


About this Report

This document is a report from the Philadelphia Department of Labor's **Office of Labor Standards** and the **Office of Worker Protections** from January 2024 through July 2024. This report is published twice a year.

The information is a summary as actual numbers may vary.

Access previous **Labor Policy and Compliance Reports** here. 

Labor Policy and Compliance Unit Overview

\$498,268.41

Total Finances Recovered

19

Total Staff

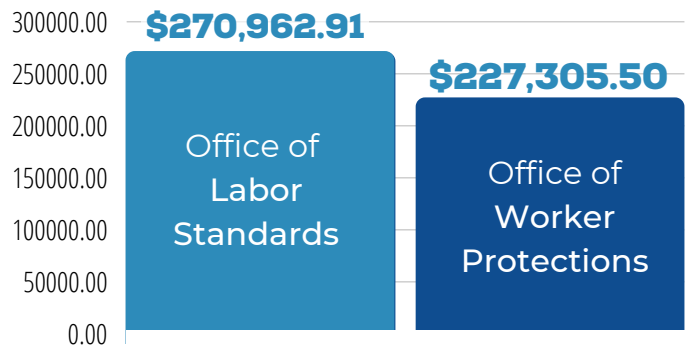
62

Total Violations

12

Total Laws Enforced

Total Finances Recovered
Jan to July 2024



Fiscal Year 2024 Operating Budget is available online here. 

Office of Worker Protections

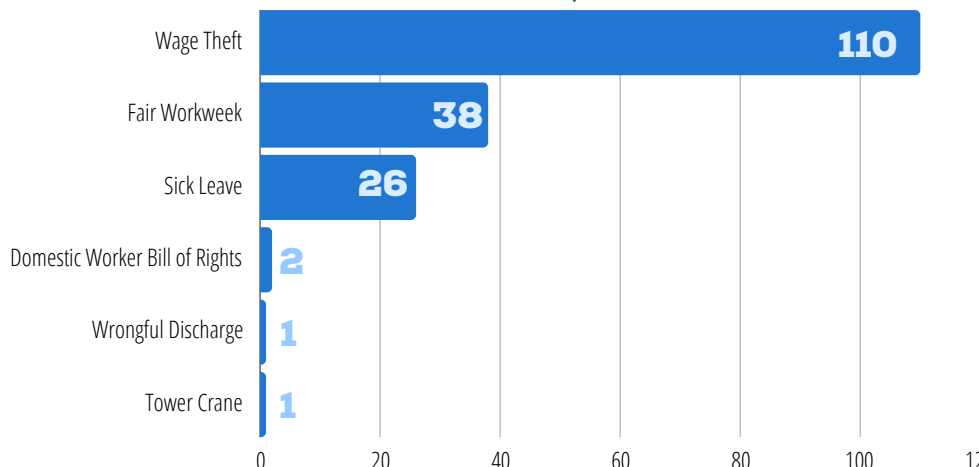
178

Total Complaints Filed
between Jan. 1, 2024
and Jun. 30, 2024

693

Total Inquiries
between Jan. 1, 2024
and Jun. 30, 2024

Total Complaints Filed



81

Total Cases Closed between Jan. 1, 2024 and Jun. 30, 2024

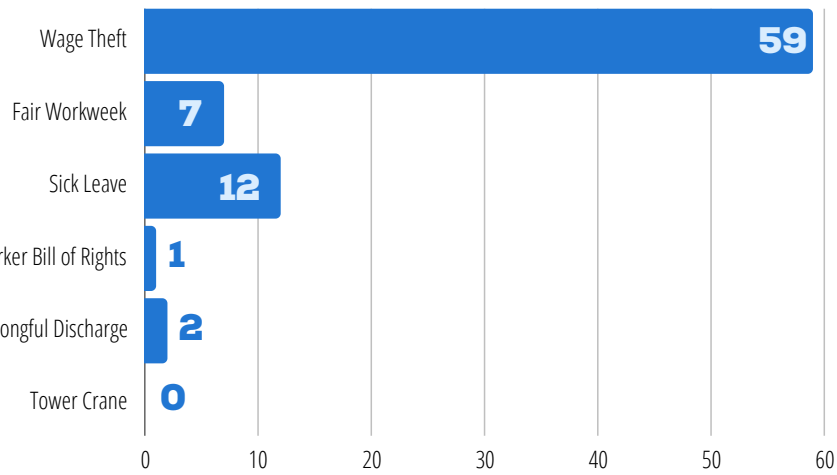
2

Total Violations between Jan. 1, 2024 and Jun. 30, 2024

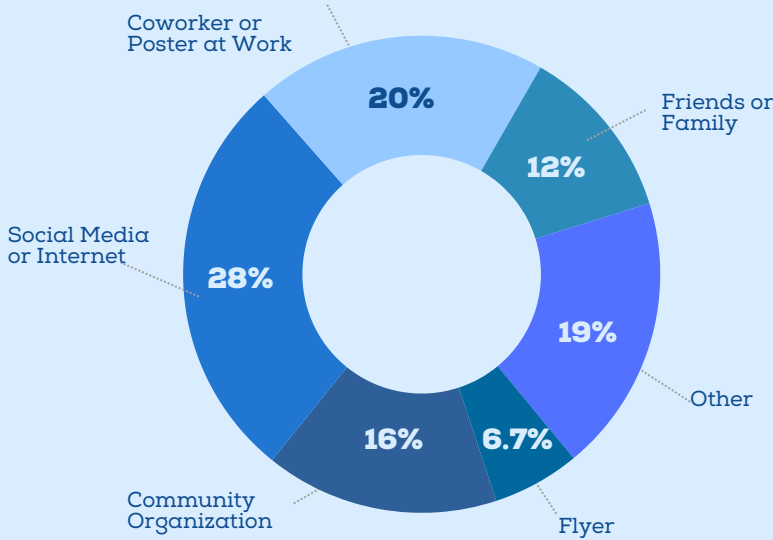
9

Total Mediations between Jan. 1, 2024 and Jun. 30, 2024

Total Cases Closed



How Complainants Heard of Office of Worker Protections



\$95,000

Total Funds distributed to 10 Community Partners through the Community Outreach and Education Fund

26

Total events between Jan. 1, 2024 and Jun. 30, 2024

25

Total Languages resources are available in

30

Trusted Community Partners engaged to distribute resources

Bad Actors

What is a Bad Actor?

Bad actors are employers who are delinquent on resolving violations or are unresponsive.

Employers will be removed from this list upon compliance.

Employer	Number of Violations
Frank Fleming's General Contractors	2
Divine Mercy Homecare	2
Flexright Solutions	1
Pavescapers	1
Plenty Cafe	2