














scope of work

PROPOSED SIGNS		Sq Ft	Elect. Req'd.	Amps / Voltage	Sign Weight	Special Instructions
FRONT ELEVATION						
1	Awning Reface	N/A	N/A	N/A	-	
2	Awning Reface	N/A	N/A	N/A	-	
3	Awning Reface	N/A	N/A	N/A	-	
4	Window Vinyl Package	N/A	N/A	N/A	-	
5	Window Vinyl Package	N/A	N/A	N/A	-	
SIDE ELEVATION						
6	Awning Reface	N/A	N/A	N/A	-	
7	Awning Reface	N/A	N/A	N/A	-	
8	Awning Reface	N/A	N/A	N/A	-	
9	Window Vinyl Package	N/A	N/A	N/A	-	
10	Window Vinyl Package	N/A	N/A	N/A	-	
11	Wall Sign	N/A	N/A	N/A	TBD	

symbols key

	120 Volt Junction Box
	Elect Whip: 1/2"Ø x 6'-0" Lg Greenfield
	LED Power Supply
	Blocking Req'd
	Additional Structure Req'd.
	Special Condition Applies
	Access Panel - Field Cut
	Additional Information Req'd.
	Remove
	Remain As-Is
	Relocate

drawing approval

Reviewed By: _____ Date: _____

Approved Approved As Noted Not Approved, Revise As Noted

revisions

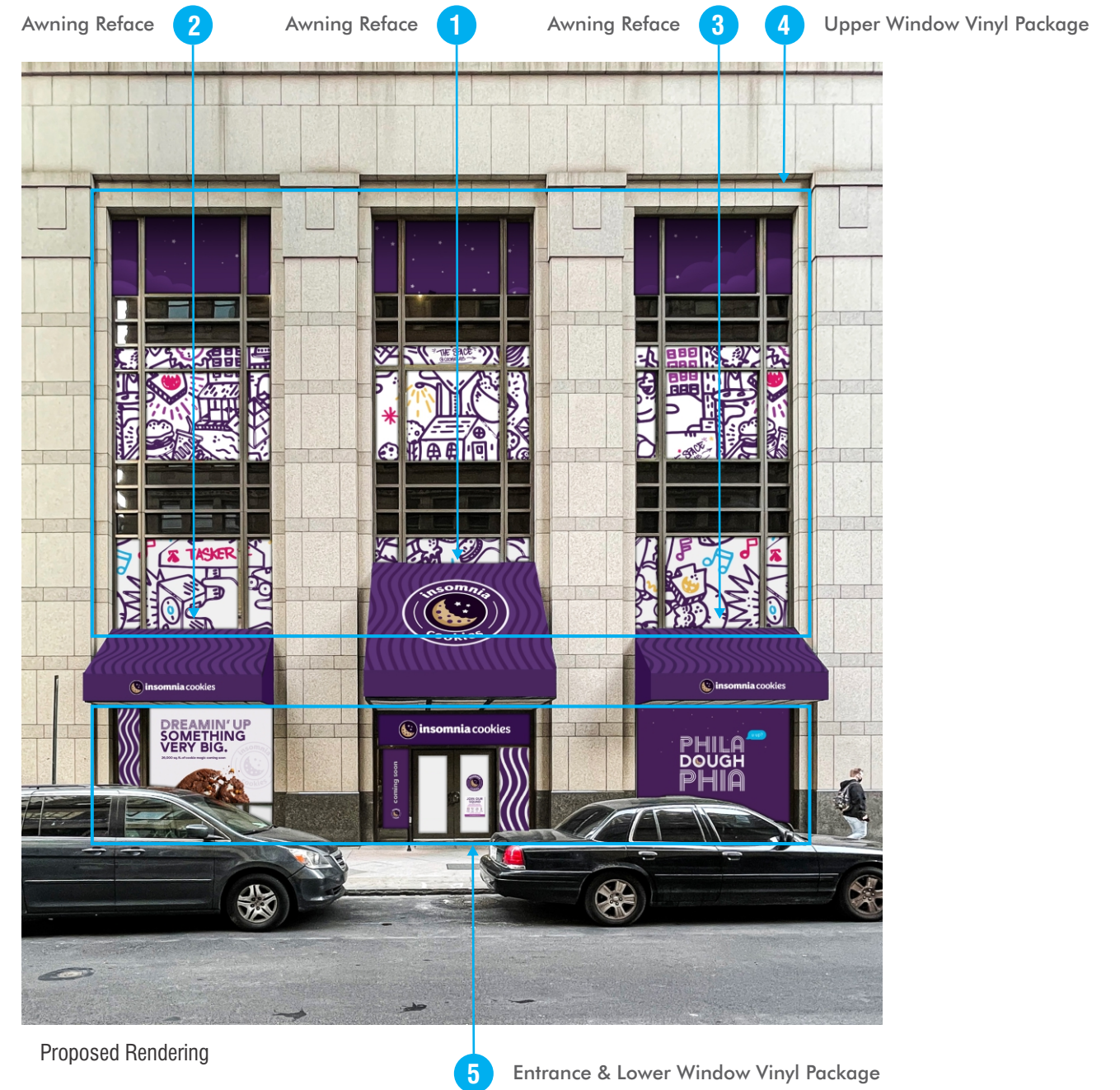
REV#	DATE	REVISION NOTES:	BY	SHEET#
1	1.16.23	Update per survey.	KG	various
2	1.17.23	Update Artwork	MB	various

front elevation

Photo Renderings Are Estimated & May Not Be Accurate. All Proportions, Dimensions And Mounting Details Must Be Verified Via Technical Survey And/Or Architectural Drawings.



Existing Condition



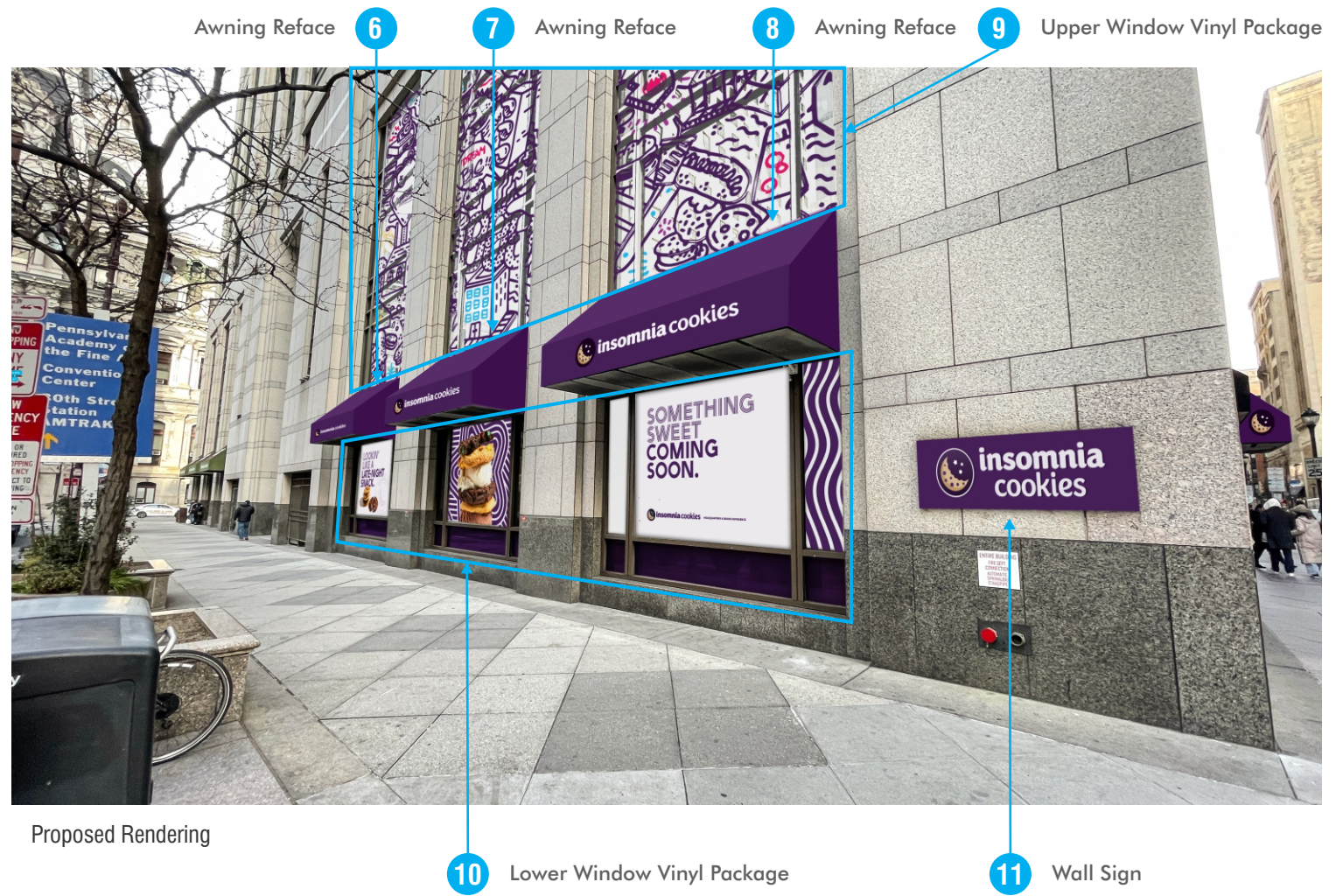
Proposed Rendering

side elevation

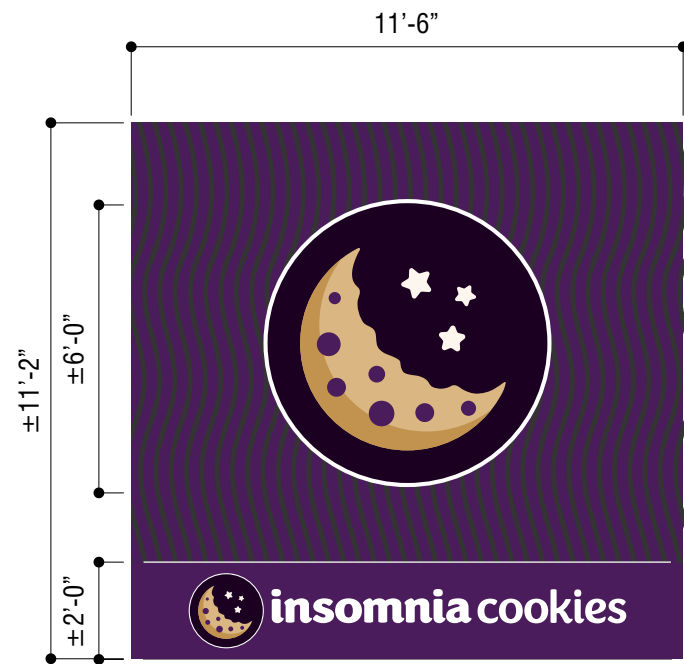
Photo Renderings Are Estimated & May Not Be Accurate. All Proportions, Dimensions And Mounting Details Must Be Verified Via Technical Survey And/Or Architectural Drawings.



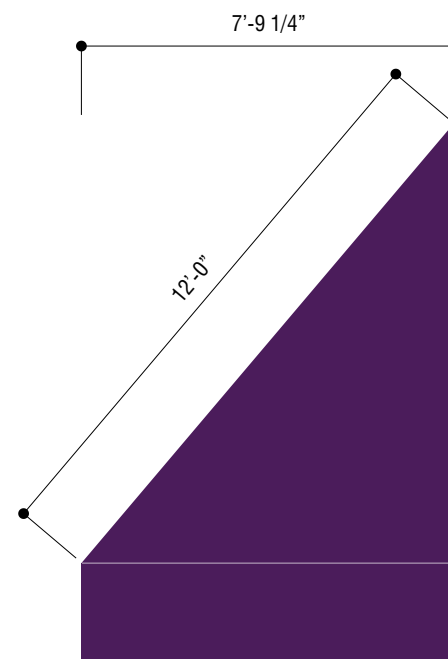
Existing Condition




Proposed Rendering



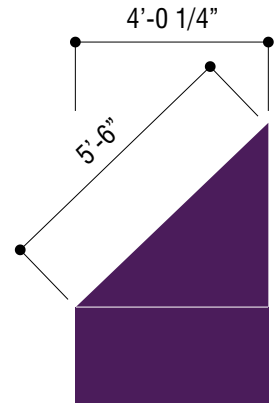
1.1 | new storefront center awning
scale: 1/4" = 1'-0"




1.2 | typ. side view
scale: 1/4" = 1'-0"



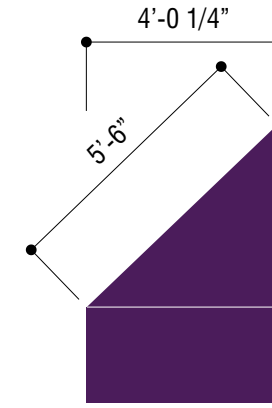
2.1 | new storefront left awning
scale: 1/4" = 1'-0"



2.2 | typ. side view
scale: 1/4" = 1'-0"









3.1 | new storefront right awning
scale: 1/4" = 1'-0"



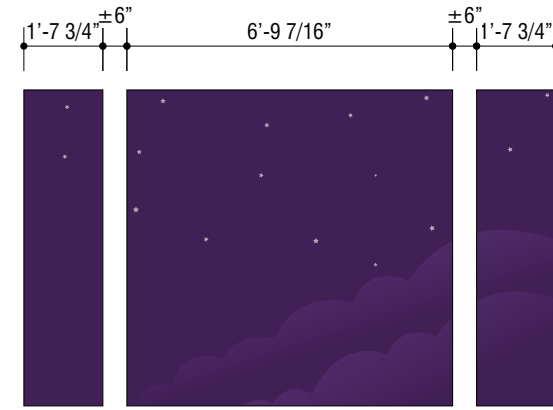
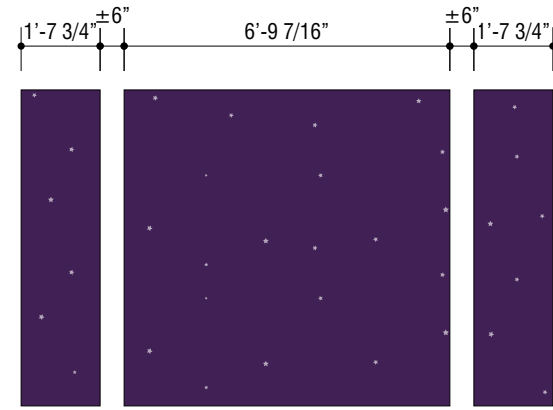
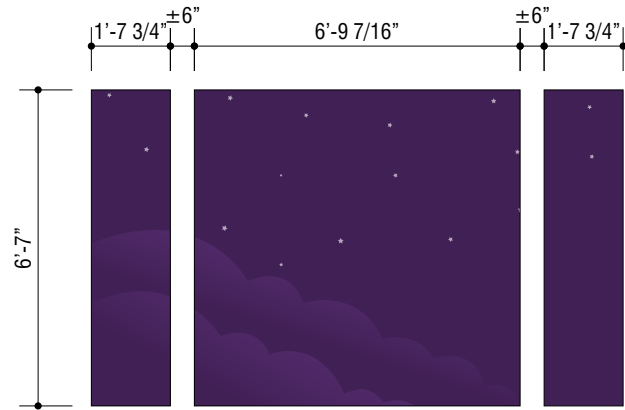
3.2 | typ. side view
scale: 1/4" = 1'-0"

Colors & Finishes
 D1 3-Layer (Color White Color) Digital Print
 A1 Weathertyte Awning/Marine #6065-0000 Concord
 A2 Heat Applied Vinyl Copy/Logo Area

- Description:**
1. Remove & Discard existing awning fabric material
 2. Ensure existing framing is in good condition
 3. Install new awning material as noted above
 4. Existing internal lighting to remain as is; ensure in good working condition


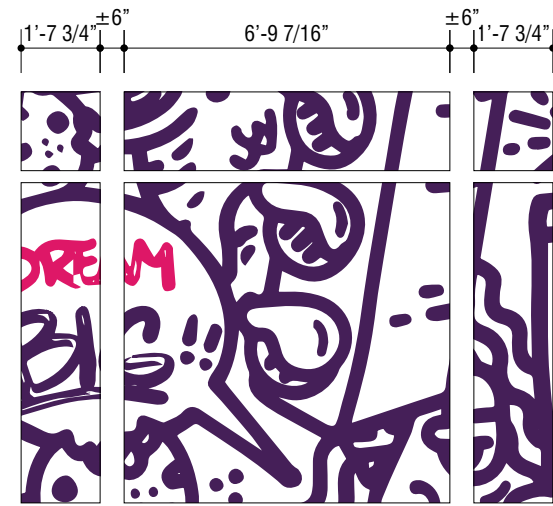
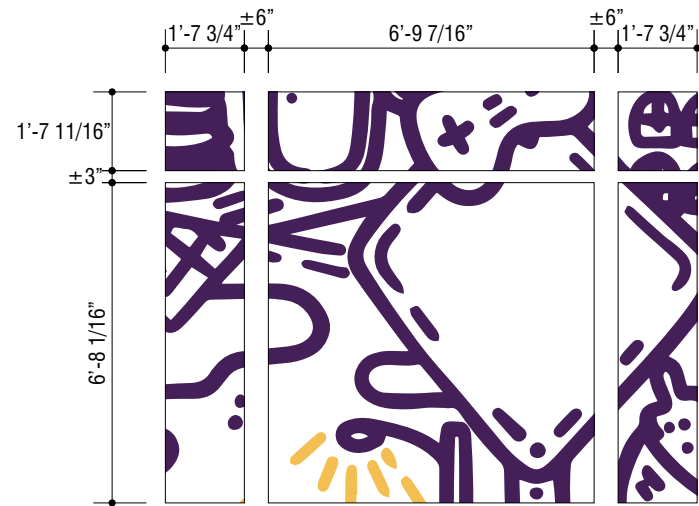
Colors For Print:				
	=			
		PMS 276C	PMS 467C	PMS 465C
				
			PMS 2627C	PMS 663C

sign 4: upper window vinyl package



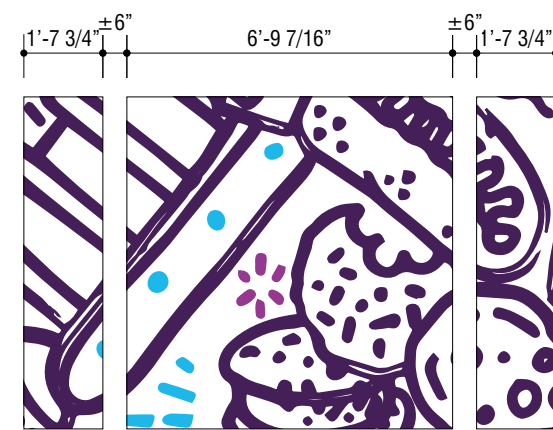
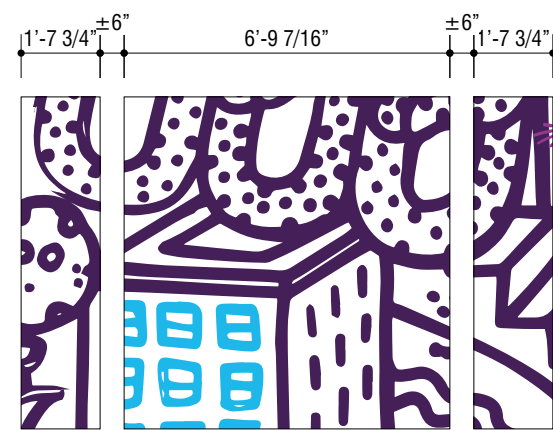
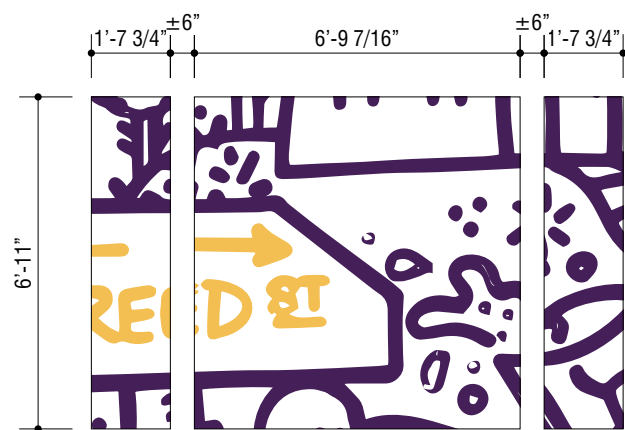
4.1 top window vinyl application

scale: 1/4" - 1'-0"



4.2 middle window vinyl application

scale: 1/4" - 1'-0"



4.3 bottom window vinyl application

scale: 1/4" - 1'-0"

specifications

Colors & Finishes

D1 1-Layer Digital Print

V1 PMS 663 C on White Opaque Vinyl (Diecut from material)

Face:

1. P1 3M Opaque White Vinyl 7725-10

Notes:

- Follow layout mockups created by Insomnia Cookies for each site individually
- All Window Vinyl Applications Applied **First Surface** to Storefront Glass

Colors For Print:						
		outer space	cookie moon	cookie shadow	cookie chips	stars
		PMS 2627C	PMS 467C	PMS 465C	PMS 2627C	PMS 663C

sign 5: lower window vinyl package



5.1 entrance door vinyl application
scale: 3/8" - 1'-0"



5.2 left window vinyl application
scale: 3/8" - 1'-0"



5.3 right window vinyl application
scale: 3/8" - 1'-0"

specifications

Colors & Finishes

D1 1-Layer Digital Print
V1 PMS 663 C on White Opaque Vinyl (Diecut from material)

Face:

1. P1 3M Opaque White Vinyl 7725-10

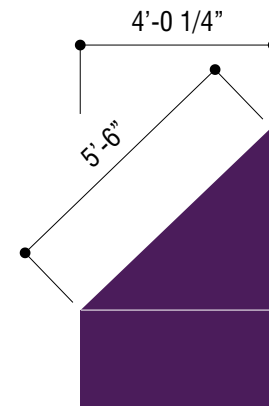
Notes:

- Follow layout mockups created by Insomnia Cookies for each site individually
- All Window Vinyl Applications Applied **First Surface** to Storefront Glass


Colors For Print:						
	outer space	cookie moon	cookie shadow	cookie chips	stars	
	PMS 2627C	PMS 276C	PMS 467C	PMS 465C	PMS 2627C	PMS 663C



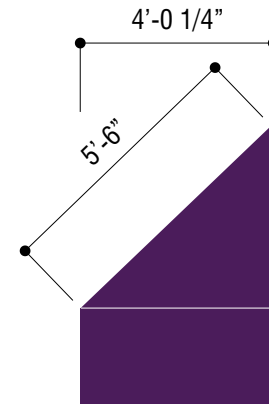
6.1 new storefront left awning
scale: 1/4" = 1'-0"



6.2 typ. side view
scale: 1/4" = 1'-0"



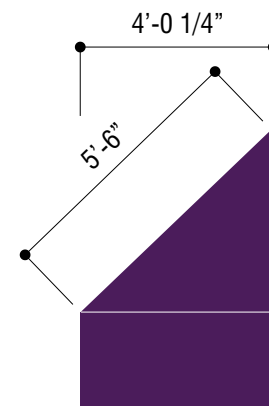
7.1 new storefront awnings
scale: 1/4" = 1'-0"



7.2 typ. side view
scale: 1/4" = 1'-0"



8.1 new storefront awnings
scale: 1/4" = 1'-0"




8.2 typ. side view
scale: 1/4" = 1'-0"

Colors & Finishes
 D1 3-Layer (Color White Color) Digital Print
 A1 Weathertyte Awning/Marine #6065-0000 Concord
 A2 Heat Applied Vinyl Copy/Logo Area

Description:
 1. Remove & Discard existing awning fabric material
 2. Ensure existing framing is in good condition
 3. Install new awning material as noted above
 4. Existing internal lighting to remain as is; ensure in good working condition

Colors For Print:				
	=			
		PMS 276C	PMS 467C	PMS 465C
			PMS 2627C	PMS 663C

sign 9: upper window vinyl package



specifications

Colors & Finishes

D1 1-Layer Digital Print

V1 PMS 663 C on White Opaque Vinyl (Diecut from material)

Face:

1. P1 3M Opaque White Vinyl 7725-10

Notes:

- Follow layout mockups created by Insomnia Cookies for each site individually
- All Window Vinyl Applications Applied **First Surface** to Storefront Glass

9.1 upper window vinyl application

scale: 1/4" - 1'-0"



Cima Network Inc.
121 New Britain Blvd.
Chalfont, PA 18914
office: 267.308.0575
fax: 267.308.0577
www.cimanetwork.com

This is an original, unpublished drawing, created by Cima Network, Inc. It is submitted for your exclusive review, in connection with a project being proposed by Cima Network, Inc. it is not to be shown to anyone outside your organization, nor is it to be used, reproduced, copied or exhibited in any fashion without the expressed consent of Cima Network, Inc.

Client: Insomnia Cookies
Designer: KG PM: EK

Job#: 36229
Address: One South Broad Street, Suite 1710,
Philadelphia, PA 19107

DATE **1.17.23** REVISION **2**

SHEET **8**

sign 10: window vinyl package

specifications

Colors & Finishes

D1  1-Layer Digital Print


V1  PMS 663 C on White Opaque Vinyl (Diecut from material)

Face:

1. P1 3M Opaque White Vinyl 7725-10

Notes:

- Follow layout mockups created by Insomnia Cookies for each site individually
- All Window Vinyl Applications Applied **First Surface** to Storefront Glass



10.1 left window vinyl application
scale: 3/8" - 1'-0"



10.2 center window vinyl application
scale: 3/8" - 1'-0"



10.3 right window vinyl application
scale: 3/8" - 1'-0"

Survey Required To Verify:
 - Existing Sign Size
 - Existing Size Construction/Materials
 - Wall Type









Colors & Finishes

- D1 1-Layer Digital Print
- V1 PMS 663 C on White Opaque Vinyl (Diecut from material)
- P1 Paint Letter Faces Twilight White (PMS 663C)
- P2 Paint Backer Panel PMS 2627C

Face:

- 1. Construction TBD

11.1 | custom wall sign
 scale: 1-1/2" = 1'-0"

Colors For Print:						
	outer space	cookie moon	cookie shadow	cookie chips	stars	
						
	PMS 2627C	PMS 276C	PMS 467C	PMS 465C	PMS 2627C	PMS 663C