



# OFFICE OF ECONOMIC OPPORTUNITY

# **ANNUAL REPORT**

## FISCAL YEAR 2021

Promoting Economic Opportunity for  
Minority-, Woman-, and Disabled-Owned Businesses










## THE OEO MISSION

The Office of Economic Opportunity (OEO) promotes the economic development of businesses beneficially owned and controlled by minority, women, and disabled persons through its registration program, contract review, monitoring activities, and ongoing interaction with City departments, quasi-public agencies, and the local marketplace.

**OEO is established by and operates under Executive Order 01-21**, the City's Antidiscrimination Policy that governs the Minority Business Enterprise (MBE), Women Business Enterprise (WBE), and Disabled Business Enterprise (DSBE) Program. OEO also implements 17-1600 of The Philadelphia Code, the City's "Economic Opportunity Plan" Ordinance.



**“We must all be part of the redesign of how we do business to correct history or face continued unrest and social fragility.”**

**–Michael Pearson, Michael K. Pearson Consulting**



# TABLE OF CONTENTS

<i>Message from Mayor Kenney.....</i>	<i>2</i>
<i>Who We Are .....</i>	<i>3</i>
<i>Executive Summary.....</i>	<i>5</i>
<i>OEO Outreach and Fiscal 2021 Highlights .....</i>	<i>7</i>
<i>FY 2021 M/W/DSBE Performance Results .....</i>	<i>11</i>
<i>Involvement Leads to Results: Economic Opportunity Plans.....</i>	<i>16</i>
<i>OEO Registry Detail.....</i>	<i>17</i>
<i>Appendix.....</i>	<i>19</i>

# MESSAGE FROM MAYOR KENNEY

Dear Philadelphians,

We are pleased to release the Office of Economic Opportunity's Fiscal Year 2021 Annual Report. Although this year brought many challenges, the City came together to support residents and businesses in need while also understanding, on a deeper level, the need for equitable practices within government and more equitable economic opportunities for all Philadelphians. The 2021 Fiscal Year (July 1, 2020 through June 30, 2021) began less than four months after the stay-at-home order went into effect due to the COVID-19 pandemic. The scourge of COVID-19 has resulted in the deaths of millions of people worldwide—including more than 5,000 Philadelphians—and impacted our global economy like no other event in recent world history.



The City of Philadelphia took immediate steps to safeguard the health and well-being of our residents by setting up temporary hospital sites and quarantine centers, purchasing personal protective equipment (PPE), coordinating testing sites for COVID-19, and distributing over 23 million meals to support residents since the pandemic first hit. Diversity and inclusion in the purchase of these services remained strong despite emergent needs; Minority Business Enterprises (MBEs) and Women Business Enterprises (WBEs) participated in the management and operation contracts for these emergency quarantine centers and temporary shelters for the city's most vulnerable residents.

To keep small and diverse businesses afloat during long periods of closure, the City's Commerce Department, in partnership with PIDC and other economic development partners, provided financial relief through strategic programs targeted to various hard-hit business sectors.

With the implementation of COVID-19 safety guidelines, OEO pivoted to a virtual platform for its monthly Doing Business with the City workshops, and the 2020 Minority Enterprise Development Week continued over a series of Zoom presentations and virtual workshops for business owners.

This Annual Report documents the participation efforts of over 50 City departments and Quasi-City Agency partners and covers their for-profit contracting. We are dedicated to supporting minority-, women-, and disabled-owned businesses recover and thrive in Philadelphia. Our Administration—with the support of the Office of Economic Opportunity and in collaboration with all committed stakeholders including administrators, policy makers, and professional organizations—remains committed to helping all Philadelphians confront the challenges grounded in economic and racial inequities that have been exacerbated by the pandemic.

Sincerely,

A handwritten signature in black ink that reads "James F. Kenney". The signature is written in a cursive, flowing style.

Jim Kenney,  
Mayor  
City of Philadelphia

# WHO WE ARE

The City of Philadelphia’s municipal government employs more than 28,000 people and spends billions of dollars each year on goods and services across all City departments. The City’s goal is to spend at least 35 percent of those dollars in the for-profit business sector with minority, women, and disabled-owned business enterprises (M/W/DSBEs).

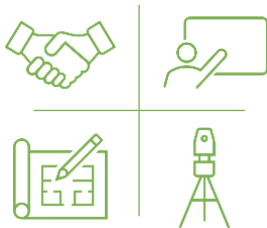
The Office of Economic Opportunity (OEO), located within the City’s Department of Commerce, plays a lead role in ensuring the City meets its goals for equity and inclusion of M/W/DSBEs in City contracting opportunities.

## OEO CARRIES THIS OUT BY

- Registering minority, women, and disabled owned businesses for inclusion in the OEO Registry of Certified Firms
- Reviewing City Bids and RFPs for potential M/W/DSBE contracting opportunities
- Evaluating Bids and Proposals for responsiveness to OEO requirements, including Commercial Usefulness
- Monitoring awarded City contracts for compliance, including assuring payment is made to committed M/W/DSBEs
- Providing Oversight guidance on large contracts and projects
- Creating alliances within the City government, stakeholders, and other organizations
- Problem solving, advocating, and supporting diverse businesses across the region including the private sector

## OUR PARTNERS INCLUDE

- City of Philadelphia Departments
- Quasi-public agencies (e.g., PIDC, PHDC, PRA)
- Private sector participants (e.g., Universities and Hospitals)
- Non-profit organizations
- Third-party certification agencies
- Majority prime contractors
- Local developers



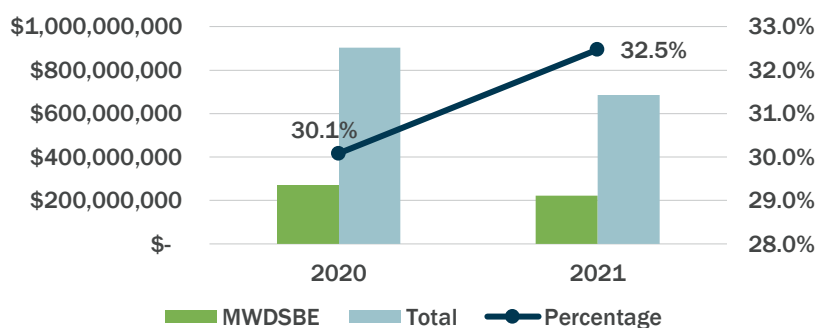


# Executive Summary

In FY 2021, the City of Philadelphia, together with its Quasi-City partners spent \$1,457,011,640 with for-profit businesses. This includes \$684,645,882 spent within the major City of Philadelphia contracting areas of Personal & Professional Services (PPS), Public Works (PW), Miscellaneous Purchase Orders (MPO), Small Order Purchases (SOP), and Services, Supplies & Equipment (SSE). The City's partners, Philadelphia Industrial Development Corporation, Philadelphia Housing Development Corporation, and Philadelphia Redevelopment Authority spent \$772,365,758 in contracting throughout the fiscal year. The City also contracted an additional \$103,814,623 in Federally Funded contracts but these dollars are addressed separately as OEO has no goal-setting authority over these contracts.

In comparison to FY 2020, the City spent \$217 million less in FY 2021, no doubt due to the COVID-19 pandemic's effect on the City's economy. Of \$684,645,882 in for-profit City contracting, \$222,282,559 went to M/W/DSBE businesses. That \$222 million represents 32.5 percent of all City for-profit spend, a more than two percentage point increase from FY20's achievement of 30.1 percent.

Figure 1: FY 2020 vs. FY 2021 M/WBE Utilization in City Contracts



FY 2021 M/WBE Utilization in City Contracts

**32.5%**

Up from 30.1% in FY 2020

## M/WBE Spending by Ethnicity or Gender for All City Contracts

**16%**

African American

**9%**

White Women

**5%**

Asian

**3%**

Hispanic

**<1%**

Other

## Distribution of M/WBE Spending for All City Contracts by M/WBE Sub-Category

**46%**

African American

**28%**

White Women

**14%**

Asian

**9%**

Hispanic

**3%**

Other



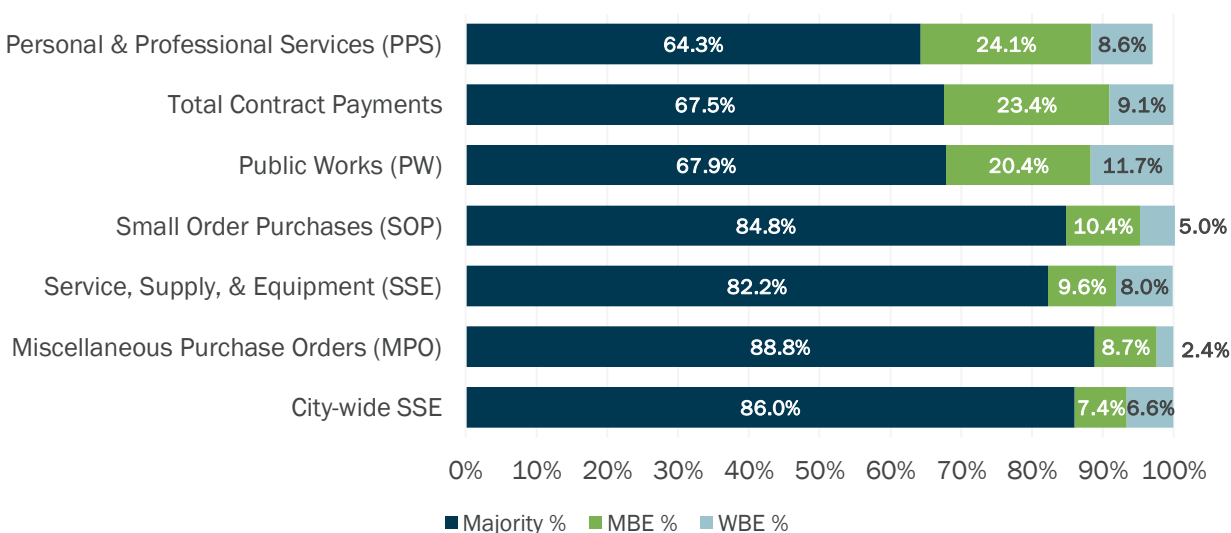
## EXECUTIVE SUMMARY

It is important to see how the \$222 million in M/W/DSBE participation spend was distributed across contracting categories. M/W/DSBEs received:

- 35.7 percent of PPS contracts (\$163.4 million out of \$457.4 million spent)
- 32.1 percent of PW contracts (\$46.5 million out of \$144.8 million spent)
- 15.1 percent of SSE contracts (\$11.5 million out of \$76.1 million spent)

The largest amount of the spend categories is PPS: in FY 2021 total PPS contracting was \$457,400,698 with \$163,351,063 in M/W/DSBE contracting dollars which equates to 35.71 percent. The next largest dollar amount of total contracting was PW with \$144,832,883, of which 32.13 percent or \$46,528,608 in contracting went to M/W/DSBEs.

Figure 2: FY 2021 M/W/DSBE Utilization in City Contracts by Contract Type



Spending with M/W/DSBEs

**\$163.4M**  
(PPS)

**\$46.5M**  
(PW)

**\$11.5M**  
(SSE)

# EXECUTIVE SUMMARY

Quasi-City partnering agencies are responsible for programs that benefit Philadelphians. These include PHDC's Basics Systems Repair program and Weatherization Adaptive Program, and green stormwater work PIDC oversees that improves the local environment and water quality. From these partners M/W/DSBEs received:

- 31.2 percent of PIDC contracts (\$20.4 million out of \$65.4 million spent)
- 32.8 percent of PHDC contracts (\$12.1 million out of \$36.8 million spent)
- 5.5 percent of PRA contracts (\$37.1 million out of \$670.1 million spent)

Figure 3: FY 2021 City-Only Utilization of M/W/DSBE

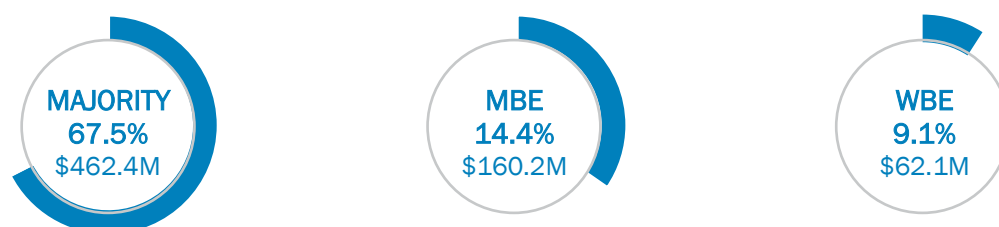
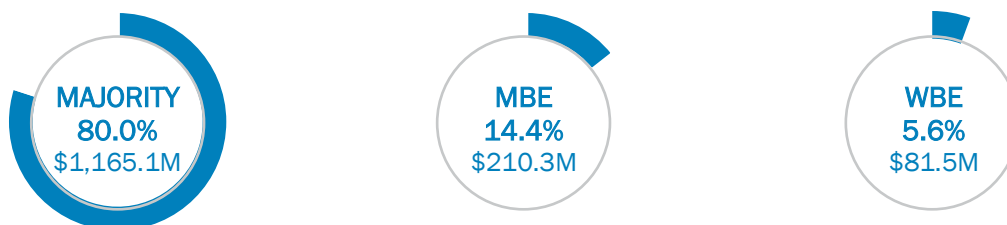


Figure 4: FY 2021 City + Quasi City-Agencies Utilization of M/W/DSBE



# OEO OUTREACH AND FISCAL 2021 HIGHLIGHTS

## 2020 Minority Enterprise Development (MED) Week

The 2020 theme for this all-virtual MED Week was “Preparing for the Next Normal.” Workshops included panel discussions and presentations on E-Commerce, Digital Branding, Global Markets, and Post Covid-19 Pandemic Business Strategies. OEO partnered with the City’s Diverse Business Chambers, Philadelphia City Council, Quasi-City Agencies, and other diverse business allies to educate and celebrate the success of M/W/DSBEs throughout our region. Pictured below are the MED Week 2020 Chamber Awardees.





# OEO OUTREACH AND FISCAL 2021 HIGHLIGHTS

## Doing Business with the City

This monthly presentation hosted by OEO went virtual in FY 2021, allowing OEO to reach an even larger audience of MBEs and WBEs interested in learning how to do business with the City and its contracting partners. These presentations not only provide instruction and guidance for navigating the City's procurement processes but also support a platform for the exploration of new business opportunities. FY2021 keynote presentations included representatives from Rivers Casino, Philadelphia International Airport and Philadelphia Gas Works.

## Economic Opportunity Review Committee Meetings

The Economic Opportunity Review Committee (EORC) established by City Council pursuant to 17-1607 of the Philadelphia Code, continued its quarterly meetings over a virtual platform and were televised on local access television. These meetings review the implementation, effectiveness and enforcement of Chapter 17-1600, the Economic Opportunity Plan ordinance. In FY 2021, the EORC reviewed ongoing development projects at the Navy Yard, Philadelphia Public Services Building and the Live! Casino and Hotel, all of which were subject to Economic Opportunity Plans with robust goals for the participation of MBEs and WBEs, as well as the employment of a diverse building trades workforce.



# OEO OUTREACH AND FISCAL 2021 HIGHLIGHTS

## Mentor Protege Program

In FY 2021, OEO launched a long-requested mentor-protégé program. Partnering with The Enterprise Center, the pilot Mentor Protégé Program (MPP) matches large construction management companies and general contractors (CM/GC) (the “Mentors”) with small diverse M/W/DSBE companies (the “Protégés”), so that the M/W/DSBE companies can learn about the internal processes of the larger CM/GC companies to better prepare them for opportunities in the future. The pilot program includes education relating to pre-qualification applications, building better back-office support and bid requirements that Mentors use to select subcontractors to work with them on their projects. The program will give Mentors an opportunity to teach, build and partner with smaller M/W/DSBE companies so that each Mentor obtains a more robust list of potential subcontractors to work with on various projects.

Mentors and Protégés will meet regularly and also check in quarterly with the City’s Program representative to make sure that all participants are effectuating the purposes of the MPP.

First Cohort of MPP Participants: Mentors and Protégés	
<b>L.F. Driscoll</b> Cameron & Associates 8 PA Fly Construction Bethel Construction Arline Construction Oneida Fire Protection	<b>Daniel J. Keating</b> C&H Landscapes Torrado Construction Milligan & Associates
<b>Skanska USA Builders</b> Morgan Construction	<b>Gilbane Construction</b> DeWitt HVAC
<b>Target Construction</b> Smith Flooring	<b>Intech Construction</b> WebCo Construction
<b>Turner Construction</b> Iron Lady Arc Construction	



# OEO OUTREACH AND FISCAL 2021 HIGHLIGHTS

## Registry Report

The OEO Registry is truly the lifeline of the Office of Economic Opportunity; the databank that houses all the businesses that participate on City of Philadelphia contracting. The Registry plays an essential part in every aspect of the City contracting process, from setting project goals to outreach for upcoming opportunities and eventually tracking participation.

Businesses from across the city and country make up the almost 2,700 businesses listed in the registry. Forty-four percent of the businesses listed in the registry are from Pennsylvania, about half of which are from Philadelphia.

The directory is about 59 percent female and about 60 percent non-white (including 36 percent African American, 13 percent Asian American, and 10 percent Hispanic).

### The OEO Directory Composition

**59%**

Female

**36%**

African American

**13%**

Asian American

**10%**

Hispanic





# FY 2021 M/W/DSBE PERFORMANCE RESULTS

The following summary of M/W/DSBE contract participation for FY 2021 comes from contract commitments rather than payments, and they reflect dollars committed to primes and subs at the time the contract is conformed. Change orders and amendments are captured in subsequent years when the changes are made to the contracts.

Contract award commitments provide an indication of the amount that will be paid to M/W/DSBE firms. However, actual payment data is the best measure of the City's success in being inclusive. OEO is diligently working with all City departments—particularly the Procurement Department—to establish a system that accurately captures payments made to M/W/DSBE firms. The City's Contract Compliance Reporting System, B2GNow, is the monitoring tool used by the City and OEO uses it to ensure proper maintenance of the City's contracts.

In FY 2021, the total City-only contract awards amounted to \$685 million, which is over \$200 million less than FY 2020. Of the total value of contracts awarded in FY 2021, \$222 million or 32.5 percent, went to M/W/DSBE firms as shown below. PW utilization increased by over 6 percentage points from 25.9 percent in FY 2020 to 32.1 percent in FY 2021, while PPS and SSE utilization decreased in percentage terms during the same time period.

Figure X: FY 2021 City-Only M/W/DSBE Utilization by Contract Type

CONTRACT CATEGORY	TOTAL DOLLARS	TOTAL M/W/DSBE DOLLARS	TOTAL M/W/DSBE %
Public Works (PW)	\$144,832,883	\$46,528,608	32.1%
Service, Supply, & Equipment (SSE)	\$23,367,257	\$4,149,473	17.8%
Personal & Professional Services (PPS)	\$457,400,698	\$163,351,063	35.7%
Miscellaneous Purchase Orders (MPO)	\$1,896,662	\$211,603	11.2%
Small Order Purchases (SOP)	\$4,380,435	\$667,324	15.2%
City-wide SSE	\$52,767,949	\$7,374,489	14.0%
<b>Total Contract Payments</b>	<b>\$684,645,882</b>	<b>\$222,282,559</b>	<b>32.5%</b>

Figure X: FY 2020 City-Only M/W/DSBE Utilization by Contract Type

CONTRACT CATEGORY	TOTAL DOLLARS	TOTAL M/W/DSBE DOLLARS	TOTAL M/W/DSBE %
Public Works (PW)	\$295,393,817	\$76,648,300	25.9%
Service, Supply, & Equipment (SSE)	\$46,305,116	\$8,432,997	18.2%
Personal & Professional Services (PPS)	\$492,286,243	\$179,402,225	36.4%
Miscellaneous Purchase Orders (MPO)	\$3,950,128	\$591,555	15.0%
Small Order Purchases (SOP)	\$7,261,172	\$1,562,521	21.5%
City-wide SSE	\$56,582,399	\$4,661,447	8.2%
<b>Total Contract Payments</b>	<b>\$901,778,874</b>	<b>\$271,299,045</b>	<b>30.1%</b>

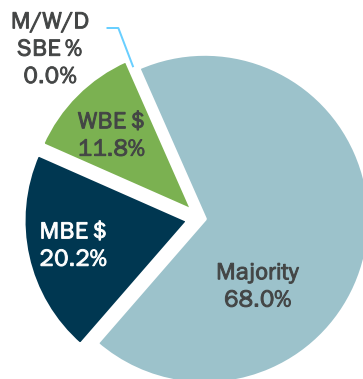
# FY 2021 M/W/DSBE PERFORMANCE RESULTS

In FY 2021, the top four City departments by spend represented a collective \$388.4 million in spending, of which \$129.9 million (34.4 percent) went to M/W/DSBEs. The Water Department had the highest spend across all City departments, at \$166.6 million, of which \$63.8 million (38.3 percent) went to M/W/DSBEs.

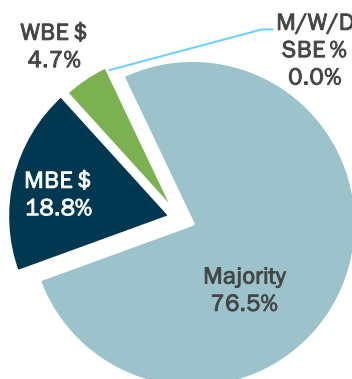
Department	Contract Total	MBE \$	WBE \$	M/W/DSBE %
Aviation	\$70,316,220	\$14,222,871	\$8,275,436	32.0%
Prisons	\$87,765,299	\$24,263,289	\$4,350,190	32.6%
OIT	\$63,716,991	\$11,992,945	\$2,974,734	23.5%
Water	\$166,606,784	\$38,233,607	\$25,556,050	38.3%
Total	\$388,405,294	\$88,712,712	\$41,156,411	33.4%

Figure 7: FY 2021 M/W/DSBE Performance Results by Top Four City Departments

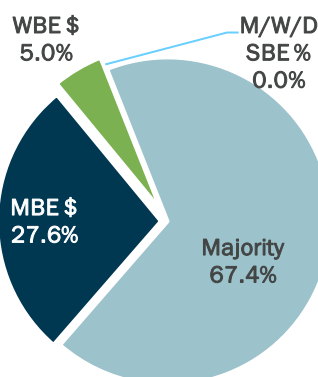
## Aviation



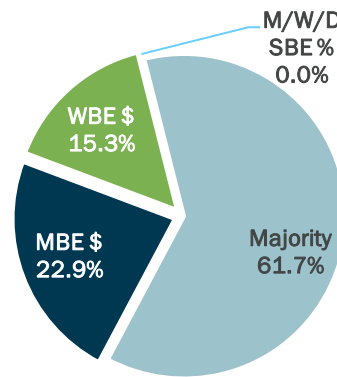
## Office of Information and Technology



## Prisons



## Water



# FY 2021 M/W/DSBE PERFORMANCE RESULTS

## Top 10 Performance

The table below depicts the top ten primes based on dollars awarded.

Top 10 Prime Vendors/Contractors - Dollars Awarded						
Ranking	Business Name	Total Contract Award	MBE Participation Dollars	MBE Participation %	WBE Participation Dollars	WBE Participation %
1	Corizon	\$47,767,275	\$8,325,871	17.4%	\$2,972,092	6.2%
2	U.S. Facilities, Inc.	\$30,584,916	\$30,584,916	100.0%	\$0	0.0%
3	Fast Enterprises, Llc	\$28,600,021	\$1,716,001	6.0%	\$1,144,001	4.0%
4	Elliot Lewis	\$27,895,169	\$4,927,990	17.7%	\$92	0.0%
5	A.P. Construction, Inc	\$22,026,535	\$1,709,826	7.8%	\$910,668	4.1%
6	Jones Lang Lasalle Americas, Inc.	\$17,083,915	\$7,340,337	43.0%	\$192,604	1.1%
7	Philips Brothers Electrical Contractors, Inc.	\$12,778,478	\$1,805,811	14.1%	\$1,274,550	10.0%
8	Jpc Group, Inc.	\$11,434,155	\$759,930	6.6%	\$479,750	4.2%
9	James J. Anderson	\$10,785,609	\$686,160	6.4%	\$51,461	0.5%
10	Petrongolo Contractors Inc.	\$10,427,390	\$380,000	3.6%	\$1,050,000	10.1%





# FY 2021 M/W/DSBE PERFORMANCE RESULTS

## Top 10 Performance

The tables below depict the top ten MBE and WBE firms based on cumulative prime and subcontracting participation across all contracting categories.

### Top 10 Minority Business Enterprise (MBE) Firms - Dollars Awarded

Ranking	Business Name	Business Classification	Total Contract Dollars (Prime and Sub)
1	U.S. Facilities, Inc.	African American Male	\$18,499,114.66
2	Timi Pharmaceuticals, Inc.	African American Female	\$5,445,442.00
3	Creative Management Technology, Inc.	African American Male	\$4,445,824.00
4	Arora Systems Group	Asian Male	\$3,857,616.64
5	U.S. Facilities, Inc.	African American Male	\$3,657,085.00
6	Tri-Force Consulting	Asian Male	\$3,566,550.98
7	Scotlandyard Security Svc	African American Male	\$2,894,513.00
8	Correctional Dental Association	African American Male	\$2,762,400.00
9	First Choice Home and Community Services	African American Male	\$2,439,601.00
10	Mil Ray Food Co.	African American Female	\$2,439,601.00

### Top 10 Women Business Enterprise (WBE) Firms - Dollars Awarded

Ranking	Business Name	Business Classification	Total Contract Dollars (Prime and Sub)
1	Clinical Solutions, LLC	White Female	\$2,929,017.00
2	Duffield Associates, LLC	White Female	\$1,540,000.00
3	Resilient Business Solutions, LLC	White Female	\$1,500,000.00
4	Momentum, Inc.	White Female	\$1,144,000.84
5	Hunt Engineering Co.	White Female	\$1,125,000.00
6	Turtle & Hughes Inc.	White Female	\$1,050,000.00
7	Duffield Associates, Inc.	White Female	\$890,000.00
8	It Takes A Village, Inc	White Female	\$834,500.00
9	Cocco Contracting Corp.	White Female	\$777,533.00
10	Merkin Shotland, PC	White Female	\$750,000.00

# FY 2021 M/W/DSBE PERFORMANCE RESULTS

Department/Office	Total Available Contract Dollars	M/W/DSBE Total Participation	M/W/DSBE Performance %	M/W/DSBE Goal
Aviation Department	\$70,316,220	\$22,498,307	32.0%	32%
Behavioral Health/Intellectual Disability Services	\$22,935,027	\$1,503,109	6.6%	13%
City Commissioners	\$0	\$0	N/A	30%
City Council	\$1,736,000	\$1,318,000	75.9%	N/A
City Representative's	\$0	\$0	N/A	N/A
City Treasurer	\$6,649,654	\$4,030,605	60.6%	30%
Commerce	\$362,640	\$212,640	58.6%	40%
Controller	\$329,238	\$57,000	17.3%	N/A
District Attorney	\$434,000	\$100,000	23.0%	N/A
Finance	\$19,560,198	\$6,079,643	29.5%	35%
Fire	\$5,762,758	\$597,714	10.4%	16%
Fleet Management	\$10,636,574	\$0	0.0%	5%
Health & Human Services	\$19,886,611	\$6,526,770	32.8%	32%
Homeless Services	\$20,868,625	\$16,517,389	79.1%	35%
Human Resources	\$0	\$0	N/A	10%
Human Services	\$26,386,712	\$11,479,472	43.5%	33%
Licenses & Inspections	\$10,020,390	\$2,520,556	25.2%	35%
Labor	\$0	\$0	N/A	N/A
Law Department	\$4,030,707	\$2,638,440	65.5%	37%
Library	\$1,904,713	\$254,622	13.4%	25%
Mayor's Office	\$415,000	\$200,000	48.2%	35%
Managing Director's Office	\$7,734,180	\$4,447,126	57.5%	20%
Mayor's Office of Community Schools	\$247,000	\$0	0.0%	N/A
Chief Administrative Office	\$2,668,456	\$813,065	30.5%	25%
Mayor's Office of Community Services	\$68,660	\$30,896	45.0%	50%
Mayor's Office of Sustainability	\$290,000	\$93,000	32.1%	20%
Office Inspector General	\$71,500	\$0	0.0%	N/A
Office of Innovation Technology	\$63,716,991	\$14,967,679	23.5%	25%
Parks & Recreation	\$2,640,359	\$901,844	34.2%	25%
Pension	\$624,900	\$50,000	8.0%	N/A
Personnel Management	\$1,702,493	\$55,000	3.2%	N/A
Planning and Development	\$501,500	\$82,500	16.5%	35%
Police	\$1,887,404	\$224,671	11.9%	10%
Prisons	\$87,765,299	\$28,613,480	32.6%	35%
Procurement	\$400,000	\$0	0.0%	15%
Property Assess	\$0	\$0	N/A	50%
Pub Property	\$29,991,363	\$10,173,541	33.9%	50%
Records	\$932,919	\$315,000	33.8%	22%
Register of Wills	\$0	\$0	N/A	N/A
Revenue	\$6,674,075	\$3,057,085	44.2%	46%
Sheriff	\$0	\$0	N/A	N/A
Sinking Fund Commission	\$25,700	\$0	0.0%	N/A
Streets	\$30,701,995	\$10,949,306	35.7%	35%
Water	\$166,606,784	\$63,789,657	38.3%	33%
Water-Stormwater	\$224,308	\$0	0.0%	N/A

# INVOLVEMENT LEADS TO RESULTS: ECONOMIC OPPORTUNITY PLANS

An Economic Opportunity Plan (EOP) is an agreement between the City and a prime contractor or project owner. The EOP agreement establishes goal ranges for meaningful participation of M/W/DSBEs on capital and construction projects throughout City government. An EOP is required for City-owned projects with a budget greater than \$100,000. In the private and non-profit sectors, projects may need an EOP if they require public funds or an action by City Council. In 2015, OEO was tasked with reporting workforce diversity on City projects, and as of 2017, the Labor Standards Unit has provided oversight and enforcement of workforce diversity on projects that require action by City Council.

As of October 2021, OEO was monitoring EOP projects totaling \$2.76 billion in contract amounts. Of this aggregate amount, M/WBE utilization was 32.1 percent, or \$884 million. The \$884 million of M/W/DSBE utilization includes \$434.0 million, or 15.7 percent, received by MBE firms and \$450.5 million, or 16.3 percent, received by WBE firms.

Total Active Economic Opportunity Plans (EOPs) and M/W/DSBE Participation								
Category	MBE		WBE		M/WBE		Majority Paid (\$M)	Total Paid (\$M)
	MBE Paid (\$)	MBE Participation (%)	WBE Paid (\$)	WBE Participation (%)	M/WBE Paid (\$M)	M/WBE Participation (%)		
Aviation	\$4.1	10.1%	\$3.3	8.1%	\$7.4	18.2%	\$33.3	\$40.7
Public Property	\$1.4	1.9%	\$3.0	4.1%	\$4.4	6.0%	\$69.7	\$74.1
Streets	\$0.9	1.7%	\$1.0	1.8%	\$1.9	3.5%	\$51.5	\$53.4
Water	\$62.8	16.6%	\$40.7	10.7%	\$103.5	27.3%	\$275.2	\$378.7
TOTAL CITY	\$69.2	12.7%	\$48.0	8.8%	\$117.2	21.4%	\$429.7	\$546.9
Private/Nonprofit	\$364.8	16.5%	\$402.5	18.2%	\$767.3	34.7%	\$1,443.7	\$2,211.0
TOTAL EOPS	\$434.0	15.7%	\$450.5	16.3%	\$884.5	32.1%	\$1,873.4	\$2,757.8





# OEO REGISTRY DETAIL

## Registry Report

The OEO Registry is truly the lifeline of the Office of Economic Opportunity, the databank that houses all the businesses that participate on City of Philadelphia contracting. The Registry plays an essential part in every aspect of the City contracting process, from setting project goals to outreach for upcoming opportunities and eventually tracking participation.

Businesses from across the city and country make up the almost 2,700 businesses listed in the registry. Forty-four percent of the businesses listed in the registry are from Pennsylvania, about half of which are from Philadelphia.

The directory is about 59 percent female and about 60 percent non-white (including 36 percent African American, 13 percent Asian American, and 10 percent Hispanic).

Figure 8: OEO Registry by Location

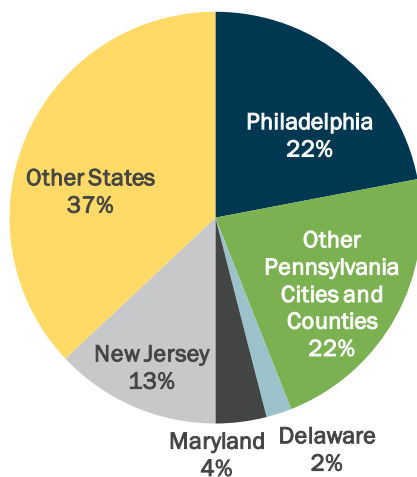
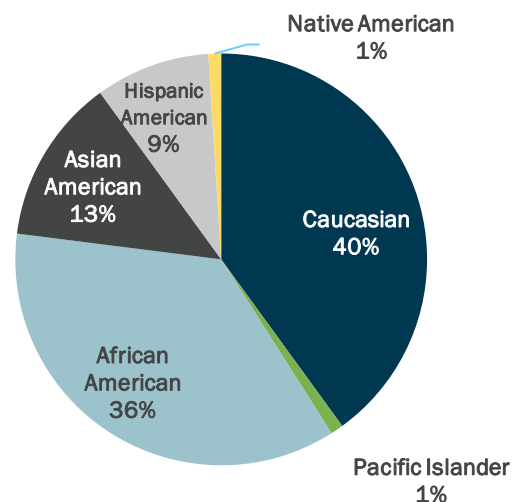


Figure 9: Count of Diverse Businesses



### KEY BENEFITS AND FEATURES OF THE OEO REGISTRY

- Notification of outreach events
- Free business advertisement 365 days a year 24/7
- 50+ city departments, public and nonprofit industries have access to business/vendor profile
- Solicitation of quotes for Miscellaneous Purchases and Small Order Purchases by 50+ city departments
- Workshops, training, seminars, technical assistance, and funding are some of the resources available to support businesses

## OEO REGISTRY DETAIL

Business Count Broken down by Race/Ethnicity and Gender			
Race/Ethnicity	Gender	Number of Firms	Percentage
African American	Female	316	11.8%
	Male	652	24.3%
Asian American	Female	113	4.2%
	Male	244	9.1%
Caucasian	Female	1053	39.2%
	Male	16	0.6%
Hispanic American	Female	80	3.0%
	Male	174	6.5%
Native American	Female	11	0.4%
	Male	14	0.5%
Pacific Islander	Female	5	0.2%
	Male	10	0.4%
Total		2,688	



## APPENDIX






Figure 1 – Summary With Few or No

	TOTAL	MBE	MBE	WBE	WBE	TOTAL	TOTAL
	AMOUNT	AMOUNT	%	AMOUNT	%	PARTICIPATION	%
PUBLIC WORKS (PW)	144,832,883	29,589,988	20.43%	16,938,620	11.70%	46,528,608	32.13%
SERVICE, SUPPLY & EQUIPMENT (SSE)	23,367,257	2,268,201	9.71%	1,881,272	8.05%	4,149,473	17.76%
PERSONAL & PROFESSIONAL SERVICES (PPS)	457,400,698	123,842,000	27.08%	39,509,063	8.64%	163,351,063	35.71%
MISCELLANEOUS PURCHASE ORDERS (MPO)	1,896,662	165,722	8.74%	45,881	2.42%	211,603	11.16%
SMALL ORDER PURCHASES (SOP)	4,380,435	449,115	10.25%	218,209	4.98%	667,323	15.23%
<b>SUB TOTAL</b>	631,877,933	156,315,025	24.74%	58,593,045	9.27%	214,908,070	34.01%
CITY WIDE (SSE)	52,767,949	3,898,151	7.39%	3,476,338	6.59%	7,374,489	13.98%
LESS FEW OR NO/SOLE SOURCE	-	-	-	-	-	-	-
NET CITYWIDE	52,767,949	3,898,151	7.39%	3,476,338	6.59%	7,374,489	13.98%
<b>CITY TOTAL</b>	684,645,882	160,213,176	23.40%	62,069,383	9.07%	222,282,559	32.47%
<u>QUASI-GOVERNMENT AGENCIES</u>	-	-	-	-	-	-	-
PHIL INDUS DEVT CORPORATION (PIDC)	65,427,978	11,970,220	18.30%	8,301,430	12.69%	20,420,578	31.21%
PHIL HOUSING DEVT CORP (PHDC)	36,836,000	10,057,465	27.30%	2,038,499	5.53%	12,095,964	32.84%
PHIL REDEVELOPMENT AUTHORITY (PRDA)	670,101,780	28,066,965	4.19%	9,078,926	1.35%	37,145,891	5.54%
<b>SUB TOTAL</b>	772,365,758	50,094,650	6.49%	19,418,855	2.51%	69,662,433	9.02%
<b>CITY &amp; QUASI TOTAL</b>	1,457,011,640	210,307,826	14.43%	81,488,238	5.59%	291,944,992	20.04%
<u>FEDERALLY/STATE FUNDED</u>	103,814,623	11,707,115	11.28%	8,416,966	8.11%	20,124,081	19.38%
PUBLIC WORKS (PW) <b>SUB TOTAL</b>	103,814,623	11,707,115	11.28%	8,416,966	8.11%	20,124,081	19.38%
<b>GRAND TOTAL</b>	1,560,826,263	222,014,942	14.22%	89,905,204	5.76%	312,069,074	19.99%

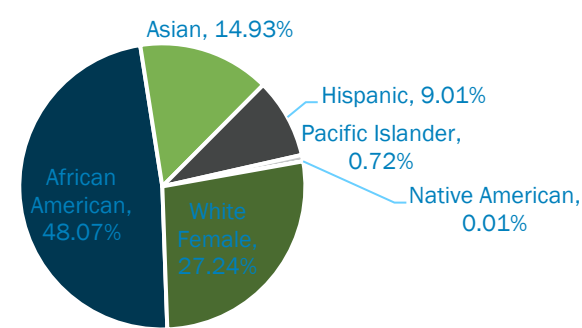
Figure 2 – Ethnic Breakdown

	FY19		FY20		FY21	
African American	\$115,937,648	17.32%	\$103,436,818	12.24%	\$103,303,040	16.35%
Asian	\$26,234,132	3.92%	\$37,410,053	4.43%	\$32,077,079	5.08%
Hispanic	\$22,154,899	3.31%	\$32,461,808	3.84%	\$19,362,248	3.06%
Pacific Islander & Native American	\$1,674,172	0.25%	\$3,081,004	0.36%	\$1,572,658	0.25%
White Female	\$88,441,793	13.21%	\$90,948,501	10.76%	\$58,544,960	9.27%
<b>M/W/DSBE Total</b>	<b>\$254,442,644</b>	<b>38.02%</b>	<b>\$267,338,184</b>	<b>31.63%</b>	<b>\$214,859,985</b>	<b>34.00%</b>
<b>City Total</b>	<b>\$669,294,200</b>		<b>\$845,196,475</b>		<b>\$631,877,933</b>	

Ethnicity and Gender

Ethnicity	\$	Percentage of Summary Total	Percentage of Total Participation
Af American Male	\$86,987,617	13.77%	-
Af American Female	\$16,315,423	2.58%	-
<b>Subtotal</b>	<b>\$103,303,040</b>	<b>16.35%</b>	<b>48.07%</b>
Asian Male	\$26,516,569	4.20%	-
Asian Female	\$5,560,510	0.88%	-
<b>Subtotal</b>	<b>\$32,077,079</b>	<b>5.08%</b>	<b>14.93%</b>
Hispanic Male	\$13,122,611	2.08%	-
Hispanic Female	\$6,239,637	0.99%	-
<b>Subtotal</b>	<b>\$19,362,248</b>	<b>3.06%</b>	<b>9.01%</b>
Pacific Islander Male	\$1,552,252	0.25%	-
Pacific Islander Female	\$0	0.00%	-
<b>Subtotal</b>	<b>\$1,552,252</b>	<b>0.25%</b>	<b>0.72%</b>
Native American Male	\$17,000	0.00%	-
Native American Female	\$3,406	0.00%	-
<b>Subtotal</b>	<b>\$20,406</b>	<b>0.01%</b>	<b>0.01%</b>
White Female	\$58,544,960	27.24%	27.24%
<b>Chart Total</b>	<b>\$214,859,985</b>	<b>-</b>	<b>100.00%</b>
<b>Discrepancy</b>	<b>\$48,085</b>	<b>-</b>	<b>-</b>
<b>Total Listed Participation</b>	<b>\$214,908,070</b>	<b>52.09%</b>	<b>-</b>
<b>Summary Total</b>	<b>\$631,877,933</b>	<b>-</b>	<b>-</b>

M/WBE Spend By Ethnicity



- African American
- Asian
- Hispanic
- Pacific Islander
- Native American
- White Female

Figure 3 – PHDC

Q1					
PHDC Project	Contract Amount	MBE	WBE	Total MBE/WBE Cumulative	% of Contracts Awarded to MBE/WBE Firms
Basic Systems Repair Program	\$6,705,000.00	\$1,257,558.00	\$257,539.00	\$1,515,097.00	22.60%
Weatherization Adaptive Program	\$300,000.00	\$1,145.00	\$0.00	\$1,145.00	0.38%
Adaptive Modifications Program	\$225,000.00	\$4,904.00	\$0.00	\$4,904.00	2.18%
<b>Total PHDC Projects</b>	<b>\$7,230,000.00</b>	<b>\$1,263,607.00</b>	<b>\$257,539.00</b>	<b>\$1,521,146.00</b>	<b>21.04%</b>
Q2					
PHDC Project	Contract Amount	MBE	WBE	Total MBE/WBE Cumulative	% of Contracts Awarded to MBE/WBE Firms
Basic Systems Repair Program	\$9,250,000.00	\$2,958,365.00	\$601,083.00	\$3,559,448.00	38.48%
Weatherization Adaptive Program	\$575,000.00	\$316,299.00	\$2,634.00	\$318,933.00	55.47%
Adaptive Modifications Program	\$1,400,000.00	\$5,092.00	\$547.00	\$5,639.00	0.40%
<b>Total PHDC Projects</b>	<b>\$11,225,000.00</b>	<b>\$3,279,756.00</b>	<b>\$604,264.00</b>	<b>\$3,884,020.00</b>	<b>34.60%</b>
Q3					
PHDC Project	Contract Amount	MBE	WBE	Total MBE/WBE Cumulative	% of Contracts Awarded to MBE/WBE Firms
Basic Systems Repair Program	\$6,690,000.00	\$2,212,081.00	\$511,274.00	\$2,723,355.00	40.71%
Weatherization Adaptive Program	\$600,000.00	\$341,376.00	\$14,731.00	\$356,107.00	59.35%



Adaptive Modifications Program	\$900,000.00	\$5,719.00	\$230.00	\$5,949.00	0.66%
--------------------------------	--------------	------------	----------	------------	-------

<b>Total PHDC Projects</b>	<b>\$8,190,000.00</b>	<b>\$2,559,176.00</b>	<b>\$526,235.00</b>	<b>\$3,085,411.00</b>	<b>37.67%</b>
----------------------------	-----------------------	-----------------------	---------------------	-----------------------	---------------

**Q4**

PHDC Project	Contract Amount	MBE	WBE	Total MBE/WBE Cumulative	% of Contracts Awarded to MBE/WBE Firms
Basic Systems Repair Program	\$9,191,000.00	\$2,937,126.00	\$645,292.00	\$3,582,418.00	38.98%
Weatherization Adaptive Program	\$300,000.00	\$17,658.00	\$3,123.00	\$20,781.00	6.93%
Adaptive Modifications Program	\$700,000.00	\$142.00	\$2,046.00	\$2,188.00	0.31%
<b>Total PHDC Projects</b>	<b>\$10,191,000.00</b>	<b>\$2,954,926.00</b>	<b>\$650,461.00</b>	<b>\$3,605,387.00</b>	<b>35.38%</b>

**FY21**

PHDC Project	Contract Amount	MBE	WBE	Total MBE/WBE Cumulative	% of Contracts Awarded to MBE/WBE Firms
Basic Systems Repair Program	\$31,836,000.00	\$9,365,130.00	\$2,015,188.00	\$11,380,318.00	35.75%
Weatherization Adaptive Program	\$1,775,000.00	\$676,478.00	\$20,488.00	\$696,966.00	39.27%
Adaptive Modifications Program	\$3,225,000.00	\$15,857.00	\$2,823.00	\$18,680.00	0.58%
<b>Total PHDC Projects</b>	<b>\$36,836,000.00</b>	<b>\$10,057,465.00</b>	<b>\$2,038,499.00</b>	<b>\$12,095,964.00</b>	<b>32.84%</b>

Figure 4 – Federally Funded Projects

WATER DEPARTMENT Pennvest Public Works											
CONTRACT #	DESCRIPTION	VENDOR NAME	AUNT	MBE	MBE RACE	MBE \$	MBE %	WBE	WBE RACE	WBE \$	WBE %
215637	Torresdale Filter Water Pumping Station Mechanical/Facility Betterment (Plumbing)	KASER MECHANICAL LLC	\$515,000								
215638	Mechanical/Facility Betterment at Torresdale Finished Water Pumping Station (GENL)	A.P. Construction, Inc	\$65,346,990	SABLE CONSTRUCTION	Af American Male	\$ 2,483,186	3.80%	GESSLER CONSTRUCTION CO INC	White Female	196,041	0.30%
				Billy Boy Contracting LLC	Af American Male	\$ 3,855,472	5.90%	Cocco Contracting Corp.	White Female	980,205	1.50%
								AKM Construction Services, Inc.	White Female	65,347	0.10%
								M. Patterson Services, LLC.	White Female	6,207,964	9.50%
215639	Torresdale Filter Water Pumping Station Mechanical/Facility Betterment (Elec)	PHILIPS BROS. ELEC. CONTRS.,INC.	\$13,999,777	Manna Supply, Inc		\$ 2,939,953	21.00%				
215705	Torresdale Filter Water Pumping Station Mechanical/Facility Betterment (HVAC)	KASER MECHANICAL LLC	\$189,000								
STREETS DEPARTMENT											
CONTRACT #	DESCRIPTION	VENDOR NAME	AMOUNT	MBE	MBE RACE	MBE \$	MBE %	WBE	WBE RACE	WBE \$	WBE %
203894	Bid 3878ECMS Citywide 105 (MPMS# 105488)	Tony DePaul and Son	\$4,675,588	AVIMAN Management, LLC	Af American Male	\$ 43,015	0.92%	General Sewer Service, Inc.	White Female	9,819	0.21%
				H2 Engineering	Hispanic Male	\$ 11,689	0.25%	Athena Contracting, Inc.	White Female	235,650	5.04%
				Norton Tow Squad, Inc.	Af American Male	\$ 55,172	1.18%	Ram-T West Corporation	White Female	20,105	0.43%
								SJA Construction, Inc.	White Female	133,254	2.85%
203977	Bid 3873ECMS 53rd & Baltimore Safety Imps Project	RAMOS & ASSOCIATES INC	\$1,357,210	RAMOS & ASSOCIATES INC	Hispanic Male	\$ 1,153,628	85.00%	Olivieri & Associates, Inc	White Female	119,977	8.84%
								SJA Construction, Inc.	White Female	54,967	4.05%
								Traffic & Safety Signs, Inc.	White Female	28,637	2.11%
216643	#3895 ECMS (MPMS# 108095) CW 108	James J. Anderson Construction Co., Inc.	\$11,965,089								
216723	Bid 3877R ECMS (MPMS# 107197) Manayunk Bridge Amenities	Wampole-Miller, Inc. d/b/a Miller Bros.	\$1,265,969								
AIRPORT											
CONTRACT #	DESCRIPTION	VENDOR NAME	AMOUNT	MBE	MBE RACE	MBE \$	MBE %	WBE	WBE RACE	WBE \$	WBE %
2120746	Architect and Engineer Svcs	T.Y. Lin International	\$2,000,000	McKnight International	Af American Male	\$60,000	3.00%	HUNT ENGINEERING CO	White Female	\$120,000	6.00%

2120720	Architect and Engineer Svcs	Atkins North America, Inc.	\$2,500,000	Arora Engineers, Inc	Asian Male	\$120,000	6.00%	Sowinski Sullivan Architects, PC	White Female	\$20,000	1.00%
				Sci-Tek Consultants, Inc.	Af American Male	\$100,000	5.00%				
				Airport Design Consultants, Inc.	Af American Male	\$360,000	18.00%				
				Arora Engineers, Inc	Asian Male	\$100,000	4.00%	Trans Solutions	White Female	\$75,000	3.00%
				Advanced Infrastructure Design, Inc.	Asian Female	\$75,000	3.00%	Centurion Planning & Design, LLC	White Female	\$75,000	3.00%
				Sci-Tek Consultants, Inc.	Af American Male	\$75,000	3.00%	ED3 Consultants, Inc.	White Female	\$75,000	3.00%
				Navarro & Wright Consulting Engineers, Inc.	Hispanic Male	\$100,000	4.00%				
				Airport Design Consultants, Inc.	Af American Male	\$175,000	7.00%				
		TOTAL PW LESS FEW OR NO/SOLE SOURCE	\$103,814,623		\$11,707,115	11.28%			\$8,416,966	8.11%	
		ADJUSTED PW	\$103,814,623		\$11,707,115	11.28%			\$8,416,966	8.11%	

Figure 5 – RDA

Q1					
RDA Projects	Contract Amount	MBE	WBE	Total MBE/WBE Cumulative	% of Contracts Awarded to MBE/WBE Firms
RDA *	\$174,555,050	\$4,160,120	\$1,079,849	\$5,239,969	3.00%
Total RDA Projects	\$174,555,050	\$4,160,120	\$1,079,849	\$5,239,969	3.00%

Q2

PRA Projects	Contract Amount	MBE	WBE	Total MBE/WBE Cumulative	% of Contracts Awarded to MBE/WBE Firms
RDA *	\$152,483,487.00	\$6,485,560.00	\$1,519,986.00	\$8,005,546.00	5.25%
Total RDA Projects	\$152,483,487.00	\$6,485,560.00	\$1,519,986.00	\$8,005,546.00	5.25%

Q3

PRA Projects	Contract Amount	MBE	WBE	Total MBE/WBE Cumulative	% of Contracts Awarded to MBE/WBE Firms
RDA *	\$164,070,437.00	\$8,979,418.00	\$2,583,288.00	\$11,562,706.00	7.05%
Total RDA Projects	\$164,070,437.00	\$8,979,418.00	\$2,583,288.00	\$11,562,706.00	7.05%

Q4

PRA Projects	Contract Amount	MBE	WBE	Total MBE/WBE Cumulative	% of Contracts Awarded to MBE/WBE Firms
RDA *	\$178,992,806.00	\$8,441,867.00	\$3,895,803.00	\$12,337,670.00	6.89%
Total RDA Projects	\$178,992,806.00	\$8,441,867.00	\$3,895,803.00	\$12,337,670.00	6.89%

FY21

PRA Projects	Contract Amount	MBE	WBE	Total MBE/WBE Cumulative	% of Contracts Awarded to MBE/WBE Firms
RDA *	\$670,101,780.00	\$28,066,965.00	\$9,078,926.00	\$37,145,891.00	5.54%
Total RDA Projects	\$670,101,780.00	\$28,066,965.00	\$9,078,926.00	\$37,145,891.00	5.54%

Figure 6 – PIDC

CONTRACTS WHERE PIDC/PAID CONTROLS MBE/WBE/DSBE														
Q	ENTITY	CONTRACTOR	AMOUNT	MBE Vendor	MBE %	MBE AMOUNT	WBE Vendor	WBE %	WBE AMOUNT	DSBE %	DSBE AMOUNT	DBE Vendor	DBE %	DBE AMOUNT
Quarter 1														
1	PIDC	The Tactile Group	\$15,188		100%	\$15,188		-	\$0	-	\$0			\$0
1	PIDC	JMT	\$200,000	American Engineering Group	24%	\$48,000	Lotus Environmental Ground Reconsidered	12%	\$24,000	-	\$0			\$0



1	PIDC	Clarifi	\$12,500		\$0	-	\$0	-	\$0		\$0		
1	PIDC	Rodriguez Consulting LLC	\$1,860	100%	\$1,860	-	\$0	-					
1	PIDC	Navarro & Wright	\$28,000	100%	\$28,000	-	\$0	-	\$0		\$0		
1	PIDC	Rise Community Capital LLC	\$15,500	100%	\$15,500	100%	\$15,500	-	\$0		\$0		
1	PIDC	McClanahan Associates	\$335,000		\$0	100%	\$335,000	-	\$0		\$0		
Quarter 2													
2	PIDC	Olivieri & Associates, Inc.	\$27,885	0%	\$0	100%	\$27,885	-	\$0		\$0		
2	PIDC	Grant Thornton LLC	\$39,200	0%	\$0	0%	\$0	-	\$0		\$0		
2	PIDC	Grant Thornton LLC	\$12,000	0%	\$0	0%	\$0	-	\$0		\$0		
2	PIDC	Financial Integrity Adv (aka FIRM)	\$45,000	100%	\$45,000	0%	\$0	-	\$0		\$0		
2	PIDC	Phila Elec Equip Co. (PEECO)	\$1,579	0%	\$0	0%	\$0	-	\$0		\$0		
2	PIDC	Say/Do Strategies	\$52,350	100%	\$52,350	100%	\$52,350	-	\$0		\$0		
2	PIDC	Anchor Consultants, LLC	\$50,000	100%	\$50,000	0%	\$0	-	\$0		\$0		
2	PIDC	Urban Engineers	\$359,970	8%	\$29,878	17%	\$60,115		\$0		\$0		
2	PIDC	Burns Engineering	\$1,861,601	10%	\$186,160	5%	\$93,080	8%	\$148,928		\$0		
2	PIDC	Miller Bros.	\$17,008,769	17%	\$2,891,491	12%	\$2,041,052		\$0		\$0		
Quarter 3													
3	PIDC	Omega Systems	\$358,000	0%	\$0	0%	\$0		\$0		\$0		
3	PAID	KS Engineering	\$14,490	100%	\$14,490	0%	\$0		\$0		\$0		
3	PIDC	Kelsey Azocar	\$45,000	100%	\$45,000	100%	\$45,000		\$0		\$0		
3	PIDC	Field Operations	\$1,247,081	37%	\$457,679	16%	\$193,298		\$0		\$0		
3	PIDC	Maven Inc.	\$48,000	100%	\$48,000	100%	\$48,000		\$0		\$0		
Quarter 4													
4	PIDC	Pennoni	\$22,400	0%	\$0	0%	\$0		\$0		\$0		
4	PIDC	Witty Gritty	\$43,200	100%	\$43,200	100%	\$43,200		\$0		\$0		
4	PIDC	KS Engineering	\$22,655	100%	\$22,655	0%	\$0		\$0		\$0		
4	PAID	Brightline Construction	\$568,000	17%	\$96,560	12%	\$68,160		\$0		\$0		
4	PIDC	Craftsman Tech	\$14,400	0%	\$0	0%	\$0		\$0		\$0		
4	PIDC	Say/Do Strategies	\$66,000	100%	\$66,000	100%	\$66,000		\$0		\$0		
4	PAID	Dominion Energy	\$42,742,000	18%	\$7,693,560	12%	\$5,129,040		\$0		\$0		
4	PIDC	Emil Damsyik	\$10,700	0%	\$0	0%	\$0		\$0		\$0		
4	PIDC	Clarity Credit Analysis	\$40,000	0%	\$0	0%	\$0		\$0		\$0		
4	PIDC	Ladipo Group	\$40,000	100%	\$40,000	100%	\$40,000		\$0		\$0		
4	PIDC	Ladipo Group	\$19,750	100%	\$19,750	100%	\$19,750		\$0		\$0		
4	PAID	DIGroup Architecture	\$59,900	100%	\$59,900				\$0		\$0		
		PIDC/PAID Controlled Totals	\$65,427,978	18.30%	\$11,970,220	12.69%	\$8,301,430	0.23%	\$148,928	PIDC/PAID %	31.21%	PIDC/PAID %	31.21%

CONTRACTS WHERE MBE/WBE/DSBE CONTROLLED BY OTHERS

Others Controlled Totals	\$0	#DIV/0!	\$0	#DIV/0!	\$0	#DIV/0!	\$0	#DIV/0!	\$0	OTHER%	#DIV/0!
Grand Total All	\$65,427,978	18.30%	\$11,970,220	12.69%	\$8,301,430	0.002276214	\$148,928	0	\$0	TOTAL ALL%	31.21%

Figure 7 – Department/Office (Total Available Contract Dollars)

Figure 8 – FY 21 & FY 20 M/W/DSBE Participation Comparison

City-Only	Fiscal Year 2021						FY 21/20 Percentage Point Change			
	TOTAL AMOUNT	MBE AMOUNT	MBE %	WBE AMOUNT	WBE %	TOTAL PARTICIPATION	TOTAL %	MBE %	WBE %	M/W/DS BE \$
PUBLIC WORKS (PW)	144,832,883	29,589,988	20.43%	16,938,620	11.70%	46,528,608	32.13%	4.32%	1.86%	6.18%

SERVICE, SUPPLY & EQUIPMENT (SSE)		23,367,257	2,268,201	9.71%	1,881,272	8.05%	4,149,473	17.76%	-2.97%	2.52%	-0.45%
PERSONAL & PROFESSIONAL SERVICES (PPS)		457,400,698	123,842,000	27.08%	39,509,063	8.64%	163,351,063	35.71%	2.43%	-3.15%	-0.73%
MISCELLANEOUS PURCHASE ORDERS (MPO)		1,896,662	165,722	8.74%	45,881	2.42%	211,603	11.16%	3.79%	-7.60%	-3.82%
SMALL ORDER PURCHASES (SOP)		4,380,435	449,115	10.25%	218,209	4.98%	667,323	15.23%	-5.22%	-1.07%	-6.29%
	SUB TOTAL	631,877,933	156,315,025	24.74%	58,593,045	9.27%	214,908,070	34.01%	3.90%	-1.44%	2.46%
NET CITYWIDE		52,767,949	3,898,151	7.39%	3,476,338	6.59%	7,374,489	13.98%	5.11%	0.63%	5.74%
	CITY TOTAL	684,645,882	160,213,176	23.40%	62,069,383	9.07%	222,282,559	32.47%	3.73%	-1.34%	2.39%
<u>QUASI-GOVERNMENT AGENCIES</u>											
PHIL INDUS DEVT CORPORATION (PIDC)		65,427,978	11,970,220	18.30%	8,301,430	12.69%	20,420,578	31.21%	6.70%	5.71%	12.63%
PHIL HOUSING DEVT CORP (PHDC)		36,836,000	10,057,465	27.30%	2,038,499	5.53%	12,095,964	32.84%	4.10%	-5.11%	-1.00%
PHIL REDEVELOPMENT AUTHORITY (PRDA)		670,101,780	28,066,965	4.19%	9,078,926	1.35%	37,145,891	5.54%	1.87%	-0.11%	1.76%
	CITY & QUASI TOTAL	1,457,011,640	210,307,826	14.43%	81,488,238	5.59%	291,944,992	20.04%	9.91% 0.00%	3.12%	13.04%
<u>FEDERALLY/STATE FUNDED</u>		103,814,623	11,707,115	11.28%	8,416,966	8.11%	20,124,081	19.38%	#VALUE!	#VALUE!	#VALUE!
PUBLIC WORKS (PW)	SUB TOTAL	103,814,623	11,707,115	11.28%	8,416,966	8.11%	20,124,081	19.38%	#VALUE!	#VALUE!	#VALUE!
<hr/>											
	GRAND TOTAL	1,560,826,263	222,014,942	14.22%	89,905,204	5.76%	312,069,074	19.99%	0.85%	-1.35%	-0.49%

City-Only	Fiscal Year 2020						
	TOTAL AMOUNT	MBE AMOUNT	MBE %	WBE AMOUNT	WBE %	TOTAL PARTICIPATION	TOTAL %
PUBLIC WORKS (PW)	295,393,817	47,591,205	16.11%	29,057,095	9.84%	76,648,300	25.95%
SERVICE, SUPPLY & EQUIPMENT (SSE)	46,305,116	5,871,713	12.68%	2,561,684	5.53%	8,432,997	18.21%
PERSONAL & PROFESSIONAL SERVICES (PPS)	492,286,243	121,343,872	24.65%	58,058,352	11.79%	179,402,225	36.44%
MISCELLANEOUS PURCHASE ORDERS (MPO)	3,950,127	195,605	4.95%	395,950	10.02%	591,555	14.98%

SMALL ORDER PURCHASES (SOP)		7,261,172	1,123,213	15.47%	439,309	6.05%	1,562,521	21.52%
	SUB TOTAL	845,196,475	176,125,208	20.84%	90,512,390	10.71%	266,637,598	31.55%
NET CITYWIDE		56,582,399	1,288,161	2.28%	3,373,286	5.96%	4,661,447	8.24%
	CITY TOTAL	901,778,874	177,413,369	19.67%	93,885,676	10.41%	271,299,045	30.08%
<u>QUASI-GOVERNMENT AGENCIES</u>								
PHIL INDUS DEVT CORPORATION (PIDC)		20,184,614	2,340,879	11.60%	8,301,430	6.98%	20,420,578	18.58%
PHIL HOUSING DEVT CORP (PHDC)		58,746,150	13,631,907	23.20%	2,038,499	10.64%	12,095,964	33.84%
PHIL REDEVELOPMENT AUTHORITY (PRDA)		563,278,151	13,072,412	2.32%	9,078,926	1.46%	37,145,891	3.78%
	CITY & QUASI TOTAL	642,208,915	29,045,198	4.52%	15,878,773	2.47%	44,923,971	7.00%
<u>FEDERALLY/STATE FUNDED</u>								
PUBLIC WORKS (PW)	SUB TOTAL	-	-	-	-	-	-	-
	GRAND TOTAL	1,543,987,789	206,458,567	13.37%	109,764,449	7.11%	316,223,016	20.48%



Figure 9 – Public Works

CONTRACT #	DESCRIPTION	VENDOR NAME	AMOUNT	DEPARTMENT OF AVIATION							
				MBE	MBE RACE	MBE \$	MBE %	WBE	WBE RACE	WBE \$	WBE %
209982	On-Call General Construction	A.P. Construction, Inc	\$2,000,000	AVIMAN Management , LLC	Af American Male	\$200,000	10.00%	ATHENA CONTRACTING INC	White Female	\$300,000	15.00%
				Sable Construction, Inc.	Af American Male	\$200,000	10.00%	P.A. Fly Contracting, Inc.	White Female	\$100,000	5.00%
205098	PHL-1926.16 Restroom Renovations - Phase 4 - Mechanical	Surety Mechanical Services, Inc	\$1,634,600					M. Patterson Services, LLC.	White Female	\$326,920	20.00%
215057	PHL-1926.14 Restroom Renovations - Phase 4 - General	Daniel J. Keating Company	\$6,441,490					GEPPERT BROTHERS INC	White Female	\$288,579	4.48%
								PBA CONSTRUCTION, INC.	White Female	\$140,424	2.18%
								RESORATION SOLUTIONS, LLC	White Female	\$63,127	0.98%
								Buttonwood	White Female	\$23,834	0.37%
215055	PHL-1926.15 Restroom Renovations - Phase 4 - Electrical	Goldsmith Associates, Inc.	\$1,532,129	Manna Supply	Hispanic Female	\$367,711	24.00%	TRI COUNTY ELECTRICAL SUPPLY, INC.	White Female	\$0	0.00%
215145	PHL-1903.14 Taxiway S Emergency Asphalt Repair	Haines & Kibblehouse, Inc.	\$866,761					ABBONIZIO TRANSFER INC	White Female	\$55,473	6.40%
								A B C CONSTRUCTION CO	White Female	\$70,208	8.10%
								AKM Construction Services Inc.	White Female	\$12,135	1.40%
								Kane Communications	White Female	\$57,206	6.60%
								Daniel B. Kreig, Inc.	White Female	\$18,202	2.10%
								Jade Knoll Management , LLC dba Kell-Con	White Female	\$8,234	0.95%
215286	PHL-1465.16 Terminal D/E CBIS Recapitalization - Mechanical	Surety Mechanical Services, Inc	\$95,040								
205327	PHL-1465.1B Terminal D/E CBIS Recapitalization - BHS	G and S Mechanical USA, Inc.	\$4,386,728								
215261	PHL-1465.15 Terminal D/E CBIS Recapitalization - Electrical	J. J. White Inc.	\$195,800								
205096	PHL-1926.17 Restroom Renovations - Phase 4 - Plumbing	Kaser Mechanical, LLC	\$1,353,000	ALL TRADES DISTRIBUTION	Hispanic Female	\$248,276	18.35%	Midatlantic Construction & Design	White Female	\$22,325	1.65%
217235	On-Call Mechanical Construction	Surety Mechanical Services, Inc	\$2,000,000								

DEPARTMENT OF AVIATION											
CONTRACT #	DESCRIPTION	VENDOR NAME	AMOUNT	MBE	MBE RACE	MBE \$	MBE %	WBE	WBE RACE	WBE \$	WBE %
216083	PHL-1902.14 Terminal D/E Apron Repair	James J. Anderson Construction Co., Inc.	\$4,573,613	T & G Construction	Af American Male	\$686,042	15.00%	Callahan Paving Products AKM Construction Services Inc. SJA Construction, Inc.	White Female	\$27,442	0.60%
206807	PHL-1450.24 Pavement & Grounds Facilities - General	A.P. Construction, Inc	\$5,638,600	AVIMAN Management , LLC Sable Construction, Inc.	Af American Male	\$518,751	9.20%	AKH Construction Service Inc. P.A. Fly Contracting, Inc.	White Female	\$56,386	1.00%
206781	PHL-1450.25 Pavement & Grounds Facilities - Electrical	E.J. Electric, Inc.	\$1,965,700	Electrical Systems & Construction Supply Manna Supply, Inc.	Af American Male Hispanic Female	\$245,713	12.50%	North Star Electric Supply	White Female	\$208,364	10.60%
206776	PHL-1450.26 Pavement & Grounds Facilities - Mechanical	Surety Mechanical Services, Inc.	\$615,250	Mid-Atlantic Construction & Design, Inc. Torrado Construction Co. Inc.	Hispanic Male Hispanic Male	\$30,763	5.00%	M. Patterson Services, LLC.	White Female	\$61,525	10.00%
TOTAL PW			\$33,298,711			\$2,936,927	8.82%			\$2,783,416	8.36%
ADJUSTED PW			\$33,298,711			\$2,936,927	8.82%			\$2,783,416	8.36%

DEPARTMENT OF LICENSES & INSPECTIONS											
CONTRACT #	DESCRIPTION	VENDOR NAME	AMOUNT	MBE	MBE RACE	MBE \$	MBE %	WBE	WBE RACE	WBE \$	WBE %
209000	FY 21 Annual Master Demolition Program	A&M Curran	\$1,504,606								
209036	FY 21 Annual Master Demolition Program	D Pasholi	\$63,749								
215205	FY 21 Annual Master Demolition Program	EK Multiservice	\$414,055	EK Multiservice	Hispanic Female	\$414,055	100.00%				
209244	FY 21 Annual Master Demolition Program	FH Demolition	\$984,125								
209274	FY 21 Annual Master Demolition Program	Gama Wrecking	\$155,581								
208750	FY 21 Annual Master Demolition Program	JPC Group	\$284,170								
208768	FY 21 Annual Master Demolition Program	Mangual Demolition	\$1,750,392	Mangual Demolition	Hispanic Female	\$1,750,392	100.00%				
209271	FY 21 Annual Master Demolition Program	Monticello Contractors	\$400,059								
208765	FY 21 Annual Master Demolition Program	Pedro Palmer	\$2,297,539								
209388	FY 21 Annual Master Demolition Program	Raymond Smith	\$363,942								
208766	FY 21 Annual Master Demolition Program	USA Environmental	\$939,159								
215276	FY 21 Annual Master Demolition Program	All States Services	\$12,000								

208769	FY 21 Annual Master Demolition Program	Geppert Brothers	\$105,600						White Female	\$105,600	100.00%
<b>TOTAL PW</b>			<b>\$9,274,977</b>			<b>\$2,164,447</b>	<b>23.34%</b>			<b>\$105,600</b>	<b>1.14%</b>
<b>ADJUSTED PW</b>			<b>\$9,274,977</b>			<b>\$2,164,447</b>	<b>23.34%</b>			<b>\$105,600</b>	<b>1.14%</b>

PARKS & RECREATION											
CONTRACT #	DESCRIPTION	VENDOR NAME	AMOUNT	MBE	MBE RACE	MBE \$	MBE %	WBE	WBE RACE	WBE \$	WBE %
215910	Lemon Hill Mansion Rehabilitation - ELEC	MULHERN ELECTRIC CO INC	\$369,098								
215974	Lemon Hill Mansion Rehabilitation - MECH	DEVINE BROTHERS, INC.	\$124,642								
216081	Lemon Hill Mansion Rehabilitation - GCON	R.C. Legnini Company, Inc.	\$401,535								
<b>TOTAL PW</b>			<b>\$895,275</b>			<b>\$0</b>	<b>0.00%</b>			<b>\$0</b>	<b>0.00%</b>
<b>ADJUSTED PW</b>			<b>\$895,275</b>			<b>\$0</b>	<b>0.00%</b>			<b>\$0</b>	<b>0.00%</b>

PROCUREMENT DEPARTMENT											
CONTRACT #	DESCRIPTION	VENDOR NAME	AMOUNT	MBE	MBE RACE	MBE \$	MBE %	WBE	WBE RACE	WBE \$	WBE %
216211	Waterloo Playground - Green Stormwater In	Make The World Better Foundation	\$320,000								
<b>TOTAL PW</b>			<b>\$320,000</b>			<b>\$0</b>	<b>0.00%</b>			<b>\$0</b>	<b>0.00%</b>
<b>ADJUSTED PW</b>			<b>\$320,000</b>			<b>\$0</b>	<b>0.00%</b>			<b>\$0</b>	<b>0.00%</b>

DEPARTMENT OF PUBLIC PROPERTY											
CONTRACT #	DESCRIPTION	VENDOR NAME	AMOUNT	MBE	MBE RACE	MBE \$	MBE %	WBE	WBE RACE	WBE \$	WBE %
215636	PICC Roof Replacement Project-4713 ELEC	Eagle Industrial Electric, Inc.	\$691,081	DECISION DISTRIBUTIO N AMERICA, LLC	Asian Male	\$69,315	10.03%				
215628	PICC Roof Replacement Project- 4713 GCON	Pravco, Inc.	\$6,422,852					CA WEISS SALES, LLC	White Female	\$706,514	11.00%
215943	PICC Fire Alarm System Renovation	Fidelity Burglar & Fire Alarm Company Inc.	\$961,363								
215982	HEALTH CARE CENTER #3 IMPROVEMENTS	Palman Electric, Inc	\$130,082								
<b>TOTAL PW</b>			<b>\$8,205,377</b>			<b>\$69,315</b>	<b>0.84%</b>			<b>\$706,514</b>	<b>8.61%</b>
<b>ADJUSTED PW</b>			<b>\$8,205,377</b>			<b>\$69,315</b>	<b>0.84%</b>			<b>\$706,514</b>	<b>8.61%</b>

DEPARTMENT OF STREETS											
CONTRACT #	DESCRIPTION	VENDOR NAME	AMOUNT	MBE	MBE RACE	MBE \$	MBE %	WBE	WBE RACE	WBE \$	MBE %
204670	2020 Milling & Casting Adjustment in the 2nd Highway District	James J. Anderson Construction Co., Inc.	\$2,508,967	AVIMAN Management , LLC	Af American Male	\$78,029	3.11%	ABBONIZIO TRANSFER INC	White Female	\$13,047	0.52%
				Billy Boy Contracting LLC	Af American Male	\$24,839	0.99%	SJA Construction, Inc.	White Female	\$45,161	1.80%
				Norton Tow Squad, Inc.	Af American Male	\$129,714	5.17%	Flynn Photography	White Female	\$21,326	0.85%

DEPARTMENT OF STREETS											
CONTRACT #	DESCRIPTION	VENDOR NAME	AMOUNT	MBE	MBE RACE	MBE \$	MBE %	WBE	WBE RACE	WBE \$	WBE %
204671	Resurfacing in 2nd & 3rd Highway District	James J. Anderson Construction Co., Inc.	\$2,991,229	AVIMAN Management , LLC	Af American Male	\$114,863	3.84%	ABBONIZIO TRANSFER INC SJA Construction, Inc.	White Female	\$36,493	1.22%
				Billy Boy Contracting LLC	Af American Male	\$64,012	2.14%	Amanda Stevenson Photography	White Female	\$55,039	1.84%
				Norton Tow Squad, Inc.	Af American Male	\$56,534	1.89%		White Female	\$10,768	0.36%
204668	2020 Milling & Casting Adjustment in the 1st Highway District	Tony DePaul and Son	\$3,293,556	L Cruz Development , LLC	Hispanic Male	\$205,847	6.25%	CALLAHAN PAVING PRODUCTS INC SJA Construction, Inc.	White Female	\$91,232	2.77%
				Norton Tow Squad, Inc.	Af American Male	\$79,045	2.40%	Flynn Photography	White Female	\$69,165	2.10%
									White Female	\$28,654	0.87%
205293	Chestnut-Walnut Fiber Optics Installation PIDC Modern Roundabout ?	Carr & Duff Inc.	\$2,117,385	DECISION DISTRIBUTIO N AMERICA, LLC	Asian Male	\$254,721	12.03%	General Highway Poducts, Inc.	White Female	\$170,238	8.04%
205292	Frankford, Trenton, York	JPC Group, Inc.	\$1,275,617	RAMOS & ASSOCIATES INC	Hispanic Male	\$133,940	10.50%	GESSLER CONSTRUCTI ON CO INC	White Female	\$76,537	6.00%
				AVIMAN Management , LLC	Af American Male	\$31,890	2.50%	Norris Sales Company, Inc.	White Female	\$12,756	1.00%
215552	Main Street - Shurs Lane to Green Lane	RAMOS & ASSOCIATES INC	\$4,285,023	RAMOS & ASSOCIATES INC	Hispanic Male	\$3,169,203	73.96%	SJA Construction, Inc.	White Female	\$514,203	12.00%
								General Highway Products, Inc.	White Female	\$215,965	5.04%
								Lady Triaxle Trucking, LLC	White Female	\$385,652	9.00%
216030	Installation of Rectangular Rapid Flashing Beacon Systems	Carr & Duff Inc.	\$773,531	DECISION DISTRIBUTIO N AMERICA, LLC	Asian Male	\$92,824	12.00%	General Highway Products, Inc.	White Female	\$61,882	8.00%
216652	2021 Tack Coat	James J. Anderson Construction Co., Inc.	\$711,800					SJA Construction, Inc.	White Female	\$142,360	20.00%
TOTAL PW			\$17,957,108			\$4,435,462	24.70%			\$1,950,478	10.86%
ADJUSTED PW			\$17,957,108			\$4,435,462	24.70%			\$1,950,478	10.86%

WATER DEPARTMENT											
CONTRACT #	DESCRIPTION	VENDOR NAME	AMOUNT	MBE	MBE RACE	MBE \$	MBE %	WBE	WBE RACE	WBE \$	WBE %
203393	SEWER RECONSTRUCTIO N, SEWER LINING, RELAY of WATER MAINS in W. HUNTINGDON ST	CARUSONE CONSTRUCTION, INC.	\$5,180,469	AVIMAN Management , LLC	Af American Male	\$369,773	7.14%	GESSLER CONSTRUCTI ON CO INC	White Female	\$145,500	2.81%
				Single-Ton's Contracting, Inc.	Af American Male	\$500,783	9.67%	THE LABOV PLUMBING & HEATING SUPPLY, INC.	White Female	\$229,300	4.43%
								U S Lumber Inc.	White Female	\$186,050	3.59%
214816	RELAY of WATER MAINS in ALLEGHENY AVE	Danella Companies	\$1,547,920	Tiger Contractors LLC	Asian Male	\$310,000	20.03%	Bella Trucking Corp	White Female	\$186,000	12.02%



CONTRACT #	DESCRIPTION	VENDOR NAME	AMOUNT	WATER DEPARTMENT							
				MBE	MBE RACE	MBE \$	MBE %	WBE	WBE RACE	WBE \$	WBE %
204821	RELAY of WATER MAINS in EASTWICK AVE	NELLO CONSTRUCTION CO INC	\$2,042,355	AVIMAN Management , LLC	Af American Male	\$82,000	4.01%	GESSLER CONSTRUCTI ON CO INC THE LABOV PLUMBING & HEATING SUPPLY, INC.	White Female	\$184,000	9.01%
				G.E. FRISCO COMPANY, INC	Asian Male	\$225,000	11.02%		White Female	\$20,500	1.00%
214818	PW Bid for 2986- RELAY of WATER MAINS in 21ST ST	CARUSONE CONSTRUCTION, INC.	\$1,341,200	DECISION DISTRIBUTIO N AMERICA, LLC	Asian Male	\$150,000	11.18%	GESSLER CONSTRUCTI ON CO INC THE LABOV PLUMBING & HEATING SUPPLY, INC.	White Female	\$56,880	4.24%
				Single-Ton's Contracting, Inc.	Af American Male	\$75,000	5.59%		White Female	\$84,000	6.26%
214862	Disinfection System Betterment at Southwest WPCP	JPC Group, Inc.	\$4,168,000	DCD Contracting, Inc.	Af American Male	\$20,840	0.50%	WILLIAM G. MOORE & SON, INC.	White Female	\$41,680	1.00%
				DECISION DISTRIBUTIO N AMERICA, LLC	Asian Male	\$489,740	11.75%	Norris Sales Company, Inc.	White Female	\$177,140	4.25%
				Trijay Systems, Inc.	Hispanic Male	\$114,620	2.75%	M. Patterson Services, LLC	White Female	\$145,880	3.50%
								Tri-State Painting & Wallcovering Inc.	White Female	\$52,100	1.25%
215006	SEWER RECONSTRUCTIO N & RELAY of WATER MAINS in N. 56 ST(Emergency Letter Bid)	Philip Pio Construction, Inc.	\$1,123,365	L Cruz Development , LLC	Hispanic Male	\$64,000	5.70%	GESSLER CONSTRUCTI ON CO INC THE LABOV PLUMBING & HEATING SUPPLY, INC.	White Female	\$56,168	5.00%
				G.E. FRISCO COMPANY, INC	Asian Male	\$105,000	9.35%	DEVAULT GROUP INC	White Female	\$30,000	2.67%
									White Female	\$27,000	2.40%
203395	SEWER RECONSTRUCTIO N and RELAY of WATER MAINS in FOUNTAIN ST and SEWER LINING in VICARIS ST	A.P. Construction, Inc	\$12,540,875	AVIMAN Management , LLC	Af American Male	\$752,953	6.00%	GESSLER CONSTRUCTI ON CO INC	White Female	\$476,554	3.80%
				Billy Boy Contracting LLC	Af American Male	\$1,414,220	11.28%	Cocco Contracting Corp.	White Female	\$777,533	6.20%
								ATHENA CONTRACTIN G INC	White Female	\$263,359	2.10%
204847	RELAY of WATER MAINS and RECONSTRUCTIO N of SEWERS in AGATE ST	Philip Pio Construction, Inc.	\$5,238,359	G.E. FRISCO COMPANY, INC	Asian Male	\$380,000	7.25%	GESSLER CONSTRUCTI ON CO INC THE LABOV PLUMBING & HEATING SUPPLY, INC.	White Female	\$220,000	4.20%
				AVIMAN Management , LLC	Af American Male	\$511,000	9.75%	DEVAULT GROUP INC	White Female	\$87,000	1.66%
								Olivieri & Associates	White Female	\$100,000	1.91%
								THE LABOV PLUMBING & HEATING SUPPLY, INC.	White Female	\$115,000	2.20%
214850	RELAY of WATER MAINS in RYAN AVENUE	SERAVALLI, INC.	\$2,929,000	DCD Contracting, Inc.	Af American Male	\$18,400	0.63%		White Female	\$171,000	5.84%

CONTRACT #	DESCRIPTION	VENDOR NAME	AMOUNT	WATER DEPARTMENT							
				MBE	MBE RACE	MBE \$	MBE %	WBE	WBE RACE	WBE \$	WBE %
214852	RELAY of WATER MAINS and CONSTRUCTION of GREEN INFRASTRUCTURE in LONGSHORE AVE	CARUSONE CONSTRUCTION, INC.	\$2,063,720	G.E. FRISCO COMPANY, INC	Asian Male	\$355,000	12.12%	DEVAULT GROUP INC	White Female	\$105,000	3.58%
				AVIMAN Management , LLC	Af American Male	\$108,000	3.69%	DiGregorio Contractors, Inc	White Female	\$17,000	0.58%
				ASHKHA Trucking LLC	Af American Male	\$16,800	0.57%				
				DECISION DISTRIBUTION AMERICA, LLC	Asian Male	\$200,000	9.69%	GESSLER CONSTRUCTION CO INC	White Female	\$95,200	4.61%
				AVIMAN Management , LLC	Af American Male	\$50,000	2.42%	THE LABOV PLUMBING & HEATING SUPPLY, INC.	White Female	\$120,000	5.81%
215467	CONSTRUCTION of GREEN STORMWATER INFRASTRUCTURE in FELTONVILLE PLAZA	PETRONGOLO CONTRACTORS INC	\$1,369,070	Single-Ton's Contracting, Inc.	Af American Male	\$105,000	5.09%				
				G.E. FRISCO COMPANY, INC	Asian Male	\$160,000	11.69%	GESSLER CONSTRUCTION CO INC	White Female	\$140,000	10.23%
203421	Water Relay @ Reanstead/Moravian/Latimer/Lombard/St. James	Petrongolo Contractors Inc	\$2,832,350	AVIMAN Management , LLC	Af American Male	\$46,000	3.36%				
				Aviman Management , LLC	Af American Male	\$80,000	2.82%	Gessler Construction Inc.	White Female	\$235,000	8.30%
				Billy Boy Contracting, LLC	Af American Male	\$15,000	0.53%	The Labov Plumbing & Heating Supply	White Female	\$50,000	1.77%
203683	Water Relay @ Scotts/Conrad/Crawford	Seravalli Const Co Inc	\$3,927,000	G.E. Frisco Co., Inc.	Asian Male	\$390,000	13.77%				
				Ashkha Trucking LLC	Af American Male	\$20,160	0.51%	Devault Group Inc.	White Female	\$125,000	3.18%
				Aviman Management , LLC	Af American Male	\$90,000	2.29%	SJA Construction Inc.	White Female	\$148,623	3.78%
				DCD Contracting G.E. Frisco Co., Inc.	Af American Male	\$22,000	0.56%	The Labov Plumbing & Heating Supply	White Female	\$120,000	3.06%
203747	Facility Access Gates Betterment - Elect.	Philips Bros. Elec. Contrs., Inc.	\$1,337,999		Asian Male	\$536,000	13.65%				
203970	Facility Access Gates Betterment	J P C Group, Inc.	\$915,915	Manna Supply, Inc.	Hispanic Female	\$200,700	15.00%	Turtle & Hughes Inc.	White Female	\$133,800	10.00%
				Atrium International, Inc.	Af American Male	\$137,380	15.00%	Gessler Construction Inc.	White Female	\$91,600	10.00%
205255	Cresheim Creek Interceptor and Outfall Repair at Woodbrook Ln.	J P C GROUP, INC	\$1,971,114	Aviman Management , LLC	Af American Male	\$4,600	0.50%				
				J.K.T. Contractors & Development Co.	Af American Male	\$13,740	1.50%				
				S&F Partners LLC dba S&F Steadfast Entities LLC	Hispanic Male	\$219,219	11.12%	Athena Contracting, Inc.	White Female	\$121,788	6.18%
					Af American Male	\$121,789	6.18%	Norris Sales Company	White Female	\$121,788	6.18%

CONTRACT #	DESCRIPTION	VENDOR NAME	AMOUNT	WATER DEPARTMENT							
				MBE	MBE RACE	MBE \$	MBE %	WBE	WBE RACE	WBE \$	WBE %
209303	GSI @ East Parkside Streets	Petrongolo Contractors Inc	\$1,338,055	Aviman Management , LLC	Af American Male	\$24,358	1.24%	Gessler Construction Inc.	White Female	\$135,000	10.09%
				Aviman Management , LLC	Af American Male	\$40,000	2.99%				
				Billy Boy Contracting, LLC	Af American Male	\$25,000	1.87%				
				G.E. Frisco Co., Inc.	Asian Male	\$165,000	12.33%				
209857	Replacement of Sodium Hypo Loop Feed System	Quad Construction Company	\$4,541,900	Venture Two Contracting, Inc.	Af American Male	\$681,285	15.00%	Labe Sales, Inc.	White Female	\$545,028	12.00%
209858	Replace Maintenance Building Boilers	Five Star Inc	\$2,252,000	Enell McIntosh Mechanical, LLC	Af American Male	\$337,800	15.00%	Labe Sales, Inc.	White Female	\$225,200	10.00%
209893	New Storage Building at 29th and Cambria (Elect.) Sludge Gas Piping Replacement at Northeast WPCP	PHILIPS BROS. ELEC. CONTRS.,INC. Quad Construction Company	\$265,475	Jack Pears & Associates, LLC	Af American Male	\$45,100	2.00%	Turtle & Hughes Inc.	White Female	\$21,250	8.00%
				Manna Supply, Inc.	Hispanic Female	\$31,859	12.00%				
				G.E. Frisco Co., Inc.	Asian Male	\$591,307	11.50%	Labe Sales, Inc.	White Female	\$514,180	10.00%
215907			\$5,141,800	Trijay Systems, Inc.	Hispanic Male	\$282,799	5.50%				
215911	CONSTRUCTION of GREEN STORMWATER INFRASTRUCTURE and ROW CONNECTIONS in VARIOUS LOCATIONS	GESSLER CONSTRUCTION CO INC	\$778,350	M G Cement Contractors, Inc.	Hispanic Male	\$101,200	13.00%	Gessler Construction Inc.	White Female	\$545,000	70.02%
				Blasco Contractors, Inc.	Af American Male	\$16,000	2.06%				
215932	Inspect, Test and Calibrate Medium Electrical Power System at Baxter WTP Scum Concentration and Collection System	PHILIPS BROTHERS ELECTRICAL CONTRACTORS, INC.	\$694,777	Manna Supply, Inc.	Hispanic Female	\$0	0.00%	Turtle & Hughes Inc.	White Female	\$69,500	10.00%
216118	Betterment at Southwest WPCP (GENL)	JONES MASONRY RESTORATION CORP	\$4,442,000	JONES MASONRY RESTORATION CORP	Af American Male	\$0	0.00%	Controlled Environmental System Inc.	White Female	\$211,160	4.75%
								Robert Ganter Contractors Inc.	White Female	\$168,000	3.78%
								Applewood Enterprises Inc.	White Female	\$65,000	1.46%
216119	Scum Concentration and Collection System Betterment at Southwest WPCP (ELEC)	E.J. ELECTRIC, INC.	\$762,445	Manna Supply, Inc.	Hispanic Female	\$111,200	14.58%	Turtle & Hughes Inc.	White Female	\$76,500	10.03%
216121	Scum Concentration and Collection System Betterment at	DEVINE BROTHERS, INC.	\$480,350	Penn State Electrical Mechanical Supply Co. Inc.	Asian Male	\$72,060	15.00%	Cahill Controls, Inc.	White Female	\$52,000	10.83%

CONTRACT #	DESCRIPTION	VENDOR NAME	AMOUNT	WATER DEPARTMENT							
				MBE	MBE RACE	MBE \$	MBE %	WBE	WBE RACE	WBE \$	WBE %
216409	Southwest WPCP (HVAC) Replacement of Backwash Pumps, Valves and Vacuum Priming System at Queen Lane WTP RELAY of WATER MAINS in W. HUNTING PARK AVE (SR 0013)	Rapid Pump & Meter Service Co., Inc.	\$1,526,890	Penn State Electrical Mechanical Supply Co. Inc.	Asian Male	\$296,400	19.41%	C&S Mechanical Systems, Inc.	White Female	\$196,215	12.85%
216539	(Emergency Letter Bid) Sludge Return Line Replacement @ Southeast WPCP	JPC Group, Inc.	\$636,580	Aviman Management , LLC	Af American Male	\$95,500	15.00%	SJA Construction Inc.	White Female	\$63,675	10.00%
215151		C & H INDUSTRIAL SERVICES	\$6,312,600	Minority Contractors, Inc. Trijay Systems, Inc. Quantum Builders LLC dba Military Construction LLC	Af American Male Hispanic Male Af American Male	\$786,860 \$143,500 \$138,600	12.46% 2.27% 2.20%	Labe Sales, Inc.	White Female	\$628,800	9.96%
215415	Green Stormwater Infrastructure @ Mifflin Square	PETRONGOLO CONTRACTORS INC	\$1,319,675	Aviman Management , LLC G.E. Frisco Co., Inc.	Af American Male Asian Male	\$35,000 \$165,000	2.65% 12.50%	Gessler Construction Inc.	White Female	\$160,000	12.12%
215779	Water Relay, Sewer Reconstruction @ Foulkrod / Leiper / Oakland / Penn	PETRONGOLO CONTRACTORS INC	\$3,568,240	Aviman Management , LLC	Af American Male	\$65,000	1.82%	Gessler Construction Inc. The Labov Plumbing & Heating Supply, Inc.	White Female	\$380,000	10.65%
216675	Oxygen Facility Betterment at Southwest WPCP	JPC Group, Inc.	\$988,000	G.E. Frisco Co., Inc. Atrium International Inc.	Asian Male Af American Male	\$475,000 \$148,200	13.31% 15.00%	Norris Sales Co. Inc. Baseline Supply Inc.	White Female White Female	\$50,000 \$59,280 \$39,520	1.40% 6.00% 4.00%
216844	Sodium Hydroxide Tanks Industrial Coating Replacement at Belmont WTP Plant Roadway Betterment at Queen Lane WTP and Belmont WTP	JPC Group, Inc.	\$758,625	Atrium International Inc.	Af American Male	\$113,800	15.00%	Tri-State Painting and Wall Covering Inc.	White Female	\$75,875	10.00%
216845		A.P. Construction, Inc	\$1,016,675	Sable Construction Inc.	Af American Male	\$157,122	15.45%	L.S. Blair Corporation Cocco Contracting Corp	White Female White Female	\$27,728 \$64,698	2.73% 6.36%
216932	NEW SEWER CONSTRUCTION and RELAY of WATER MAINS in OSBORN ST	A.P. Construction, Inc	\$830,385	Aviman Management LLC Sable Construction Inc.	Af American Male Af American Male	\$81,000 \$34,700	9.75% 4.18%	Cocco Contracting Corp Gessler Construction Co. Inc.	White Female White Female	\$50,000 \$27,000	6.02% 3.25%
216435	Chiller and Hot Water/Glycol Pipeline Replacement at Northeast WPCP	DEVINE BROTHERS, INC.	\$2,985,000	Penn State Electric Mechanical Supply Co, Inc.	Asian Male	\$520,000	17.42%	Delta / B.J.D.S,Inc. Rich Industrial Services, Inc.	White Female White Female	\$220,000 \$130,000	7.37% 4.36%

CONTRACT #	DESCRIPTION	VENDOR NAME	AMOUNT	WATER DEPARTMENT							
				MBE	MBE RACE	MBE \$	MBE %	WBE	WBE RACE	WBE \$	WBE %
216476	DCS Backup Filter Control System Addition at Baxter WTP Replacement of 48 Inch Valve in South Valve Chamber at Oak Lane Reservoir	PHILIPS BROTHERS ELECTRICAL CONTRACTORS, INC.	\$10,480,227	Manna Supply, Inc.	Hispanic Female	\$1,572,500	15.00%	Turtle & Hughes Inc.	White Female	\$1,050,000	10.02%
216477		JPC Group, Inc.	\$577,000	Aviman Management , LLC	Af American Male	\$98,090	17.00%	Labe Sales, Inc.	White Female	\$69,240	12.00%
TOTAL PW LESS FEW OR NO/SOLE SOURCE ADJUSTED PW			\$88,540,918			\$15,925,957	17.99%			\$11,377,292	12.85%
			\$13,339,484								
			\$75,201,434			\$15,925,957	21.18%			\$11,377,292	15.13%



Figure 10 – Miscellaneous Purchase Orders (MPO)

DEPARTMENT OF AVIATION											
CONTRACT #	DESCRIPTION	VENDOR NAME	AMOUNT	MBE	MBE RACE	MBE \$	MBE %	WBE	WBE RACE	WBE \$	WBE %
MPXX21000131	Miscellaneous Order	7165994 Canada, Inc.	\$34,000								
MPXX21000102	Miscellaneous Order	Kimberly A. Ferguson	\$34,000								
MPXX21000076	Miscellaneous Order	Med-Tex Services, Inc.	\$34,000								
MPXX21000073	Miscellaneous Order	University of Pennsylvania, Trustees Stauffer	\$34,000								
MPXX21000061	Miscellaneous Order	Acquisition Corp. d/b/a Spectrum Printing, Inc.	\$34,000								
MPXX21000060	Miscellaneous Order	Virgo Investments, llc	\$34,000	Virgo Investments, llc	Af American Male	\$34,000	1.00%				
MPXX21000023	Miscellaneous Order	Deaf Hearing Communication Centre Philadelphia	\$5,000								
MPXX21000026	Miscellaneous Order	Animal Hospital, P.C.	\$34,000								
TOTAL MPO			\$243,000			\$34,000	0.14%			0.00	0.00%
ADJUSTED MPO			\$243,000			\$34,000	0.14%			0.00	0.00%

BEHAVIORAL HEALTH/INTELLECTUAL DISABILITY SERVICES											
CONTRACT #	DESCRIPTION	VENDOR NAME	AMOUNT	MBE	MBE RACE	MBE \$	MBE %	WBE	WBE RACE	WBE \$	WBE %
MPXX21000130	Miscellaneous Order	Carolyn M. Singleton	\$17,000								
MPXX21000104	Miscellaneous Order	Law Office of Michelle Conner	\$14,363								
TOTAL MPO			\$31,363			\$0	0.00%			0.00	0.00%
ADJUSTED MPO			\$31,363			\$0	0.00%			0.00	0.00%

OFFICE OF THE CITY COMMISSIONERS											
CONTRACT #	DESCRIPTION	VENDOR NAME	AMOUNT	MBE	MBE RACE	MBE \$	MBE %	WBE	WBE RACE	WBE \$	WBE %
MPXX21000050	Miscellaneous Order	Becker Professional Development Corporation	\$23,000								
MPXX21000069	Miscellaneous Order	James J. McNichol	\$34,000								
MPXX21000048	Miscellaneous Order	CliftonLarsonAllen LLP	\$31,238								
TOTAL MPO			\$88,238			\$0	0.00%			0.00	0.00%
ADJUSTED MPO			\$88,238			\$0	0.00%			0.00	0.00%

CITY COUNCIL											
CONTRACT #	DESCRIPTION	VENDOR NAME	AMOUNT	MBE	MBE RACE	MBE \$	MBE %	WBE	WBE RACE	WBE \$	WBE %
MPXX21000137	Miscellaneous Order	Ceisler Media & Issue Advocacy, LLC	\$30,000								
MPXX21000123	Miscellaneous Order	EConsult Solutions, Inc	\$34,000								
MPXX21000098	Miscellaneous Order	Triad Strategies LLC	\$34,000								
MPXX21000083	Miscellaneous Order	Eric Auerbach	\$34,000								
MPXX21000082	Miscellaneous Order	A. Waxman and Company, LLC	\$34,000								
TOTAL MPO			\$166,000			\$0	0.00%			0.00	0.00%
ADJUSTED MPO			\$166,000			\$0	0.00%			0.00	0.00%

CITY TREASURER'S OFFICE											
CONTRACT #	DESCRIPTION	VENDOR NAME	AMOUNT	MBE	MBE RACE	MBE \$	MBE %	WBE	WBE RACE	WBE \$	WBE %
MPXX21000113	Miscellaneous Order	McElwee and Quinn, LLC	\$1					McElwes and Quinn, LLC	White Female	1.00	1.00%
MPXX21000036	Miscellaneous Order	AMTEC	\$1	AMTEC	Asian Male	\$1	1.00%				
MPXX21000035	Miscellaneous Order	ImageMaster, LLC	\$1	ImageMaster, LLC	Hispanic Male	\$1	1.00%				
TOTAL MPO			\$3			\$2	0.67%			1.00	0.33%
ADJUSTED MPO			\$3			\$2	0.67%			1.00	0.33%

DISTRICT ATTORNEY'S OFFICE											
CONTRACT #	DESCRIPTION	VENDOR NAME	AMOUNT	MBE	MBE RACE	MBE \$	MBE %	WBE	WBE RACE	WBE \$	WBE %
MPXX21000033	Miscellaneous Order	JCaplan LLC DBA RTM Insights	\$34,000								
TOTAL MPO			\$34,000			\$0	0.00%			0.00	0.00%
ADJUSTED MPO			\$34,000			\$0	0.00%			0.00	0.00%

FIRE DEPARTMENT											
CONTRACT #	DESCRIPTION	VENDOR NAME	AMOUNT	MBE	MBE RACE	MBE \$	MBE %	WBE	WBE RACE	WBE \$	WBE %
MPXX21000074	Miscellaneous Order	SB & Company, LLC	\$12,000	SB & Company, LLC	Af American Male	\$12,000	1.00%				
TOTAL MPO			\$12,000			\$12,000	1.00%			0.00	0.00%
ADJUSTED MPO			\$12,000			\$12,000	1.00%			0.00	0.00%

FLEET DEPARTMENT											
CONTRACT #	DESCRIPTION	VENDOR NAME	AMOUNT	MBE	MBE RACE	MBE \$	MBE %	WBE	WBE RACE	WBE \$	WBE %
MPXX21000028	Miscellaneous Order	MSDSOnline.Inc Philadelphia	\$4,999								
MPXX21000021	Miscellaneous Order	Occupational Health P.C. Compliance	\$15,000								
MPXX21000020	Miscellaneous Order	Management International	\$25,000								
TOTAL MPO			\$44,999			\$0	0.00%			0.00	0.00%
ADJUSTED MPO			\$44,999			\$0	0.00%			0.00	0.00%

HEALTH DEPARTMENT											
CONTRACT #	DESCRIPTION	VENDOR NAME	AMOUNT	MBE	MBE RACE	MBE \$	MBE %	WBE	WBE RACE	WBE \$	WBE %
MPXX21000138	Miscellaneous Order	Christine Kerrick	\$2,500								
MPXX21000133	Miscellaneous Order	Far Harbor, LLC	\$10,200								
MPXX21000122	Miscellaneous Order	Confi-Chek Inc	\$5,000								
MPXX21000071	Miscellaneous Order	ZevRoss Spatial Analysis LLC	\$5,100								
MPXX21000052	Miscellaneous Order	Tyler Technologies	\$26,460								
MPXX21000112	Miscellaneous Order	S K Designworks	\$34,000	S K Designworks	Asian Female	\$34,000	1.00%				
MPXX21000111	Miscellaneous Order	Advanced Electronic Security	\$33,136								
MPXX21000110	Miscellaneous Order	Brandmark Sign Management, LLC dba D2 Branding, LLC	\$33,000								
MPXX21000108	Miscellaneous Order	Vericord LLC dba Chexout	\$32,000								
MPXX21000037	Miscellaneous Order	RTM Designs	\$2,500								
MPXX21000027	Miscellaneous Order	Avayou Design	\$23,626								
MPXX21000016	Miscellaneous Order	Arthur Washburn Ph.D	\$3,000								
MPXX21000015	Miscellaneous Order	Juan C. Troncoso, M.D.	\$30,000								
MPXX21000013	Miscellaneous Order	Dental Forensic Services of Indian Valley	\$10,000								
TOTAL MPO			\$250,522			\$34,000	0.14%			0.00	0.00%
ADJUSTED MPO			\$250,522			\$34,000	0.14%			0.00	0.00%

OFFICE OF HOMELESS SERVICES											
CONTRACT #	DESCRIPTION	VENDOR NAME	AMOUNT	MBE	MBE RACE	MBE \$	MBE %	WBE	WBE RACE	WBE \$	WBE %
MPXX21000121	Miscellaneous Order	Pari Kumar	\$18,240	Pari Kumar	Asian Female	\$18,240	1.00%				
MPXX21000117	Miscellaneous Order	BackOffice Thinking LLC	\$15,000								
MPXX21000085	Miscellaneous Order	Jacqueline Krosnodomskie	\$10,920					Jacqueline Krosnodomskie	White Female	10920.00	1.00%
MPXX21000084	Miscellaneous Order	Bijan Etemad, M.D.	\$18,000								
MPXX21000079	Miscellaneous Order	1st Impreccion Salon LLC	\$12,000	1st Impreccion Salon LLC	Af American Female	\$12,000	1.00%				
TOTAL MPO			\$74,160			\$30,240	0.41%			10920.00	0.15%
ADJUSTED MPO			\$74,160			\$30,240	0.41%			10920.00	0.15%

DEPARTMENT OF HUMAN SERVICES											
CONTRACT #	DESCRIPTION	VENDOR NAME	AMOUNT	MBE	MBE RACE	MBE \$	MBE %	WBE	WBE RACE	WBE \$	WBE %
MPXX21000056	Miscellaneous Order	JKM Training, Inc	\$12,000								
MPXX21000055	Miscellaneous Order	Felton Satterfield dba Satterfield Consulting	\$31,640								
TOTAL MPO			\$43,640			\$0	0.00%			0.00	0.00%
ADJUSTED MPO			\$43,640			\$0	0.00%			0.00	0.00%

LAW DEPARTMENT											
CONTRACT #	DESCRIPTION	VENDOR NAME	AMOUNT	MBE	MBE RACE	MBE \$	MBE %	WBE	WBE RACE	WBE \$	WBE %
MPXX21000099	Miscellaneous Order	ExamWorks Compliance Solutions, LLC	\$15,000								
TOTAL MPO			\$15,000			\$0	0.00%			0.00	0.00%
ADJUSTED MPO			\$15,000			\$0	0.00%			0.00	0.00%

FREE LIBRARY OF PHILADELPHIA											
CONTRACT #	DESCRIPTION	VENDOR NAME	AMOUNT	MBE	MBE RACE	MBE \$	MBE %	WBE	WBE RACE	WBE \$	WBE %
MPXX21000101	Miscellaneous Order	Grace Ciana Jonas	\$20,800	Grace Ciana Jonas	Asian Female	\$20,800	1.00%				
MPXX21000139	Miscellaneous Order	Megan Grimm	\$10,000					Megan Grimm	White Female	10000.00	1.00%
TOTAL MPO			\$30,800			\$20,800	0.68%			10000.00	0.32%
ADJUSTED MPO			\$30,800			\$20,800	0.68%			10000.00	0.32%
DEPARTMENT OF LICENSES & INSPECTIONS											
CONTRACT #	DESCRIPTION	VENDOR NAME	AMOUNT	MBE	MBE RACE	MBE \$	MBE %	WBE	WBE RACE	WBE \$	WBE %
MPXX21000103	Miscellaneous Order	Urban Engineers, Inc.	\$34,000								
MPXX21000096	Miscellaneous Order	Detectives, Private Investigators Inc., The	\$34,000								
MPXX21000075	Miscellaneous Order	Haines & Kibblehouse, Inc.	\$4,999								
MPXX21000097	Miscellaneous Order	TransUnion Risk and Alternative Data Solution, Inc	\$6,260								
TOTAL MPO			\$79,259			\$0	0.00%			0.00	0.00%
ADJUSTED MPO			\$79,259			\$0	0.00%			0.00	0.00%
MANAGING DIRECTOR'S OFFICE											
CONTRACT #	DESCRIPTION	VENDOR NAME	AMOUNT	MBE	MBE RACE	MBE \$	MBE %	WBE	WBE RACE	WBE \$	WBE %
MPXX21000115	Miscellaneous Order	Mom is Always Write Media Inc.	\$900								
MPXX21000064	Miscellaneous Order	NBC Universal, LLC	\$12,500								
MPXX21000053	Miscellaneous Order	Mega Philadelphia, LLC	\$10,800								
MPXX21000039	Miscellaneous Order	Entercom Communications Corp.	\$17,140								
MPXX21000038	Miscellaneous Order	iHeart Media	\$19,075								
MPXX21000032	Miscellaneous Order	iHeart Media	\$15,000								
MPXX21000030	Miscellaneous Order	Urban One, Inc.	\$5,000								
TOTAL MPO			\$80,415			\$0	0.00%			0.00	0.00%
ADJUSTED MPO			\$80,415			\$0	0.00%			0.00	0.00%
OFFICE OF INNOVATION & TECHNOLOGY											
CONTRACT #	DESCRIPTION	VENDOR NAME	AMOUNT	MBE	MBE RACE	MBE \$	MBE %	WBE	WBE RACE	WBE \$	WBE %
MPXX21000077	Miscellaneous Order	GoodRoads, LLC	\$10,000								
MPXX21000010	Miscellaneous Order	Linko Technology, Inc.	\$27,470								
TOTAL MPO			\$37,470			\$0	0.00%			0.00	0.00%
ADJUSTED MPO			\$37,470			\$0	0.00%			0.00	0.00%
PARKS & RECREATION											
CONTRACT #	DESCRIPTION	VENDOR NAME	AMOUNT	MBE	MBE RACE	MBE \$	MBE %	WBE	WBE RACE	WBE \$	WBE %
MPXX21000127	Miscellaneous Order	Mark B. Thompson Associates LLC	\$33,900								
MPXX21000080	Miscellaneous Order	Philadelphia Mural Arts Advocates	\$30,000								
MPXX21000070	Miscellaneous Order	Schuylkill River Development Corporation	\$17,000								
TOTAL MPO			\$80,900			\$0	0.00%			0.00	0.00%
ADJUSTED MPO			\$80,900			\$0	0.00%			0.00	0.00%

BOARD OF PENSION AND RETIREMENT											
CONTRACT #	DESCRIPTION	VENDOR NAME	AMOUNT	MBE	MBE RACE	MBE \$	MBE %	WBE	WBE RACE	WBE \$	WBE %
MPXX21000025	Miscellaneous Order	Aapryl LLC	\$31,900								
TOTAL MPO			\$31,900			\$0	0.00%			0.00	0.00%
ADJUSTED MPO			\$31,900			\$0	0.00%			0.00	0.00%
OFFICE OF PERSONNEL MANAGEMENT											
CONTRACT #	DESCRIPTION	VENDOR NAME	AMOUNT	MBE	MBE RACE	MBE \$	MBE %	WBE	WBE RACE	WBE \$	WBE %
MPXX21000128	Miscellaneous Order	Paradigm Digital Color Graphics	\$20,013								
MPXX21000058	Miscellaneous Order	Zakia E. Moore, Esq.	\$34,000								
TOTAL MPO			\$54,013			\$0	0.00%			0.00	0.00%
ADJUSTED MPO			\$54,013			\$0	0.00%			0.00	0.00%
DEPARTMENT OF PLANNING AND DEVELOPMENT											
CONTRACT #	DESCRIPTION	VENDOR NAME	AMOUNT	MBE	MBE RACE	MBE \$	MBE %	WBE	WBE RACE	WBE \$	WBE %
MPXX21000067	Miscellaneous Order	Osvaldo Aviles	\$15,000								
MPXX21000126	Miscellaneous Order	Indisoft, LLC	\$34,000								
TOTAL MPO			\$49,000			\$0	0.00%			0.00	0.00%
ADJUSTED MPO			\$49,000			\$0	0.00%			0.00	0.00%
POLICE DEPARTMENT											
CONTRACT #	DESCRIPTION	VENDOR NAME	AMOUNT	MBE	MBE RACE	MBE \$	MBE %	WBE	WBE RACE	WBE \$	WBE %
MPXX21000114	Miscellaneous Order	Wolanin Consulting and Assessment Inc.	\$17,000								
MPXX21000094	Miscellaneous Order	Wolanin Consulting and Assessment Inc.	\$3,200								
MPXX21000081	Miscellaneous Order	Harvey G Doppelt, PHD	\$3,000								
TOTAL MPO			\$23,200			\$0	0.00%			0.00	0.00%
ADJUSTED MPO			\$23,200			\$0	0.00%			0.00	0.00%
DEPARTMENT OF PRISONS											
CONTRACT #	DESCRIPTION	VENDOR NAME	AMOUNT	MBE	MBE RACE	MBE \$	MBE %	WBE	WBE RACE	WBE \$	WBE %
MPXX21000057	Miscellaneous Order	Carmelo Urena	\$34,000								
MPXX21000051	Miscellaneous Order	MARY A SANTANA	\$8,640								
MPXX21000047	Miscellaneous Order	SCARIYA PAPPACHAN	\$17,280								
MPXX21000046	Miscellaneous Order	AbdulHakim Muhammad	\$8,640								
MPXX21000045	Miscellaneous Order	Ronald Nathaniel Bayne	\$8,640								
MPXX21000044	Miscellaneous Order	Christopher Collick	\$12,960								
MPXX21000042	Miscellaneous Order	Ronald Muse	\$12,960								
MPXX21000041	Miscellaneous Order	Michael R. Howard	\$17,280								
MPXX21000040	Miscellaneous Order	Wanda Morrisette	\$8,640								
TOTAL MPO			\$129,040			\$0	0.00%			0.00	0.00%
ADJUSTED MPO			\$129,040			\$0	0.00%			0.00	0.00%
DEPARTMENT OF RECORDS											
CONTRACT #	DESCRIPTION	VENDOR NAME	AMOUNT	MBE	MBE RACE	MBE \$	MBE %	WBE	WBE RACE	WBE \$	WBE %
MPXX21000008	Miscellaneous Order	Vital Records, Inc	\$3,100								
MPXX21000007	Miscellaneous Order	1 Source Safety & Health, Inc.	\$5,000								



<b>TOTAL MPO</b>	<b>\$8,100</b>	<b>\$0</b>	<b>0.00%</b>	<b>0.00</b>	<b>0.00%</b>
<b>ADJUSTED MPO</b>	<b>\$8,100</b>	<b>\$0</b>	<b>0.00%</b>	<b>0.00</b>	<b>0.00%</b>

DEPARTMENT OF STREETS

CONTRACT #	DESCRIPTION	VENDOR NAME	AMOUNT	MBE	MBE RACE	MBE \$	MBE %	WBE	WBE RACE	WBE \$	WBE %
MPXX21000120	Miscellaneous Order	Pathfinder Leadership Group, LLC/ Charity Hughes	\$20,000					Pathfinder Leadership Group, LLC/ Charity Hughes	White Female	20000.00	1.00%
MPXX21000003	Miscellaneous Order	Urban Engineers, Inc.	\$30,000								
MPXX21000014	Miscellaneous Order	Fidelitas LLC	\$8,580	Fidelitas LLC	Af American Male	\$8,580	1.00%				
MPXX21000136	Miscellaneous Order	Total Equipment Training, Inc.	\$4,960					Total Equipment Training, Inc.	White Female	4960.00	1.00%
<b>TOTAL MPO</b>			<b>\$63,540</b>			<b>\$8,580</b>	<b>0.14%</b>			<b>24960.00</b>	<b>0.39%</b>
<b>ADJUSTED MPO</b>			<b>\$63,540</b>			<b>\$8,580</b>	<b>0.14%</b>			<b>24960.00</b>	<b>0.39%</b>

WATER DEPARTMENT

CONTRACT #	DESCRIPTION	VENDOR NAME	AMOUNT	MBE	MBE RACE	MBE \$	MBE %	WBE	WBE RACE	WBE \$	WBE %
MPXX21000140	Miscellaneous Order	JPG Photography, LLC	\$24,000								
		Andrew P. Yurchuck LLC T/A Classic		Andrew P. Yurchuck LLC T/A Classic							
MPXX21000100	Miscellaneous Order	Cleaning/Bio-Clean of NJ Universal Services Associates, Inc.	\$26,100	Cleaning/Bio-Clean of NJ	Pacific Islander Male	\$26,100	1.00%				
MPXX21000093	Miscellaneous Order		\$34,000								
MPXX21000092	Miscellaneous Order	Andrea McClenon	\$15,000								
MPXX21000091	Miscellaneous Order	Tarsha Scovens	\$34,000								
MPXX21000090	Miscellaneous Order	Vivian Williams	\$34,000								
MPXX21000089	Miscellaneous Order	Jack T. Ewart	\$34,000								
MPXX21000088	Miscellaneous Order	Albert L. Pundt	\$25,000								
<b>TOTAL MPO</b>			<b>\$226,100</b>			<b>\$26,100</b>	<b>0.12%</b>			<b>0.00</b>	<b>0.00%</b>
<b>ADJUSTED MPO</b>			<b>\$226,100</b>			<b>\$26,100</b>	<b>0.12%</b>			<b>0.00</b>	<b>0.00%</b>

Figure 11 – Personal and Professional Services (PPS)

CONTRACT #	DESCRIPTION	VENDOR NAME	AMOUNT	DEPARTMENT OF AVIATION							
				MBE	MBE RACE	MBE \$	MBE %	WBE	WBE RACE	WBE \$	WBE %
2120318	Architect and Engineer Svcs	Atkins North America, Inc.	\$500,000	Navarro & Wright Consulting Engineers, Inc.	Hispanic Male	\$25,000	5.00%	ED3 Consultants, Inc.	White Female	\$25,000	5.00%
				Advanced Infrastructure Design, Inc.	Asian Female	\$15,000	3.00%	Centurion Planning & Design, LLC	White Female	\$15,000	3.00%
				KS Engineers, P.C.	Asian Male	\$25,000	5.00%	Faith Group, LLC	White Female	\$15,000	3.00%
				Sci-Tek Consultants, Inc.	Af American Male	\$25,000	5.00%				
				Airport Design Consultants, Inc.	Af American Male	\$25,000	5.00%				
2120317	Architect and Engineer Svcs	AECOM Technical Services, Inc.	\$500,000	McKnight International	Af American Male	\$10,000	2.00%				
				Arora Engineers, Inc	Asian Male	\$40,000	8.00%				
				Airport Design Consultants, Inc.	Af American Male	\$100,000	20.00%				
2120316	Architect and Engineer Svcs	WSP USA Inc.	\$500,000	David Mason & Associates, Inc.	Af American Male	\$30,000	6.00%	Envision Consultants, LTD.	White Female	\$35,000	7.00%
				American Geotechnical & Environmental Services, Inc.	Asian Male	\$15,000	3.00%	DK Consultants, LLC	White Female	\$15,000	3.00%
				Navarro & Wright Consulting Engineers, Inc.	Hispanic Male	\$30,000	6.00%	NTM Engineering, Inc.	White Female	\$15,000	3.00%
								AMY S GREENE ENVIRONMENTAL CONSULTANTS, INC	White Female	\$15,000	3.00%
2120315	Architect and Engineer Svcs	RS&H, Inc.	\$500,000	KS Engineers, P.C.	Asian Male	\$15,000	3.00%	PROMATECH INC	White Female	\$15,000	3.00%
				RDM International, Inc.	Asian Male	\$20,000	4.00%		White Female	\$5,000	1.00%
				EG&R Engineering PC	Asian Male	\$25,000	5.00%				
				Airport Design Consultants, Inc.	Af American Male	\$110,000	22.00%				
				American Geotechnical & Environmental Services, Inc.	Asian Male	\$15,000	3.00%				
2120225	General Consultant Services	Milligan & Company, LLC	\$150,000	Milligan & Company, LLC	Af American Male	\$150,000	100.00%	Faith Group, LLC	White Female	\$525,000	70.00%
2120183	Architect and Engineer Svcs	Faith Group, LLC	\$750,000	Ruiz Associates, LLC	Asian Female	\$37,500	5.00%		White Female		
				KS Engineers, P.C.	Asian Male	\$37,500	5.00%		White Female		
				Drive Engineering Corp	Hispanic Male	\$112,500	15.00%	PROMATECH INC		\$37,500	5.00%
2120017	Architect and Engineer Svcs	JBC ASSOCIATES INC	\$500,000	Navarro & Wright Consulting Engineers, Inc.	Hispanic Male	\$15,000	3.00%	JBC ASSOCIATES INC	White Female	\$425,000	85.00%
				Forella Group, LLC	Hispanic Male	\$5,000	1.00%	Roofing Resources, Inc.	White Female	\$5,000	1.00%
				Arora Engineers, Inc	Asian Male	\$50,000	10.00%				
2120016	Architect and Engineer Svcs	AECOM Technical Services, Inc.	\$1,000,000	Naik Consulting Group, P.C.	Asian Male	\$50,000	5.00%				
				McKnight International	Af American Male	\$20,000	2.00%				
				The McKissack Group	Af American Female	\$80,000	8.00%				
				KS Engineers, P.C.	Asian Male	\$100,000	10.00%				
				Arora Engineers, Inc	Asian Male	\$80,000	8.00%				
2120015	Architect and Engineer Svcs	Michael Baker International, Inc.	\$1,000,000	Naik Consulting Group, P.C.	Asian Male	\$30,000	3.00%	HUNT ENGINEERING CO	White Female	\$20,000	2.00%

CONTRACT #	DESCRIPTION	VENDOR NAME	AMOUNT	DEPARTMENT OF AVIATION							
				MBE	MBE RACE	MBE \$	MBE %	WBE	WBE RACE	WBE \$	WBE %
2120001	General Consultant Services	Campbell-Hill Aviation Group, LLC	\$400,000	Arora Engineers, Inc	Asian Male	\$150,000	15.00%	Envision Consultants, LTD.	White Female	\$150,000	15.00%
				Portfolio Associates, Inc.	Af American Female	\$60,000	15.00%	Malish Design	White Female	\$20,000	5.00%
2020353-02	General Consultant Services	Parkway Garage Inc.	\$4,226,389	Alpha Office Supplies, Inc.	Af American Male	\$54,000	1.28%	G2J, LLC d/b/a Proshred Security	White Female	\$60,000	1.42%
2020325-01	Architect and Engineer Svcs	HDR Engineering Inc.	\$2,000,000	PARAGON UNIFORMS	Asian Female	\$135,811	3.21%	HUNT ENGINEERING CO Connico Incorporated	White Female	\$140,000	7.00%
				P & W Starr Janitorial Services	Af American Female	\$186,240	4.41%				
				KS Engineers, P.C.	Asian Male	\$240,000	12.00%				
				Arora Engineers, Inc	Asian Male	\$160,000	8.00%				
1920334-02	General Consultant Services	T. H. Easter Consulting LLC	\$11,700	T. H. Easter Consulting LLC	Af American Female	\$11,700	100.00%	Synergy Consultants, Inc. KB Enviornmental Sciences, Inc. Harris Miller Miller & Hanson, Inc.	White Female	\$2,000	1.56%
1920229-02	General Consultant Services	C&S Engineers, Inc.	\$128,000	Jacobsen Daniels Associates LLC	Af American Male	\$2,000	1.56%		White Female	\$6,000	4.69%
				CH Planning, Ltd	Af American Female	\$14,000	10.94%		White Female	\$2,000	1.56%
1920228-02	General Consultant Services	Vanasse Hangen Brustlin (VHB)	\$100,000	Lion Advisors for Community and Environment	Hispanic Female	\$15,000	15.00%	Synergy Consultants, Inc.	White Female	\$30,000	30.00%
1920217-02	Architect and Engineer Svcs	Arora Engineers, Inc	\$1,000,000	Arora Engineers, Inc	Asian Male	\$940,000	94.00%	Envision Consultants, LTD.	White Female	\$40,000	4.00%
1920203-02	Architect and Engineer Svcs	HDR Engineering Inc.	\$250,000	PARADIGM ARCHITECTURE, LLC.	Asian Female	\$20,000	2.00%	Munroe Design Group, Inc. T/A Munroe Creative Partners	White Female	\$65,000	100.00%
				Arora and Associates, P.C.	Asian Male	\$95,000	38.00%				
				RDM International, Inc.	Asian Male	\$155,000	62.00%				
1820385-03	General Consultant Services	Munroe Design Group, Inc. T/A Munroe Creative Partners	\$65,000								
1820381-03	General Consultant Services	Maskar Design Inc	\$50,000					Maskar Design Inc	White Female	\$50,000	100.00%
1820374-03	General Consultant Services	Octo Design Group Inc.	\$50,000					Octo Design Group Inc.	White Female	\$50,000	100.00%
1820327-05	Computer and Information Svcs	Elliott Lewis Corp.	\$7,266,203	LARRY C MCCRAE INC	Af American Male	\$1,070,373	14.73%	FutureNET, Inc.	Af American Male	\$1,300,964	17.90%
1820323-03	General Consultant Services	Parkway Corporation	\$1,832,539	PARAGON UNIFORMS	Af American Female	\$21,685	1.18%				
				P & W Starr Janitorial Services	Af American Female	\$12,000	0.65%	Alpha Office Supplies, Inc.	Af American Male	\$27,000	1.47%
				Community Marketing Concepts, Inc.	Af American Female	\$35,000	100.00%				
				Batta Environmental Associates, Inc.	Asian Male	\$14,000	7.00%	A K M Construction Services, Inc.	White Female	\$17,000	8.50%

CONTRACT #	DESCRIPTION	VENDOR NAME	AMOUNT	DEPARTMENT OF AVIATION							
				MBE	MBE RACE	MBE \$	MBE %	WBE	WBE RACE	WBE \$	WBE %
1820180-04	General Consultant Services	Jacobson, LLC d/b/a Jacobson Strategic Communications	\$60,000	Mid-Atlantic Environmental Laboratories, Inc,	Native American Male	\$17,000	8.50%	PATRICIA ANN QUIGLEY	White Female	\$16,000	8.00%
								Jacobson, LLC d/b/a Jacobson Strategic Communications	White Female	\$60,000	100.00%
1820180-03	General Consultant Services	Jacobson, LLC d/b/a Jacobson Strategic Communications	\$241,164					Jacobson, LLC d/b/a Jacobson Strategic Communications	White Female	\$241,164	100.00%
1820177-05	Architect and Engineer Svcs	AECOM Technical Services, Inc.	\$100,000	CH Planning, Ltd WESTCHESTER ENVIRONMENTAL, LLC	Af American Female	\$8,000	8.00%	PATRICIA ANN QUIGLEY	White Female	\$6,000	6.00%
					Asian Male	\$4,000	4.00%	Environmental Group, Inc.	White Female	\$4,000	4.00%
					Hispanic Male	\$1,000	1.00%	HAMPTON-CLARKE INC	White Female	\$9,000	9.00%
								Hill			
1720588-04	General Consultant Services	Borski Associates, LLC	\$20,000								
2120532	General Consultant Services	Squire Patton Boggs (US) LLP	\$120,000	Mercator Advisors, LLC	Af American Male	\$12,000	10.00%				
2120512	Architect and Engineer Svcs	Engineering & Construction, Inc.	\$500,000	Milhouse Engineering & Construction, Inc. Batta Environmental Associates, Inc.	Af American Male	\$370,000	74.00%	Faith Group, LLC	White Female	\$30,000	6.00%
					Asian Male	\$10,000	2.00%	The Lighting Practice Inc.	White Female	\$10,000	2.00%
								HUNT ENGINEERING CO	White Female	\$25,000	5.00%
								MONDRE ENERGY INC	White Female	\$30,000	6.00%
								Sowinski Sullivan Architects, PC	White Female	\$25,000	5.00%
2120496	General Consultant Services	Telos Identity Management Solutions LLC	\$175,000								
2120316-01	Architect and Engineer Svcs	WSP USA Inc.	\$600,000	David Mason & Associates, Inc.	Af American Male	\$40,000	6.67%	DK Consultants, LLC	White Female	\$100,000	16.67%
								Envision Consultants, LTD.	White Female	\$100,000	16.67%
2120001-01	General Consultant Services	Campbell-Hill Aviation Group, LLC	\$150,000	Portfolio Associates, Inc.	Af American Female	\$22,500	15.00%	Malish Design	White Female	\$7,500	5.00%
2020482-01	Architect and Engineer Svcs	Johnson, Mirmiran & Thompson	\$250,000	Kelly/Maiello, Inc.	Af American Male	\$170,000	68.00%	JBC ASSOCIATES INC	White Female	\$50,000	20.00%
2020387-01	Architect and Engineer Svcs	Converse Winkler Architecture	\$750,000	Mark Ulrick Engineers, Inc. KS Engineers, P.C.	Af American Male	\$40,000	5.33%	Converse Winkler Architecture	White Female	\$595,000	79.33%
					Asian Male	\$10,000	1.33%	HUNT ENGINEERING CO	White Female	\$40,000	5.33%
					Hispanic Male	\$5,000	0.67%	Apple Designs, Inc.	White Female	\$10,000	1.33%
								ARCHITECTURAL LIGHTING DESIGN, LLC	White Female	\$30,000	4.00%
1820476-03	General Consultant Services	The DT Firm	\$150,000	Batta Environmental Associates, Inc.	Asian Male	\$20,000	2.67%	a/k/a ALD, LLC			
1820432-03	Computer and Information Svcs	Faith Group, LLC	\$665,000	Luminous Strategies LLC	Af American Male	\$22,500	15.00%				
								Faith Group, LLC	White Female	\$665,000	100.00%
1820085-05	General Consultant Services	Global Resource Management, Inc.	\$19,000								
2120317-01	Architect and Engineer Svcs	AECOM Technical Services, Inc.	\$500,000	McKnight International	Af American Male	\$8,442	1.69%				
					Arora Engineers, Inc	\$112,044	22.41%				
					Airport Design Consultants, Inc.	\$29,514	5.90%				

DEPARTMENT OF AVIATION											
CONTRACT #	DESCRIPTION	VENDOR NAME	AMOUNT	MBE	MBE RACE	MBE \$	MBE %	WBE	WBE RACE	WBE \$	WBE %
1620134-09	Computer and Information Svcs	ELECTRONIC DATA, INC.	\$55,000	M F R Consultants Inc. Arora Engineers, Inc	Af American Female	\$0	0.00%				
2120183-01	Architect and Engineer Svcs	Faith Group, LLC	\$750,000	Ruiz Associates, LLC	Asian Male	\$0	0.00%				
2120017-01	Architect and Engineer Svcs	JBC Associates, Inc.	\$750,000	Arora Engineers, Inc.	Asian Female	\$37,500	5.00%	Faith Group, LLC	White Female	\$712,500	95.00%
				Forella Group, LLC	Asian Male	\$75,000	10.00%	JBC Associates, Inc.	White Female	\$637,500	85.00%
				Navarro & Wright Consulting Engineers, Inc.	Hispanic Male	\$7,500	1.00%	Roofing Resources, Inc.	White Female	\$7,500	1.00%
2120016-01	Architect and Engineer Svcs	AECOM Technical Services, Inc.	\$1,500,000	Arora Engineers, Inc	Hispanic Male	\$22,500	3.00%				
2120015-01	Architect and Engineer Svcs	Michael Baker International, Inc.	\$1,750,000	The McKissack Group	Asian Male	\$295,000	19.67%				
2020058-03	Architect and Engineer Svcs	Michael Baker International, Inc.	\$500,000	Arora Engineers, Inc	Af American Female	\$200,000	13.33%	Envision Consultants, LTD.	White Female	\$12,500	0.71%
2020027-03	Architect and Engineer Svcs	C&S Engineers, Inc.	\$600,000	Arora Engineers, Inc	Asian Male	\$600,000	34.29%				
				AGD ASSOCIATES, LLC	Asian Male	\$145,000	29.00%	Harris Miller Miller & Hanson, Inc.	White Female	\$6,000	1.00%
				McKnight International	Hispanic Male	\$82,000	13.67%	Meliora Environmental Design, LLC	White Female	\$89,000	14.83%
1920205-03	Architect and Engineer Svcs	KS Engineers, P.C.	\$500,000	Sci-Tek Consultants, Inc.	Af American Male	\$6,000	1.00%	Envision Consultants, LTD.	White Female	\$15,000	3.00%
				Morgan Construction Management	Af American Female	\$40,000	8.00%				
				Arora and Associates, P.C.	Asian Male	\$15,000	3.00%	Converse Winkler Architecture	White Female	\$15,000	3.00%
				KS Engineers, P.C.	Asian Male	\$15,000	3.00%	Apple Designs, Inc.	White Female	\$25,000	5.00%
1920204-03	Architect and Engineer Svcs	Airport Design Consultants, Inc.	\$500,000	Arora Engineers, Inc	Asian Male	\$375,000	75.00%				
1920145-03	Accounting and Auditing Svcs	Milligan & Company, LLC	\$80,000	Airport Design Consultants, Inc.	Asian Male	\$200,000	40.00%				
1920081-07	Consultant Services	AVK Consulting, Inc.	\$1,400,000	Milligan & Company, LLC	Af American Male	\$300,000	60.00%				
				AVK Consulting, Inc.	Hispanic Female	\$80,000	100.00%				
				A.L. Jackson & Company, P.A.	Af American Male	\$1,256,000	89.71%	Frasca & Associates, LLC	White Female	\$60,000	4.29%
				Ricondo & Associates, Inc.	Hispanic Male	\$24,000	1.71%				
1920022-03	Computer and Information Svcs	Tactile Design Group, LLC	\$150,000	Tactile Design Group, LLC	Hispanic Male	\$60,000	4.29%				
					Af American Male	\$150,000	100.00%				
TOTAL PPS				\$42,190,627	\$1,021,850	0.02%			\$481,259	0.01%	
LESS FEW OR NO/SOLE SOURCE				\$19,336,000							
ADJUSTED PPS				\$22,854,627	\$1,021,850	0.04%			\$481,259	0.02%	



OFFICE OF THE CITY CONTROLLER											
CONTRACT #	DESCRIPTION	VENDOR NAME	AMOUNT	MBE	MBE RACE	MBE \$	MBE %	WBE	WBE RACE	WBE \$	WBE %
2120216	General Consultant Services	Ballard Spahr LLP	\$75,000								
2120215	General Consultant Services	AT-RISK International, LLC	\$75,000								
TOTAL PPS			\$150,000			\$0	0.00%			\$0	0.00%
LESS FEW OR NO/SOLE SOURCE											
ADJUSTED PPS			\$150,000			\$0	0.00%			\$0	0.00%

CITY COUNCIL											
CONTRACT #	DESCRIPTION	VENDOR NAME	AMOUNT	MBE	MBE RACE	MBE \$	MBE %	WBE	WBE RACE	WBE \$	WBE %
1820407-03	Computer and Information Svcs	Granicus, Inc.	\$143,000								
1820224	General Consultant Services	Kimmel Group Inc.	\$1,004,000	Kimmel Group Inc.	Af American Female	\$1,004,000	100%				
1820093	General Consultant Services	WURD Radio, LLC fka LEVAS Communications, LLC	\$280,000	WURD Radio	Af American Male	\$280,000	100%				
TOTAL PPS			\$1,427,000			\$1,284,000	0.90%			\$0	0.00%
LESS FEW OR NO/SOLE SOURCE											
ADJUSTED PPS			\$1,427,000			\$1,284,000	0.90%			\$0	0.00%

CITY TREASURER'S OFFICE											
CONTRACT #	DESCRIPTION	VENDOR NAME	AMOUNT	MBE	MBE RACE	MBE \$	MBE %	WBE	WBE RACE	WBE \$	WBE %
1820372	Computer and Information Services	SS&C Technologies Inc.	\$45,000								
2020394	General Consultant Services	Acacia Financial Group, Inc.	\$110,000					Acacia Financial Group, Inc.	White Female	\$110,000	1.00%
1420440	General Consultant Services	North Lane Technologies	\$0								
182003	General Consultant Services	Citizens Bank National Association	\$54,364								
1820267	General Consultant Services	Citizens Bank National Association	\$57,939								
1920404	General Consultant Services	Digital Assurance Certification	\$16,500								
1920333	General Consultant Services	Econsult Solutions Inc.	\$50,270	M F R Consultants Inc	Af American Female	\$12,568	25.00%				
1920294	General Consultant Services	Frasca & Associates	\$150,000					Frasca & Associates	White Female	\$150,000	1.00%
2020566	General Consultant Services	Hawkins Delafield & Wood LLP	\$25,985								
1920227	General Consultant Services	PFM Financial Advisors LLC	\$150,000								
1920226	General Consultant Services	Phoenix Capital Partners, LLP	\$300,000	Phoenix Capital Partners, LLP	Af American Male	\$300,000	100.00%				
2020459	General Consultant Services	Phoenix Capital Partners, LLP	\$110,000	Phoenix Capital Partners, LLP	Af American Male	\$110,000	100.00%				
1620364	General Consultant Services	PFM Financial Advisors LLC	\$170,000								
1720216	General Consultant Services	PFM Financial Advisors LLC	\$150,000								

CITY TREASURER'S OFFICE											
CONTRACT #	DESCRIPTION	VENDOR NAME	AMOUNT	MBE	MBE RACE	MBE \$	MBE %	WBE	WBE RACE	WBE \$	WBE %
2020051	General Consultant Services	US Bank National Association	\$40,430								
1920270	Investment Advisor - Manager	Blackrock Capital Management, Inc.	\$209,137								
1920258	Investment Advisor - Manager	Garcia Hamilton & Associates LP	\$0	Garcia Hamilton & Associates LP	Hispanic Male	\$0	0.00%				
1920257	Investment Advisor - Manager	Payden & Regal PFM Asset Management LLC	\$0								
1920253	Investment Advisor - Manager		\$306,148								
1920261	Investment Advisor - Manager	Xponance	\$100,906	Xponance	Af American Female	\$100,906	100.00%				
1920371	Investment Advisor - Manager	PNC Capital Advisors, LLC	\$45,151								
1920293	Investment Advisor - Manager	Ramirez Asset Management, Inc.	\$176,278	Ramirez Asset Management, Inc.	Hispanic Male	\$176,278	100.00%				
1920268	Investment Advisor - Manager	Smith Graham	\$566,674	Smith Graham	Af American Male	\$566,674	100.00%				
1920269	Investment Advisor - Manager	Sterling Capital Management LLC	\$0	Sterling Capital Management LLC	Af American Male	\$0	0.00%				
1920267	Investment Advisor - Manager	StoneRidge PMG Advisors LLC	\$113,771	StoneRidge PMG Advisors LLC	Af American Male	\$113,771	100.00%				
1920255	Investment Advisor - Manager	The Swathmore Group	\$109,936	The Swathmore Group	Af American Male	\$109,936	100.00%				
1920254	Investment Advisor - Manager	Wells Capital Management Inc	\$435,633								
1920256	Investment Advisor - Manager	Standish Mellon Asset Management	\$73,743								
1720658	Legal Services	Ahmad Zaffarese LLC	\$250,000	Ahmad Zaffarese LLC	Af American Male	\$250,000	100.00%				
1920423	Legal Services	Ahmad Zaffarese LLC	\$120,000	Ahmad Zaffarese LLC	Af American Male	\$120,000	100.00%				
1720649	Legal Services	Andre C Dasent PC	\$59,340	Andre C Dasent PC	Af American Male	\$59,340	100.00%				
1920400	Legal Services	Andre C Dasent PC	\$19,100	Andre C Dasent PC	Af American Male	\$19,100	100.00%				
1920424	Legal Services	Ann C Lebowitz	\$87,000					Ann C Lebowitz	White Female	\$87,000	1.00%
1720643	Legal Services	Ballard Spahr LLP	\$267,824	Ballard Spahr LLP	Af American Female	\$267,824	100.00%				
1920427	Legal Services	Ballard Spahr LLP	\$69,000	Ballard Spahr LLP	Af American Female	\$69,000	100.00%				
1720683	Legal Services	Cozen O'Connor	\$412,000					Cozen O'Connor	White Female	\$412,000	1.00%
1920398	Legal Services	Cozen O'Connor Eckert Seamans Cherin & Mellott LLC	\$626,770					Cozen O'Connor Eckert Seamans Cherin & Mellott LLC	White Female	\$626,770	1.00%
1720650	Legal Services		\$240,000							\$240,000	1.00%

CITY TREASURER'S OFFICE											
CONTRACT #	DESCRIPTION	VENDOR NAME	AMOUNT	MBE	MBE RACE	MBE \$	MBE %	WBE	WBE RACE	WBE \$	WBE %
1920426	Legal Services	Eckert Seamans Cherin & Mellott LLC	\$1,875					Eckert Seamans Cherin & Mellott LLC	White Female	\$1,875	1.00%
1720655	Legal Services	Greenbert Traurig, LLP	\$200,000								
1920401	Legal Services	Greenbert Traurig, LLP	\$143,683								
1920412	Legal Services	Hardwick Law Firm, LLC	\$73,000	Hardwick Law Firm, LLC	Af American Male	\$73,000	100.00%				
1920422	Legal Services	Hawkins Delafield & Wood LLP	\$345,565								
1920402	Legal Services	Kutak Rock LLP	\$0								
1720651	Legal Services	Saul Equing, LLP	\$0								
1920399	Legal Services	Saul Equing, LLP	\$116,029								
1920405	Legal Services	Squire Patton Boggs (US) LLP	\$0	Squire Patton Boggs (US) LLP	Af American Female	\$0	0.00%				
1720656	Legal Services	Turner Law, PC	\$20,000	Turner Law, PC	Af American Male	\$20,000	100.00%				
1920425	Legal Services	Turner Law, PC	\$30,000	Turner Law, PC	Af American Male	\$30,000	100.00%				
1920292	Remarketing- Dealer- Placement Agent	Macquarie Investment Management Advisors	\$0								
2120460	Swap Advisory Services	Swap Financial Group	\$45,600					Sycamore Advisors, LLC	White Female	\$4,560	0.10%
TOTAL PPS LESS FEW OR NO/SOLE SOURCE			\$6,649,651			\$2,398,397	36.07%			\$1,632,205	0.25%
ADJUSTED PPS			\$6,649,651			\$2,398,397	36.07%			\$1,632,205	0.25%

COMMERCE DEPARTMENT											
CONTRACT #	DESCRIPTION	VENDOR NAME	AMOUNT	MBE	MBE RACE	MBE \$	MBE %	WBE	WBE RACE	WBE \$	WBE %
1920502-02	Housing and Economic Dev	Meta Global LLC dba Little Giant Creative	\$75,000								
1920296-02	Technical Assistance General Consultant Services	JT Goldstein LLC	\$150,000	JT Goldstein LLC	Af American Male	\$150,000	100.00%				
2120648		Econsult Solutions, Inc	\$125,000	Milligan & Company, LLC	Af American Male	\$54,000	43.20%				
TOTAL PPS LESS FEW OR NO/SOLE SOURCE			\$350,000			\$204,000	58.29%			\$0	0.00%
ADJUSTED PPS			\$350,000			\$204,000	58.29%			\$0	0.00%

DISTRICT ATTORNEY'S OFFICE											
CONTRACT #	DESCRIPTION	VENDOR NAME	AMOUNT	MBE	MBE RACE	MBE \$	MBE %	WBE	WBE RACE	WBE \$	WBE %
2020457-01		Franklin Strategies, LLC	\$100,000								
2120039	Contract Computer and Information Svcs	GRM Information Management Services Stellar Services, Inc.	\$200,000	Stellar Services, Inc.	Asian Male	\$100,000	100%				
1820544-03			\$100,000								
TOTAL PPS LESS FEW OR NO/SOLE SOURCE			\$400,000			\$100,000	0.25%			\$0	0.00%
ADJUSTED PPS			\$400,000			\$100,000	0.25%			\$0	0.00%

FINANCE DEPARTMENT											
CONTRACT #	DESCRIPTION	VENDOR NAME	AMOUNT	MBE	MBE RACE	MBE \$	MBE %	WBE	WBE RACE	WBE \$	WBE %
2120402	General Consultant Services	PeopleShare Litchfield Cavo LLP	\$2,000,000								
2020361	Legal Services	Ahmad Zaffarese LLC	\$750,000	Ahmad Zaffarese LLC	Af American Male	\$750,000	100.00%				
2020360	Legal Services	Marshall Dennehey Warner Coleman & Goggin	\$750,000								
2020358	Legal Services	Bennett, Bricklin & Saltzburg LLC	\$750,000	Ahmad Zaffarese LLC	Af American Male	\$75,000	10.00%	The MCS Group, Inc.	White Female	\$22,500	0.03%
2020357	Legal Services			Advance Detective Bureau, Inc. T/A D.O. Richardson	Af American Male	\$7,500	1.00%	Strehlow & Associates, Inc. HUNT ENGINEERING CO	White Female	\$15,000	0.02%
									White Female	\$7,500	0.01%
2020290	General Consultant Services	IHS Global Inc. PMA Management Corp.	\$48,898								
1920015	General Consultant Services		\$7,120,300	A V International, Inc. Absolute Staffing & Consulting Solutions	Af American Male	\$1,127,143	15.83%				
					Af American Female	\$0	0.00%				
1820280	Accounting and Auditing Svcs	Zelenkofske Axelrod LLC MAXIMUS Consulting Services, Inc.	\$100,000					Willow Accounting & Consulting, Inc	White Female	\$10,000	0.10%
1820045	Accounting and Auditing Svcs		\$55,000								

FINANCE DEPARTMENT											
CONTRACT #	DESCRIPTION	VENDOR NAME	AMOUNT	MBE	MBE RACE	MBE \$	MBE %	WBE	WBE RACE	WBE \$	WBE %
1920012-03	General Consultant Services	Bio-Care Inc.	\$1,665,000								
2020405-01	Legal Services	Rulis & Bochicchio	\$750,000								
2020404-01	Legal Services	EM Legal Group LLC dba Elias Mickle Kennedy LLC	\$750,000								
2020401-01	Legal Services	Bennett, Bricklin & Saltzburg LLC	\$750,000								
2020399-01	Legal Services	Schaff & Young, PC	\$750,000	Schaff & Young, PC	Af American Female	\$750,000	100.00%				
2020398-01	Legal Services	LAW OFFICE OF NATHANIEL M HOLMES LLC	\$750,000	LAW OFFICE OF NATHANIEL M HOLMES LLC	Af American Male	\$750,000	100.00%				
2020397-01	Legal Services	Merkin Shotland, PC	\$750,000					Merkin Shotland, PC	White Female	\$750,000	1.00%
2020396-01	Legal Services	Naples Law, LLP	\$750,000					Naples Law, LLP	White Female	\$750,000	1.00%
1820604-03	General Consultant Services	Donn & Company	\$200,000								
1720827-05	General Consultant Services	PFM Group Consulting LLC	\$100,000	The Kapoor Company	Asian Male	\$15,000	15.00%				
1920017	Risk Mang Ser	Lawton Associates	\$900,000	Lawton Associates	Af American Male	\$900,000	100.00%				
2120182	Medical Director Services	Howarth Occupaional and Ernvironmental Consultantion	\$150,000								
2020400	Legal Services	The Chartwell Law Offices, LLP	\$750,000	LAW OFFICE OF NATHANIEL M HOLMES LLC	Af American Male	\$150,000	20.00%				
TOTAL PPS LESS FEW OR NO/SOLE SOURCE			\$20,589,198			\$4,524,643	0.22%			\$1,555,000	0.08%
ADJUSTED PPS			\$20,589,198			\$4,524,643	0.22%			\$1,555,000	0.08%

FIRE DEPARTMENT											
CONTRACT #	DESCRIPTION	VENDOR NAME	AMOUNT	MBE	MBE RACE	MBE \$	MBE %	WBE	WBE RACE	WBE \$	WBE %
2120209	General Consultant Services	Influential Drones	\$72,000								
1820078-03	Computer and Information Svcs	Intermedix Holdings, Inc. d/b/a Intermedix	\$4,000,000	M F R Consultants Inc.	Af American Female	\$273,000	6.83%	Code 3 Billing Services, Inc.	White Female	\$147,000	0.04%
2120426	General Consultant Services	Christine & William Mazanitis	\$750,000								
1920350-02	Computer and Information Svcs	Deccan International	\$145,350	Deccan International	Asian Female	\$145,350	100.00%				
2120655	General Consultant Services	WSP USA Inc.	\$95,000	Lion Advisors for Community and Environment	Hispanic Female	\$19,105	20.11%				
1820392-03	Computer and Information Svcs	Priority Dispatch Corp	\$516,000								
TOTAL PPS LESS FEW OR NO/SOLE SOURCE			\$5,578,350			\$437,455	7.84%			\$147,000	0.03%
ADJUSTED PPS			\$5,578,350			\$437,455	7.84%			\$147,000	0.03%

FLEET MANAGEMENT											
CONTRACT #	DESCRIPTION	VENDOR NAME	AMOUNT	MBE	MBE RACE	MBE \$	MBE %	WBE	WBE RACE	WBE \$	WBE %



1820178-07	General Consultant Services	Cascor Incorporated	\$25,000								
1820178-06	General Consultant Services	Cascor Incorporated	\$25,000								
1820178-05	General Consultant Services	Cascor Incorporated	\$50,000								
<b>TOTAL PPS LESS FEW OR NO/SOLE SOURCE ADJUSTED PPS</b>			<b>\$100,000</b>			<b>\$0</b>	<b>0.00%</b>			<b>\$0</b>	<b>0.00%</b>
			<b>\$100,000</b>			<b>\$0</b>	<b>0.00%</b>			<b>\$0</b>	<b>0.00%</b>

HEALTH DEPARTMENT

CONTRACT #	DESCRIPTION	VENDOR NAME	AMOUNT	MBE	MBE RACE	MBE \$	MBE %	WBE	WBE RACE	WBE \$	WBE %
2120301	Health Department	General Healthcare Resources, LLC	\$875,160								
2020437-01	Health Department	Maskar Design Inc	\$100,000					Maskar Design Inc	White Female	\$100,000	1.00%
2020089-01	Health Department	PharmPro, Inc Jackson Pharmacy Professionals, LLC	\$300,000								
2020089-01	Health Department	General Healthcare Resources, LLC	\$40,000								
2020089-01	Health Department	General Healthcare Resources, LLC	\$360,000								
2020089-02	Health Department	PharmPro, Inc Jackson Pharmacy Professionals, LLC	\$20,000								
2020089-02	Health Department	General Healthcare Resources, LLC	\$10,000								
2020089-02	Health Department	General Healthcare Resources, LLC	\$20,000								
2020565-01	Health Department	Dentrust, PC Group 6 Healthcare Consulting & Management, LLC	\$200,000					Group 6 Healthcare Consulting & Management, LLC	White Female	\$110,000	1.00%
2020088-01	General Consultant Services	Timi Pharmaceuticals, inc.	\$110,000	Timi Pharmaceuticals, inc.	Af American Female	\$10,000	100.00%				
1920316-04	Health Department	Timi Pharmaceuticals, inc.	\$10,000	Timi Pharmaceuticals, inc.	Af American Female	\$10,000	100.00%				
1920316-05	Health Department	Mighty Engine, Inc.	\$100,000								
1920139-03	Health Department	ab+c Creative Intelligence	\$19,800								
1920136-15	Health Department	ab+c Creative Intelligence	\$692,839	Brownstone PR Community Marketing Concepts	Af American Female	\$165,000	23.82%				
1920136-12	Health Department	ab+c Creative Intelligence	\$898,000								
1920136-14	Health Department	ab+c Creative Intelligence	\$750,000	Brownstone PR	Af American Female	\$67,250	7.49%				
1920136-16	Health Department	ab+c Creative Intelligence	\$450,000	Brownstone PR	Af American Female	\$175,010	23.33%				
1920135-04	Health Department	MEE Productions Inc	\$300,000	Brownstone PR MEE Productions Inc	Af American Male	\$22,600	5.02%				
1920135-04	Health Department					\$300,000	100.00%				
1920627-01	Health Department	WFGD Studio, LLC	\$21,200					WFGD Studio, LLC	White Female	\$21,200	1.00%
1920658-02	Health Department	VSBA, LLC	\$200,000								
1920659-03	Health Department	Health, Education + Research Associates, Inc.	\$117,575					Health, Education + Research	White Female	\$117,575	1.00%

HEALTH DEPARTMENT											
CONTRACT #	DESCRIPTION	VENDOR NAME	AMOUNT	MBE	MBE RACE	MBE \$	MBE %	WBE	WBE RACE	WBE \$	WBE %
								Associates, Inc.			
1920133-12	Health Department	Bandujo Advertising + Design	\$1,500	Bandujo Advertising + Design	Hispanic Male	\$1,500	100.00%				
1920133-11	Health Department	Bandujo Advertising + Design	\$772,877	Bandujo Advertising + Design	Hispanic Male	\$772,877	100.00%				
1920133-10	Health Department	Bandujo Advertising + Design	\$17,985	Bandujo Advertising + Design	Hispanic Male	\$17,985	100.00%				
1820566-03	Accounting and Auditing Svcs	David A. Lopez and Company, LLC	\$11,749	David A Lopez and Company LLC	Hispanic Male	\$11,749	100.00%				
1920006-02	Accounting and Auditing Svcs	Mark W. Rovinski, CPA, LLC	\$64,625								
2020609	Computer and Information Svcs	eClinicalWorks LLC	\$1,092,640	eClinicalWorks LLC	Asian Male	\$1,092,640	100.00%				
2020609-01	Computer and Information Svcs	eClinicalWorks LLC	\$1,296,460	eClinicalWorks LLC	Asian Male	\$1,296,460	100.00%				
1920459-02	Computer and Information Svcs	Online Solutions, LLC	\$81,000								
1820350-04	Computer and Information Svcs	InterOperability Bidco, Inc.	\$40,000								
1720039-05	Computer and Information Svcs	Orchard Software Corporation	\$88,481								
1620507-04	Computer and Information Svcs	Conduent Public Health Solutions, Inc,	\$145,000								
		Sage Pursuits, Inc. dba Envision Technology									
1720803-04	Computer and Information Svcs	Partners, Inc	\$375,000								
2020519	Computer and Information Svcs	NDC Health Corporation	\$18,375								
2020519-01	Computer and Information Svcs	NDC Health Corporation	\$30,000								
		Smart Information Management Systems Inc.		Smart Information Management Systems Inc.							
1720749-04	Computer and Information Svcs	Systems Inc.	\$34,400		Asian Female	\$34,400	100.00%				
2120630	Health Department	PeopleShare Concord	\$850,000								
2120505	Health Department	Engineering Group	\$35,000								
2120441	Health Department	Strategy Arts	\$68,407								
2020437-02	Health Department	Maskar Design Inc	\$8,930					Maskar Design Inc	White Female	\$8,930	1.00%
1920133-13	Health Department	Bandujo Advertising + Design	\$32,001	Bandujo Advertising + Design	Hispanic Male	\$32,001	100.00%				
1920670-02	Health Department	General Healthcare Resources	\$500,000								
1920670-01	Health Department	General Healthcare Resources	\$500,000								
2120671	Health Department	The Fund For The Waterworks	\$47,000								
2120630-01	Health Department	PeopleShare	\$900,000								
2120514	Computer and Information Svcs	Dimagi, Inc.	\$212,000								
2120441-02	Health Department	Strategy Arts	\$38,758								
2120441-01	Health Department	Strategy Arts	\$22,500								
2020437-04	Health Department	Maskar Design Inc	\$10,000					Maskar Design Inc	White Female	\$10,000	1.00%
2020437-03	Health Department	Maskar Design Inc	\$700					Maskar Design Inc	White Female	\$700	1.00%

HEALTH DEPARTMENT											
CONTRACT #	DESCRIPTION	VENDOR NAME	AMOUNT	MBE	MBE RACE	MBE \$	MBE %	WBE	WBE RACE	WBE \$	WBE %
1920670-03	Health Department	General Healthcare Resources, LLC	\$1,000,000								
1920659-04	Health Department	Health, Education + Research Associates, Inc.	\$198,920					Health, Education + Research Associates, Inc.	White Female	\$198,920	1.00%
1920457-02	Health Department	Tri County Termite & Pest Control, Inc.	\$29,126								
1920139-04	Health Department	Osiris Group, Inc.	\$553,419								
1920137-09	Health Department	Vanguard Direct Inc.	\$55,000								
1920136-17	Health Department	ab+c Creative Intelligence Bandujo	\$491,506	Brownstone PR Bandujo	Af American Female	\$172,027	35.00%				
1920133-15	Health Department	Advertising + Design	\$1,616,450	Advertising + Design	Hispanic Male	\$1,526,450	94.43%				
				Brownstone PR Bandujo	Af American Female	\$90,000	5.57%				
1920133-14	Health Department	Advertising + Design	\$16,450	Advertising + Design	Hispanic Male	\$16,450	100.00%				
1820504-03	Health Department	Walgreen Co.	\$499,999								
1820504-02	Health Department	Walgreen Co.	\$629,500								
1820183-03	Health Department	Live Reps Call Center, LLC	\$42,900								
1820044-05	Health Department	Gerneral Healthcare Resources, LLC	\$950,000								
1720821-03	Health Department	Criterion Laboratories, Inc.	\$42,750								
TOTAL PPS LESS FEW OR NO/SOLE SOURCE			\$19,015,982			\$5,904,400	31.05%			\$567,325	0.03%
ADJUSTED PPS			\$19,015,982			\$5,904,400	31.05%			\$567,325	0.03%
OFFICE OF HOMELESS SERVICES											
CONTRACT #	DESCRIPTION	VENDOR NAME	AMOUNT	MBE	MBE RACE	MBE \$	MBE %	WBE	WBE RACE	WBE \$	WBE %
1920150-04	OESS (OSHA)	Morris Darlene	\$725,600	Morris Darlene	Af American Female	\$725,600	100.00%				
1820141-07	OESS (OSHA)	U.S. Facilities, Inc.	\$11,968,584	U.S. Facilities, Inc.	Af American Male	\$11,968,584	100.00%				
1820141-08	OESS (OSHA)	U.S. Facilities, Inc.	\$3,657,085	U.S. Facilities, Inc.	Af American Male	\$3,657,085	100.00%				
1720207-06	OESS (OSHA)	Food Management Services, Inc dba Linton's Managed Services	\$4,111,555	Mil-Ray Food Co., Inc.	Af American Male	\$56,960	1.39%				
1820091-03	OESS (OSHA)	Corecare Food Services Inc.	\$476,000	The Kinnamon Group, Inc.	Af American Female	\$58,000	12.18%				
2020402-01	Computer and Information Svcs	EccoVia, Inc. dba ClientTrack	\$571,241								
TOTAL PPS LESS FEW OR NO/SOLE SOURCE			\$20,784,465			\$16,466,229	79.22%			\$0	0.00%
ADJUSTED PPS			\$20,784,465			\$16,466,229	79.22%			\$0	0.00%

OFFICE OF HUMAN SERVICES											
CONTRACT #	DESCRIPTION	VENDOR NAME	AMOUNT	MBE	MBE RACE	MBE \$	MBE %	WBE	WBE RACE	WBE \$	WBE %
2120346	Human Services Department	Detectives, Private Investigators Inc., The	\$600,000	TOP OF THE CLOCK INC Alpha Office Supplies, Inc.	Af American Female Af American Male	\$0 \$0	0.00% 0.00%	Saratoga Benefit Services, LLC	White Female	\$0	0.00%
2120378	Human Services Department	Cornerstone Programs Corporation	\$500,000	MFR Consultants Inc.	Af American Male	\$50,000	100.00%	Miss Marty's Pre-School	White Female	\$61,938	1.00%
2120360	Computer and Information Svcs	MFR Consultants Inc.	\$50,000								
2120333	Human Services Department	Miss Marty's Pre-School	\$61,938								
2120307	Human Services Department	VisionQuest National, Ltd	\$895,000	First Choice Home and Community Services	Af American Male	\$2,439,601	100.00%				
2120174	Human Services Department	Cornerstone Programs Corporation	\$343,800								
2020260-01	Human Services Department	Mathematica Policy Research, Inc.	\$694,824								
2020072-02	Human Services Department	First Choice Home and Community Services	\$2,439,601	The Ladipo Group: Psychology for our Community, LLC	Af American Female	\$100,000	100.00%				
1920646-04	Human Services Department	National Mentor Healthcare, LLC. D/B/A Pennsylvania Mentor Access	\$1,012,234								
1920418-02	General Consultant Services	Management of Wiscoscin, LLC	\$351,530								
1920184-03	Human Services Department	The Ladipo Group: Psychology for our Community, LLC	\$100,000	Performance Plus International, Inc	Af American Male	\$310,341	100.00%				
1920182-03	Human Services Department	Forensic Mental Health Services, LLC	\$415,000								
1920168-02	Human Services Department	PFM Group Consulting LLC	\$308,950								
1920114-02	Computer and Information Svcs	Blue Chip Technologies-US, Inc. d/b/a Guardian MPS	\$47,500	Performance Plus International, Inc	Af American Male	\$310,341	100.00%				
1920058-02	Human Services Department	Performance Plus International, Inc	\$310,341								
1820454-06	Human Services Department	Acollective Consulting LLC	\$241,067								
1820429-04	Human Services Department	Forget Me Knot Community Services	\$1,474,032	U.S. Facilities, Inc.	Af American Male	\$476,394	100.00%	It Takes A Village, Inc	White Female	\$834,500	1.00%
1820195-04	Human Services Department	Firely Pediatric Services	\$93,780								
1820146-03	Human Services Department	It Takes A Village, Inc	\$834,500								
1820145-05	Human Services Department	3938 Glen Drive Operating Company, LP	\$103,135	U.S. Facilities, Inc.	Af American Male	\$476,394	100.00%				
1820144-05	Human Services Department	90 Cafferty Road Operating Company. LP	\$303,230								
1820143-08	Human Services Department	3300 Henry Avenue Operating Company, LP	\$253,116								
1820142-05	Human Services Department	425 Cedarcrest Road Operating Company, LP	\$117,661	U.S. Facilities, Inc.	Af American Male	\$476,394	100.00%				
1720608-05	Human Services Department	U.S. Facilities, Inc.	\$476,394								

OFFICE OF HUMAN SERVICES											
CONTRACT #	DESCRIPTION	VENDOR NAME	AMOUNT	MBE	MBE RACE	MBE \$	MBE %	WBE	WBE RACE	WBE \$	WBE %
1720345-07	Computer and Information Svcs	FutureNET, Inc.	\$850,000	FutureNET, Inc.	Af American Male	\$850,000	100.00%				
1720283-07	Computer and Information Svcs	Eastern Software Strategies Inc	\$400,000								
1720261-04	Human Services Department	COMMUNIPOWER II	\$28,050								
1720236-06	Human Services Department	Cornell Abraxas Group, Inc.	\$766,653								
1720221-08	Computer and Information Svcs	Computer Aid, Inc	\$470,000								
1720220-09	Computer and Information Svcs	Modis Resilient Business Solutions, LLC	\$1,200,000					Resilient Business Solutions, LLC	White Female	\$500,000	1.00%
1720219-07	Human Services Department	VisionQuest National, Ltd	\$220,000								
1720212-07	Human Services Department	VisionQuest National, Ltd	\$280,000								
1720212-06	Human Services Department	Miss Marty's Pre-School	\$20,646					Miss Marty's Pre-School	White Female	\$20,646	1.00%
1720147-04	Computer and Information Svcs	Integrating Factors, Inc. Detectives, Private	\$80,000	Integrating Factors, Inc.	Asian Male	\$80,000	100.00%				
1720010-08	Human Services Department	Investigators Inc., The	\$200,000								
2120381	Computer and Information Svcs	Integrating Factors, Inc.	\$240,000	Integrating Factors, Inc.	Asian Male	\$240,000	100.00%				
2120379	Computer and Information Svcs	The JPI Group LLC	\$50,000								
2120365	Computer and Information Svcs	Connexus Technology, LLC	\$50,000	Connexus Technology, LLC	Af American Male	\$50,000	100.00%				
2120364	Computer and Information Svcs	Resilient Business Solutions, LLC	\$1,500,000					Resilient Business Solutions, LLC	White Female	\$1,500,000	1.00%
2120363	Computer and Information Svcs	Modis Eastern Software Strategies Inc	\$3,250,000								
2120361	Human Services Department	COMMUNIPOWER II	\$1,080,000	Bradley Enterprises, Ltd.	Af American Male	\$565,000	52.31%				
2120356	Human Services Department	U.S. Facilities, Inc.	\$84,150								
2120354	Human Services Department	Courdea Center Incorporated	\$1,429,181	U.S. Facilities, Inc.	Af American Male	\$1,429,181	100.00%				
2020115-01	General Consultant Services	Access Information Management of Wisconsin, LLC	\$170,000								
1920418-02	Human Services Department	Ellison Group, The	\$351,530								
1920183-02	Human Services Department	Pee Wee Prep Educational Center	\$45,000	Ellison Group, The	Af American Male	\$45,000	100.00%				
1920010-02	Human Services Department	Somerset Academy Early Learning Center	\$39,940								
1920003-05	Human Services Department	Somerset Academy Early Learning Center	\$25,000								
1920003-04	Human Services Department	OHM Systems, Inc.	\$2,688								
2120366	Computer and Information Svcs	OHM Systems, Inc.	\$50,000	OHM Systems, Inc.	Asian Male	\$50,000	100.00%				
2120362	Computer and Information Svcs	FutureNET, Inc.	\$2,250,000	FutureNET, Inc.	Af American Male	\$1,419,750	63.10%	Performance Technologies, Inc.	White Female	\$178,275	0.08%
				Sango Technologies, Inc.	Asian Female	\$267,450	11.89%				
2120358	Human Services Department	SunBright Childcare LLC	\$11,396	SunBright Childcare LLC	Asian Female	\$11,396	100.00%				
1820454-07	Human Services Department	Acollective Consulting LLC	\$80,000								

OFFICE OF HUMAN SERVICES											
CONTRACT #	DESCRIPTION	VENDOR NAME	AMOUNT	MBE	MBE RACE	MBE \$	MBE %	WBE	WBE RACE	WBE \$	WBE %
1820143-09	Human Services Department	3300 Henry Avenue Operating Company, LP	\$250,000								
2120359	Computer and Information Svcs	Computer Aid	\$1,210,000								
TOTAL PPS LESS FEW OR NO/SOLE SOURCE			\$29,211,867			\$8,384,113	28.70%			\$3,095,359	0.11%
ADJUSTED PPS			\$2,938,795			\$8,384,113	31.91%			\$3,095,359	0.12%

OFFICE OF INSPECTOR GENERAL											
CONTRACT #	DESCRIPTION	VENDOR NAME	AMOUNT	MBE	MBE RACE	MBE \$	MBE %	WBE	WBE RACE	WBE \$	WBE %
2120249	General Consultant Services	H.J. Sweeney & Associates	\$71,500								
TOTAL PPS LESS FEW OR NO/SOLE SOURCE			\$71,500			\$0	0.00%			\$0	0.00%
ADJUSTED PPS			\$71,500			\$0	0.00%			\$0	0.00%

LAW DEPARTMENT											
CONTRACT #	DESCRIPTION	VENDOR NAME	AMOUNT	MBE	MBE RACE	MBE \$	MBE %	WBE	WBE RACE	WBE \$	WBE %
2120380	Legal Services	Pacifica Law Group, LLP	\$50,000								
2120313	Legal Services	Archer & Greiner Montgomery McCracken Walker & Rhoads, LLP	\$75,000	Archer & Greiner	Af American Male	\$75,000	100.00%				
2120303	Legal Services	Schnader, Harrison, Segal, Lewis, LLP	\$75,000	Wong Fleming, P. C.	Asian Female	\$9,900	30.00%				
2120298	Legal Services	Kaplan, Kirsch & Rockwell LLP	\$33,000								
2120296	Legal Services	Richard Feder, J.D.	\$33,000								
2120224	Legal Services	Hangley Aronchick Segal & Pudlin	\$50,000								
2120223	Legal Services	Center City Legal Reproductions, Inc.	\$250,000					Hangley Aronchick Segal & Pudlin	White Female	\$250,000	1.00%
2020280-01	General Consultant Services	Inc.	\$160,564					Target Office Products, Inc.	White Female	\$16,250	0.10%
2020262-02	Legal Services	Hangley Aronchick Segal & Pudlin	\$50,000								
2020111-01	Legal Services	Bradford A. Richman Esq.	\$66,000								
2020084-02	Legal Services	ANDRE C DASENT P C	\$200,000	ANDRE C DASENT P C	Af American Male	\$190,000	95.00%	GRIESING LAW, LLC	White Female	\$10,000	0.05%
1820389-03	Legal Services	Ballard Spahr LLP	\$300,000	Ahmad Zaffarese LLC	Af American Male	\$45,000	15.00%				
1820028-03	General Consultant Services	B&R Services for Professionals, Inc.	\$20,000					The MCS Group, Inc.	White Female	\$1,000	0.05%
1720459-04	Legal Services	Eckert Seamans Cherin & Mellott, LLC	\$50,000								
2120481	Legal Services	Richard Feder, J.D.	\$25,000								
2120461	General Consultant Services	Penn Center Advisors LLC	\$100,000	One Atlantic Valuations LLC	Af American Male	\$15,000	15.00%				
2120332	Legal Services	Alva & Shuttleworth, LLC	\$25,000								



LAW DEPARTMENT											
CONTRACT #	DESCRIPTION	VENDOR NAME	AMOUNT	MBE	MBE RACE	MBE \$	MBE %	WBE	WBE RACE	WBE \$	WBE %
2120223-01	Legal Services	Hangley Aronchick Segal & Pudlin	\$120,000					Hangley Aronchick Segal & Pudlin	White Female	\$120,000	1.00%
1920379-03	Legal Services	Marshall Dennehey Warner Coleman & Goggin	\$400,000	Marshall Dennehey, John Gonzales, Lead Attorney	Hispanic Male	\$360,000	90.00%	Marshall Dennehey, Ronda O'Donnell, Managing Partner	White Female	\$40,000	0.10%
1920323-02	General Consultant Services	Nicole Reid Johnson d/b/a NicJMDExams LLC	\$50,000								
1920187-04	Computer and Information Svcs	Acumen Group Incorporated	\$105,400	Montage Software Systems, Inc.	Hispanic Male	\$10,540	10.00%				
1820471-04	Legal Services	Cozen O'Connor	\$50,000								
1720599-04	Legal Services	Sharon Suleta, Esquire, LEED AP	\$200,000					Sharon Suleta, Esquire, LEED AP	White Female	\$200,000	1.00%
2020533-02	Legal Services	Langsam, Stevens, Silver & Hollaender LLP	\$125,000						White Female	\$125,000	1.00%
2020533-01	Legal Services	Langsam, Stevens, Silver & Hollaender, LLP	\$100,000					Langsam, Stevens Silver & Hollaender, Denise Kuestner, Billing Partner	White Female	\$100,000	1.00%
1820489-03	General Consultant	T2C Ltd d/b/a TimeCycle Inc.	\$10,000	Fast Lane Courier Service LLC	Af American Male	\$500	5.00%				
1720707-04	Legal Services	Stradley Ronon Stevens & Young, LLP	\$80,000					Stradley Ronon, Danielle Banks, Lead Attorney	White Female	\$56,000	0.70%
								Griesing Law, LLC	White Female	\$24,000	0.30%
2120223	Legal Services	Hangley Aronchick Segal & Pudlin	\$120,000					Hangley Aronchick Segal & Pudlin, Michele D. Hangley, Lead Attorney	White Female	\$120,000	1.00%
1920378-03	Legal Services	Bennett, Bricklin & Saltzburg LLC	\$125,000	Bennett, Bricklin & Saltzburg, Michele Turner, Originating Partner	Af American Female	\$106,250	85.00%	The MCS Group, Inc.	White Female	\$11,250	0.09%
				Advance Detective Bureau, T/A DO	Af American Male	\$1,250	1.00%	Strehlow & Associates, Inc.	White Female	\$2,750	0.03%
1920594-02	General Consultant	Epiq eDiscovery Solutions, Inc.	\$82,743	Fast Lane Courier Service LLC	Af American Male	\$1,250	1.00%				
2120224-01	Legal Services	Richard Feder, JD	\$5,000								
1920380-02	Legal Services	Archer & Greiner	\$360,000	Archer & Greiner, Carlton Johnson, Relationship Partner	Af American Male	\$324,000	90.00%				
				Wong Fleming, PC	Asian Female	\$36,000	10.00%				
1720707-05	Legal Services	Stradley Ronon Stevens & Young, LLP	\$160,000					Stradley Ronon, Danielle Banks, Lead Attorney	White Female	\$112,000	0.70%
								Griesing Law, LLC	White Female	\$48,000	0.30%
1920388-04	General Consultant	The Detectives, Private Investigators, Inc.	\$50,000	Alpha Office Supplies, LLC	Af American Male	\$7,500	15.00%	Saratoga Benefit Services, Inc.	White Female	\$5,000	0.10%
1920484-02	Legal Services	Dilworth Paxson, LLP	\$50,000	Ahmad Zaffarese, LLC	Af American Male	\$5,000	10.00%				
2120710	Legal Services	Holland & Knight, LLP	\$100,000	Holland & Knight, LLP, Kwamina Williford, Co-Lead Attorney	Af American Female	\$50,000	50.00%				
2020084-03	Legal Services	Andre C. Dasent, P.C.	\$160,000	Andre C. Dasent, P.C.	Af American Male	\$152,000	95.00%	Griesing Law, LLC	White Female	\$8,000	0.10%

LAW DEPARTMENT											
CONTRACT #	DESCRIPTION	VENDOR NAME	AMOUNT	MBE	MBE RACE	MBE \$	MBE %	WBE	WBE RACE	WBE \$	WBE %
TOTAL PPS LESS FEW OR NO/SOLE SOURCE			\$4,015,707			\$1,389,190	34.59%			\$1,249,250	0.31%
ADJUSTED PPS			\$4,015,707			\$1,389,190	34.59%			\$1,249,250	0.31%

FREE LIBRARY OF PHILADELPHIA											
CONTRACT #	DESCRIPTION	VENDOR NAME	AMOUNT	MBE	MBE RACE	MBE \$	MBE %	WBE	WBE RACE	WBE \$	WBE %
1820043-03	Computer and Information Svcs	VERIZON BUSINESS NETWORK SERVICES INC	\$860,938								
1920369-02	General Consultant Services	Copy Systems, Inc.	\$96,000								
TOTAL PPS LESS FEW OR NO/SOLE SOURCE			\$956,938			\$0	0.00%			\$0	0.00%
ADJUSTED PPS			\$860,938 \$96,000			\$0	0.00%			\$0	0.00%

DEPARTMENT OF LICENSES & INSPECTIONS											
CONTRACT #	DESCRIPTION	VENDOR NAME	AMOUNT	MBE	MBE RACE	MBE \$	MBE %	WBE	WBE RACE	WBE \$	WBE %
2020141-01	General Consultant Services	WESTCHESTER ENVIRONMENTAL, LLC	\$80,000	WESTCHESTER ENVIRONMENTAL, LLC	Asian Male	\$80,000	100.00%				
2020140-01	General Consultant Services	Batta Environmental Associates, Inc.	\$80,000	Batta Environmental Associates, Inc.	Asian Male	\$80,000	100.00%				
2020139-01	General Consultant Services	Synertech Incorporated USA	\$80,000								
2020138-01	General Consultant Services	Environmental Management Bell	\$80,000	Bell Environmental, LLC	Af American Male	\$7,155	8.94%				
2020137-01	General Consultant Services	Environmental, LLC	\$80,000	Bell Environmental, LLC	Af American Male	\$80,000	100.00%				
1920575-01	General Consultant Services	Building & Fire Code Academy	\$50,000								
2120759-01	General Consultant Services	Meira Consulting	\$75,000								
TOTAL PPS LESS FEW OR NO/SOLE SOURCE			\$525,000			\$247,155	47.08%			\$0	0.00%
ADJUSTED PPS			\$525,000			\$247,155	47.08%			\$0	0.00%

MANAGING DIRECTOR'S OFFICE											
CONTRACT #	DESCRIPTION	VENDOR NAME	AMOUNT	MBE	MBE RACE	MBE \$	MBE %	WBE	WBE RACE	WBE \$	WBE %
2020411-01	Architect and Engineer Svcs	Sabir, Richardson, & Weisberg Engineer. & Architecture, PLLC	\$500,000	Sabir, Richardson, & Weisberg Engineer. & Architecture, PLLC	Af American Female	\$0	0.00%	Salt Design Studio, LLC	White Female	\$0	0.00%
				Ian Smith Design Group	Af American Male	\$0	0.00%	Duffield Associates, Inc.	White Female		

MANAGING DIRECTOR'S OFFICE											
CONTRACT #	DESCRIPTION	VENDOR NAME	AMOUNT	MBE	MBE RACE	MBE \$	MBE %	WBE	WBE RACE	WBE \$	WBE %
2020276-02	Architect and Engineer Svcs	DIGroupArchitecture, LLC	\$1,000,000	GRANT ENGINEERING & CONSTRUCTION GROUP, LLC	Af American Male	\$0	0.00%	PROMATECH INC	White Female	\$0	0.00%
				KAKS & Company, LLC	Asian Female	\$0	0.00%				
				Rodriguez Consulting, LLC	Hispanic Male	\$0	0.00%				
					Hispanic Male	\$0	0.00%				
				Olaya Studio, LLC	Male	\$0	0.00%				
				Project Cost Associates Inc.	Af American Male	\$0	0.00%				
				DIGroupArchitecture, LLC	Af American Male	\$0	0.00%				
				DIGroupArchitecture, LLC	Af American Male	\$500,000	50.00%	PROMATECH INC	White Female	\$0	0.00%
				Sci-Tek Consultants, Inc.	Af American Male	\$0	0.00%	HUNT ENGINEERING CO	White Female	\$0	0.00%
								Tend Landscaping, Inc	White Female	\$0	0.00%
2020268-01	General Consultant Services	Montage Diversity Consultants, LLC	\$300,000	KS Engineers, P.C. Sabir, Richardson, & Weisberg Engineer. & Architecture, PLLC	Asian Male	\$0	0.00%				
					Af American Female	\$0	0.00%				
				Montage Diversity Consultants, LLC	Af American Male	\$0	0.00%				
				Jl Consulting Group LLC	Af American Male	\$0	0.00%				
2020254-01	Architect and Engineer Svcs	Digsau Architecture, PC	\$800,000	JMAR INSURANCE AGEEN	Af American Female	\$0	0.00%				
				David Mason & Associates, Inc.	Af American Male	\$96,026	12.00%	Daroff Design, Inc	White Female	\$5,600	0.00%
				NEST BUILDERS, INC.	Hispanic Male	\$152,000	19.00%	Cava Architects, llp	White Female	\$16,000	0.00%
				Dharam Lally and Smith, LLC	Asian Male	\$20,000	2.50%	Brightfields, Inc. Verde	White Female	\$16,000	0.00%
								Architecture Consulting LLC	White Female	\$8,000	0.00%
								Metropolitan Acoustics, LLC	White Female	\$4,000	0.00%
								The Lighting Practice Inc.	White Female	\$28,000	0.00%
								Ground Reconsidered, Inc	White Female	\$80,000	0.00%
								Verde Architecture Consulting LLC	White Female	\$8,000	0.05%
								Salt Design Studio, LLC	White Female	\$20,000	0.13%
2020248-01	Architect and Engineer Svcs	Kelly/Maiello, Inc.	\$400,000	Andropogon Associates, Ltd.	Hispanic Male	\$20,000	5.00%	HUNT ENGINEERING CO	White Female	\$60,000	0.40%
								Ground Reconsidered, Inc	White Female	\$20,000	0.13%
								Converse Winkler Architecture	White Female	\$500,000	0.00%
								Salt Design Studio, LLC	White Female	\$0	0.00%
2020247-02	Architect and Engineer Svcs	Converse Winkler Architecture	\$500,000	Batta Environmental Associates, Inc.	Asian Male	\$0	0.00%				
				Mark Ulrick Engineers, Inc.	Af American Male	\$0	0.00%				
				KS Engineers, P.C.	Asian Male	\$0	0.00%				
2020110-01	General Consultant Services	Statera Coaching and Leadership Consulting	\$130,000	CSA Central, Inc.	Hispanic Male	\$0	0.00%				
				Statera Coaching and Leadership Consulting	Hispanic Male	\$130,000	100.00%				
1920319-03	General Consultant Services	Maskar Design Inc	\$27,500					Maskar Design Inc	White Female	\$27,500	1.00%
1920151-03	Computer and Information Svcs	Omicron Technologies, inc.	\$280,902					Thomson Consulting	White Female	\$0	0.00%
1820254-04	Computer and Information Svcs	Cityspan Technologies Inc	\$232,000	Cityspan Technologies Inc	Asian Male	\$232,000	100.00%				

MANAGING DIRECTOR'S OFFICE											
CONTRACT #	DESCRIPTION	VENDOR NAME	AMOUNT	MBE	MBE RACE	MBE \$	MBE %	WBE	WBE RACE	WBE \$	WBE %
1820095-04	General Consultant Services	Geneva Worldwide, Inc.	\$109,106								
1820094-03	General Consultant Services	Language Line Services, Inc	\$257,800								
1820092-04	General Consultant Services	GLOBO Language Solutions LLC	\$400,000	GLOBO Language Solutions LLC	Hispanic Male	\$400,000	100.00%				
2120311	Architect and Engineer Svcs	David Mason & Associates, Inc.	\$500,000	David Mason & Associates, Inc.	Af American Male	\$260,000	52.00%	Octo Design Group Inc.	White Female	\$50,000	0.10%
				Rodriguez Consulting, LLC	Hispanic Male	\$50,000	10.00%	Ground Reconsidered, Inc	White Female	\$50,000	0.10%
2020411-02	Architect and Engineer Svcs	Sabir, Richardson, & Weisberg Engineer. & Architecture, PLLC	\$500,000	Sabir, Richardson, & Weisberg Engineer. & Architecture, PLLC	Af American Female	\$225,000	45.00%	Salt Design Studio, LLC	White Female	\$25,000	0.00%
				DIGroupArchitecture, LLC	Af American Male	\$25,000	5.00%	PROMATECH INC	White Female	\$5,000	0.00%
				Rodriguez Consulting, LLC	Hispanic Male	\$15,000	3.00%	Duffield Associates, LLC	White Female	\$15,000	0.00%
				Project Cost Associates Inc.	Af American Male	\$75,000	15.00%				
					Hispanic Male						
				Olaya Studio, LLC	Male	\$5,000	1.00%				
				KAKS & Company, LLC							
				Ian Smith Design Group	Asian Female	\$50,000	10.00%				
				GRANT ENGINEERING & CONSTRUCTION GROUP, LLC	Af American Male	\$15,000	3.00%				
2020408-02	Architect and Engineer Svcs	Meliora Environmental Design, LLC	\$500,000	Andropogon Associates, Ltd.	Hispanic Male	\$25,000	5.00%	Meliora Environmental Design, LLC	White Female	\$268,000	0.00%
				T.J. Grace Enterprise	Asian Female	\$15,000	3.00%				
				Kelly/Maiello, Inc.	Af American Male	\$8,000	1.60%	Skelly & Loy Salt Design Studio, LLC	White Female	\$50,000	0.00%
						\$15,000	3.00%			\$15,000	0.00%
				KS Engineers, P.C.	Asian Male			Quest Corporation of America, Inc.	White Female	\$8,000	0.00%
				Dawood Engineering, Inc.	Asian Male	\$10,000	2.00%			\$5,000	0.00%
						\$8,000	1.60%	PROMATECH INC	White Female	\$5,000	0.00%
				BFW Group, LLC	Af American Male	\$25,000	5.00%	GAI Construction Monitoring Services, Inc.	White Female	\$20,000	0.00%
								Cedarville Engineering Group, LLC	White Female	\$10,000	0.00%
2120526	General Consultant Services	Women in Dialogue	\$40,000								
2120483	General Consultant Services	Rhonda L. McKitten	\$98,546								
2020493-01	General Consultant Services	Community Capacity Builders	\$300,000	Community Capacity Builders	Af American Female	\$200,000	66.67%				
2020492-01	General Consultant Services	Interface Studio LLC	\$300,000	Retra Studio, LLC	Af American Female	\$25,000	8.33%	Hinge Collective LLC	White Female	\$20,000	0.00%
								Connect The Dots Insight LLC	White Female	\$20,000	0.00%
2020491-01	General Consultant Services	Portfolio Associates, Inc.	\$350,000	Portfolio Associates, Inc.	Af American Female	\$215,000	61.43%	Sage Communications Partners, LLC	White Female	\$65,000	0.19%
TOTAL PPS LESS FEW OR NO/SOLE SOURCE			\$7,525,854			\$3,000,026	39.86%			\$1,419,100	0.19%
ADJUSTED PPS			\$7,525,854			\$3,000,026	39.86%			\$1,419,100	0.19%

MAYOR'S OFFICE											
CONTRACT #	DESCRIPTION	VENDOR NAME	AMOUNT	MBE	MBE RACE	MBE \$	MBE %	WBE	WBE RACE	WBE \$	WBE %
1820286-03	General Consultant Services	Holland & Knight LLP	\$115,000								
1720640-04	General Consultant Services	Buchanan Ingersoll & Rooney P.C.	\$100,000								
2120459	General Consultant Services	Equity and Results Consulting LLC	\$200,000					Equity and Results Consulting LLC	White Female	\$200,000	1.00%
TOTAL PPS LESS FEW OR NO/SOLE SOURCE ADJUSTED PPS			\$415,000			\$0	0.00%			\$200,000	0.48%
			\$415,000			\$0	0.00%			\$200,000	0.48%

MAYOR OFFICE OF COMMUNITY SERVICES											
CONTRACT #	DESCRIPTION	VENDOR NAME	AMOUNT	MBE	MBE RACE	MBE \$	MBE %	WBE	WBE RACE	WBE \$	WBE %
2120495	General Consultant Services	ab+c Creative Intelligence	\$68,660	Community Marketing Concepts, Inc.	Af American Female	\$30,896	45.00%				
TOTAL PPS LESS FEW OR NO/SOLE SOURCE ADJUSTED PPS			\$68,660			\$30,896	45.00%			\$0	0.00%
			\$68,660			\$30,896	45.00%			\$0	0.00%

MAYOR OFFICE OF COMMUNITY SCHOOLS											
CONTRACT #	DESCRIPTION	VENDOR NAME	AMOUNT	MBE	MBE RACE	MBE \$	MBE %	WBE	WBE RACE	WBE \$	WBE %
2020351-02	General Consultant Services	District Management Group, LLC	\$247,000								
TOTAL PPS LESS FEW OR NO/SOLE SOURCE ADJUSTED PPS			\$247,000			\$0	0.00%			\$0	0.00%
			\$247,000			\$0	0.00%			\$0	0.00%

MAYOR OFFICE OF SUSTAINABILITY											
CONTRACT #	DESCRIPTION	VENDOR NAME	AMOUNT	MBE	MBE RACE	MBE \$	MBE %	WBE	WBE RACE	WBE \$	WBE %
2120328	General Consultant Services	Keystone Lighting Solutions, LLC	\$34,000								
2020266-01	General Consultant Services	SSM Group, Inc	\$250,000	Wright Commissioning, LLC	Hispanic Female	\$5,000	2.00%	Streamlight Design,LLC	White Female	\$46,000	0.00%
				David Chou and Associates, Inc.	Asian Male	\$10,000	4.00%	iSpring Associates	White Female	\$6,000	0.00%
				Arora Engineers, Inc	Asian Male	\$26,000	10.40%				
1820473-03	General Consultant Services	Michael S. Freeman d/b/a Emereld Energy Consulting, LLC	\$6,000								
TOTAL PPS LESS FEW OR NO/SOLE SOURCE			\$290,000			\$41,000	14.14%			\$52,000	0.18%
ADJUSTED PPS			\$290,000			\$41,000	14.14%			\$52,000	0.18%

OFFICE OF THE CHIEF ADMINISTRATIVE OFFICER											
CONTRACT #	DESCRIPTION	VENDOR NAME	AMOUNT	MBE	MBE RACE	MBE \$	MBE %	WBE	WBE RACE	WBE \$	WBE %
2020441-01	General Consultant Services	Career Concepts, Inc. dba CCI Consulting	\$500,000					Career Concepts, Inc. dba CCI Consulting	White Female	\$500,000	1.00%
2020440-01	General Consultant Services	Jane Hires Inc	\$500,000								
1920411-04	General Consultant Services	Philadelphia Occupational Health P.C.	\$300,000								
1820490-03	Computer and Information Svcs	Conduent State & Local Solutions, Inc.	\$5,449,000	PRWT	Af American Male	\$275,539	5.06%				
TOTAL PPS LESS FEW OR NO/SOLE SOURCE			\$6,749,000			\$275,539	4.08%			\$500,000	0.07%
ADJUSTED PPS			\$6,749,000			\$275,539	4.08%			\$500,000	0.07%



OFFICE OF INNOVATION & TECHNOLOGY											
CONTRACT #	DESCRIPTION	VENDOR NAME	AMOUNT	MBE	MBE RACE	MBE \$	MBE %	WBE	WBE RACE	WBE \$	WBE %
2120214	Computer and Information Svcs	Azavea, Inc	\$900,000	Tactile Design Group, LLC	Af American Male	\$33,528	3.73%	Maskar Design Inc	White Female	\$73,000	0.08%
				Rodriguez Consulting, LLC	Hispanic Male	\$33,900	3.77%				
2120034	Computer and Information Svcs	Fast Enterprises, LLC	\$28,600,021	Quinn David & Associates, LLC	Af American Male	\$1,716,001	6.00%	Momentum, Inc.	White Female	\$1,144,001	0.04%
2020376-01	Computer and Information Svcs	MTS Software Solutions Inc.	\$153,755								
2020190-01	Computer and Information Svcs	AskReply, Inc. dba B2Gnow	\$135,575								
2020173-01	Computer and Information Svcs	Yoh Services, LLC	\$586,000								
2020035-02	Computer and Information Svcs	Fairfax Imaging, Inc.	\$183,330								
1920239-02	Computer and Information Svcs	ELXSI d/b/a CUES	\$100,000								
1920056-02	Computer and Information Svcs	Partnership d/b/a Verizon Wireless	\$3,000,000	UTC Associates, Inc	Asian Male	\$0	0.00%				
				TKK Electronics, LLC	Hispanic Male	\$250,000	8.33%				
1820406-03	Computer and Information Svcs	Information Services Partner, Inc.	\$305,000	Pace Data Sytems, Inc.	Af American Male	\$0	0.00%				
				Connexus Technology, LLC	Af American Male	\$21,350	7.00%				
1820384-04	Computer and Information Svcs	Information Services Partner, Inc.	\$359,169	Pace Data Sytems, Inc.	Af American Male	\$2,290	0.64%				
1820313-05	Computer and Information Svcs	Data-Core Systems, Inc.	\$85,000								
1820219-03	Computer and Information Svcs	Spider Networks Inc	\$226,000	Parsetek, Inc.	Asian Female	\$203,400	90.00%				
1720727-03	Computer and Information Svcs	Tyler Technologies	\$260,000	UAO Enterprises	Af American Male	\$28,600	11.00%				
1620405-05	Computer and Information Svcs	Data-Core Systems, Inc.	\$107,688								
1620155-10	Computer and Information Svcs	Unitary	\$117,462								
		M F R Consultants Inc.	\$52,796	M F R Consultants Inc.	Af American Female	\$52,796	100.00%				
		Keystone Computer Associates, Inc.	\$209,918								
		Smart Information Management Systems Inc.	\$48,435	Smart Information Management Systems Inc.	Asian Female	\$48,435	100.00%				
		RADgov, Inc.	\$69,850	RADgov, Inc.	Asian Female	\$69,850	100.00%				
		GlobalPoint Inc.	\$949,679	GlobalPoint Inc.	Asian Female	\$949,679	100.00%				
		Powersolv, Inc	\$31,860	Powersolv, Inc	Asian Female	\$31,860	100.00%				
		EBA Engineering, Inc.	\$20,000	EBA Engineering, Inc.	Asian Male	\$20,000	100.00%				
1520549-08	Computer and Information Svcs	Cogsdale Corporation	\$38,590								
1520467-10	Computer and Information Svcs	Revenue Solutions, Inc.	\$277,079								
1520467-11	Computer and Information Svcs	Revenue Solutions, Inc.	\$92,889								
1420298-10	Computer and Information Svcs	AssetWorks Inc	\$219,717								
2120527	Computer and Information Svcs	Information Services Partner, Inc.	\$802,236	Pace Data Sytems, Inc.	Af American Male	\$93,120	11.61%	Wendy Miller	White Female	\$118,080	0.15%

OFFICE OF INNOVATION & TECHNOLOGY											
CONTRACT #	DESCRIPTION	VENDOR NAME	AMOUNT	MBE	MBE RACE	MBE \$	MBE %	WBE	WBE RACE	WBE \$	WBE %
2120367	Computer and Information Svcs	Revenue Solutions, Inc.	\$950,000								
2120319	Computer and Information Svcs	Tallan, Inc	\$670,280	Chiru Consulting LLC	Asian Female	\$67,000	10.00%				
2020465-01	Computer and Information Svcs	LockWorks LLC Johnson,	\$160,000								
2020435-01	Computer and Information Svcs	Mirmiran & Thompson Pictometry International Corp.	\$65,052								
2020422-01	Computer and Information Svcs	Information Consulting Services of Delaware Valley, Inc	\$9,500								
2020421-01	Computer and Information Svcs		\$604,000					Courtyard Consulting, LLC	White Female	\$160,543	0.27%
2020420-01	Computer and Information Svcs	Ecosave, Inc	\$35,327								
1920572-02	Computer and Information Svcs	Blue Heron Consulting	\$520,000								
1920558-02	Computer and Information Svcs	Data-Core Systems, Inc.	\$185,000								
1920550-02	Computer and Information Svcs	Novatti, Inc.	\$919,450								
1920483-02	Computer and Information Svcs	Novatti, Inc.	\$405,000								
1920394-02	Computer and Information Svcs	Michael Anthony Associates, Inc.	\$200,000								
1920389-02	Computer and Information Svcs	EMA Inc.	\$100,000	Onyx Spectrum Technology, Inc.	Af American Female	\$5,000	5.00%				
1820541-03	Computer and Information Svcs	Acclaim Systems Inc.	\$47,760	Acclaim Systems Inc.	Asian Male	\$47,760	100.00%				
1620405-06	Computer and Information Svcs	Data-Core Systems, Inc. Computerized	\$53,844								
1620341-05	Computer and Information Svcs	Facility Integration, LLC	\$113,368								
1520549-09	Computer and Information Svcs	Cogsdale Corporation	\$38,590								
1520467-12	Computer and Information Svcs	Revenue Solutions, Inc.	\$92,889								
1320681-07	Computer and Information Svcs	Computronix (U.S.A.), Inc.	\$1,508,389								
2020291	Computer and Information Svcs	UNITARY (IT Staff Augmentation)	\$497,541								
		Artech, LLC	\$100,000								
		CNC Consulting, Inc.	\$100,000								
		EBA Engineering, Inc.	\$639,000	EBA Engineering, Inc.	Asian Male	\$639,000	100.00%				
		MFR Consultants	\$377,024	M F R Consultants Inc.	Af American Female	\$377,024	100.00%				
		Judge Technical Services, Inc.	\$32,000								
		Modis	\$850,368								
		Momentum OHM Systems, Inc.	\$572,188					Momentum, Inc.	White Female	\$572,188	1.00%
			\$99,383	OHM Systems, Inc.	Asian Male	\$99,383	100.00%				
		Powersolv, Inc.	\$103,680	Powersolv, Inc	Asian Female	\$103,680	100.00%				
		RADgov, Inc.	\$260,000	RADgov, Inc.	Asian Female	\$260,000	100.00%				
		SHI International Corp	\$175,000	SHI International Corp	Asian Female	\$175,000	100.00%				

OFFICE OF INNOVATION & TECHNOLOGY											
CONTRACT #	DESCRIPTION	VENDOR NAME	AMOUNT	MBE	MBE RACE	MBE \$	MBE %	WBE	WBE RACE	WBE \$	WBE %
1320659-05	Computer and Information Svcs	Smart Information Mgmt Systems	\$1,058,013	Smart Information Mgmt Systems	Asian Female	\$1,058,013	100.00%				
		Solustaff	\$1,519,252								
		Tri-Force Consulting	\$3,566,551	Tri-Force Consulting	Asian Male	\$3,566,551	100.00%				
		Windows Management Experts	\$50,000								
		West Publishing Corporation	\$587,664								
1820387-03	Computer and Information Svcs	Unitary (Planning and Solutions Architect)	\$466,717								
		Deloitte Consulting	\$244,495								
		Gartner, Inc.	\$1,895,000					Momentum, Inc.	White Female	\$745,810	0.39%
		Plante Moran	\$804,620	Acclaim Systems Inc.	Asian Male	\$160,924	20.00%				
		Koryak Consulting	\$280,800	Koryak Consulting	Asian Male	\$280,800	100.00%				
		ISG Public Sector	\$148,120								
		Momentum, Inc.	\$160,248					Momentum, Inc.	White Female	\$160,248	1.00%
2120469	Computer and Information Svcs	Incapsulate, LLC	\$200,000	Incapsulate, LLC	Asian Female	\$200,000	100.00%				
2120319-01	Computer and Information Svcs	Tallan, Inc	\$250,000								
2020602-01	Computer and Information Svcs	Crown Castle Fiber, LLC	\$4,822,088					Comstar Supply, Inc.	White Female	\$864	0.00%
		SunGard									
2020490-01	Computer and Information Svcs	Availability Services LP	\$45,908								
2020291-01	Computer and Information Svcs	Unitary - IT Staff Aug	\$10,734,319								
		Powersolv, Inc	\$19,000	Powersolv, Inc	Asian Female	\$0	0.00%				
		Tri-Force Consulting, Inc.	\$3,294,015	Tri-Force Consulting, Inc.	Asian Male	\$0	0.00%				
		Solustaff	\$339,250					Q.E.D., Inc.	White Female	\$0	0.00%
		Smart Information Management Systems Inc.	\$279,792	Smart Information Management Systems Inc.	Asian Female	\$0	0.00%				
		EBA Engineering, Inc.	\$65,000	EBA Engineering, Inc.	Asian Male	\$0	0.00%				
		M F R Consultants Inc.	\$90,000	M F R Consultants Inc.	Af American Female	\$0	0.00%				
		Momentum, Inc.	\$33,500					Momentum, Inc.	White Female	\$0	0.00%
		OHM Systems, Inc.	\$18,940	OHM Systems, Inc.	Asian Male	\$0	0.00%				
		Transformacon, Inc.	\$1,184					Transformacon, Inc.	White Female	\$0	0.00%
		Modis	\$125,000								
2020035-03	Computer and Information Svcs	Fairfax Imaging, Inc.	\$230,218								
1920552-02	Computer and Information Svcs	Upland Software Inc.	\$110,000								
1820437-03	Computer and Information Svcs	Vesta Solutions, Inc.	\$1,963,238								
1720800-04	Computer and Information Svcs	Gartner Inc.	\$299,800								
1720645-05	Computer and Information Svcs	Mission Critical Partners, LLC	\$0								

OFFICE OF INNOVATION & TECHNOLOGY											
CONTRACT #	DESCRIPTION	VENDOR NAME	AMOUNT	MBE	MBE RACE	MBE \$	MBE %	WBE	WBE RACE	WBE \$	WBE %
1720439-05	Computer and Information Svcs	MetaSource Holdings, LLC	\$0								
1720267-03	Computer and Information Svcs	POWER Engineers, Inc.	\$0	EBA Engineering, Inc.	Asian Male	\$0	0.00%				
1620343-05	Computer and Information Svcs	Periscope Holdings, Inc	\$347,000	BT Consulting, LLC	Af American Male	\$0	0.00%	Contemporary Software Concepts of New Jersey, Inc.	White Female	\$0	0.00%
1620161-05	Computer and Information Svcs	Unisys Corporation	\$63,811	TreCom Systems Group, Inc.	Af American Male	\$0	0.00%	E & E IT Consulting Services, Inc.	White Female	\$0	0.00%
1520549-10	Computer and Information Svcs	Cogsdale Corporation	\$78,141								
TOTAL PPS LESS FEW OR NO/SOLE SOURCE			\$82,608,366			\$10,594,945	12.83%			\$2,974,734	0.04%
ADJUSTED PPS			\$21,065,012								
			\$61,543,354			\$10,594,945	17.22%			\$2,974,734	0.05%

PARKS & RECREATION											
CONTRACT #	DESCRIPTION	VENDOR NAME	AMOUNT	MBE	MBE RACE	MBE \$	MBE %	WBE	WBE RACE	WBE \$	WBE %
2120472	Architect and Engineer Svcs	Kelly/Maiello, Inc.	\$900,000	Kelly/Maiello, Inc.	Af American Male	\$900,000	100.00%				
2120428	Architect and Engineer Svcs	Pennoni Associates Inc.	\$450,000								
1820505-03	General Consultant Services	Johnson, Mirmiran & Thompson	\$9,468	Rodriguez Consulting, LLC	Hispanic Male	\$1,568	16.56%	Cedarville Engineering Group, LLC	White Female	\$276	0.03%
TOTAL PPS LESS FEW OR NO/SOLE SOURCE			\$1,359,468			\$901,568	66.32%			\$276	0.00%
ADJUSTED PPS			\$1,359,468			\$901,568	66.32%			\$276	0.00%

BOARD OF PENSION AND RETIREMENT											
CONTRACT #	DESCRIPTION	VENDOR NAME	AMOUNT	MBE	MBE RACE	MBE \$	MBE %	WBE	WBE RACE	WBE \$	WBE %
1920330-02	General Consultant Services	Jurisolutions, Inc.	\$50,000					Jurisolutions, Inc.	White Female	\$50,000	1.00%
2120116	General Consultant Services	MK Election Services, LLC	\$88,000								
2020133-01	General Consultant Services	Pension Benefit Information,LLC	\$12,500								
2020023-01	Accounting and Auditing Svcs	Cheiron, Inc.	\$350,000								
1720323-04	Accounting and Auditing Svcs	CliftonLarsonAllen LLP	\$92,500								
TOTAL PPS LESS FEW OR NO/SOLE SOURCE			\$593,000			\$0	0.00%			\$50,000	0.08%
ADJUSTED PPS			\$593,000			\$0	0.00%			\$50,000	0.08%

OFFICE OF PERSONNEL MANAGEMENT											
CONTRACT #	DESCRIPTION	VENDOR NAME	AMOUNT	MBE	MBE RACE	MBE \$	MBE %	WBE	WBE RACE	WBE \$	WBE %
1820396-04	General Consultant Services	Aon Consulting	\$265,000	Benefits Plus Consulting Group Inc.	Hispanic Female	\$3,000	1.13%				
2020175-01	Employee Fringe Benefits	ActiveHealth Management, Inc.	\$450,000	A Esteban & Co., Inc.	Hispanic Male	\$2,000	0.44%				
1820404-03	Employee Fringe Benefits	ComPsych Corporation	\$33,480								
1820397-04	General Consultant Services	Caremark, LLC	\$650,000								
1820396-05	General Consultant Services	Aon Consulting	\$250,000	Benefits Plus Consulting Group Inc.	Hispanic Female	\$50,000	20.00%				
TOTAL PPS LESS FEW OR NO/SOLE SOURCE			\$1,648,480			\$55,000	3.34%			\$0	0.00%
ADJUSTED PPS			\$1,648,480			\$55,000	3.34%			\$0	0.00%

DEPARTMENT OF PLANNING AND DEVELOPMENT											
CONTRACT #	DESCRIPTION	VENDOR NAME	AMOUNT	MBE	MBE RACE	MBE \$	MBE %	WBE	WBE RACE	WBE \$	WBE %
1920597-02	Architect and Engineer Svcs	Michael Baker International, Inc.	\$370,000								
1920077-02	Housing and Economic Dev	Tiger Productions	\$72,500					Tiger Productions	White Female	\$72,500	1.00%
1920077-03	Housing and Economic Dev	Tiger Productions	\$10,000					Tiger Productions	White Female	\$10,000	1.00%
TOTAL PPS LESS FEW OR NO/SOLE SOURCE			\$452,500			\$0	0.00%			\$82,500	0.18%
ADJUSTED PPS			\$452,500			\$0	0.00%			\$82,500	0.18%

POLICE DEPARTMENT											
CONTRACT #	DESCRIPTION	VENDOR NAME	AMOUNT	MBE	MBE RACE	MBE \$	MBE %	WBE	WBE RACE	WBE \$	WBE %
1920237-02	Computer and Information Svcs	Motorola Solutions, Inc.	\$120,121								
1920121-02	General Consultant Services	Drugscan, Inc.	\$200,000								
2020066-01	General Consultant Services	Omega Laboratories	\$40,000								
1820606-03	Computer and Information Svcs	Emelle Me, LLC	\$75,000	Prestige Concepts, LLC	Af American Female	\$3,750	5.00%				
1820393-03	General Consultant Services	Bode Cellmark Forensics, Inc.	\$800,000								
1720734-04	General Consultant Services	Harvey G. Doppelt, PhD	\$10,000								
1720743-03	General Consultant Services	Brook Crichlow, PhD	\$40,000								
1820606-02	General Consultant Services	Quakertown CVP, LLC	\$23,000								
1920559-01	General Consultant Services	James J. Hall Horseshoeing	\$35,000								

POLICE DEPARTMENT											
CONTRACT #	DESCRIPTION	VENDOR NAME	AMOUNT	MBE	MBE RACE	MBE \$	MBE %	WBE	WBE RACE	WBE \$	WBE %
1920565-01	General Consultant Services	Keystone Intelligence Network, Inc.	\$130,000								
1620372-03	General Consultant Services	Aspite Auto Auction	\$0	Norton Tow Squad Inc.	Af American Male	\$0	0.00%	Aspite Auto Auction	White Female	\$71,500	0.00%
1620367-03	General Consultant Services	Daves Delaware Valley Towing, Inc	\$0					Phoenix Energy/T/A Cardinal USA	White Female	\$4,618	0.00%
1620386-03	General Consultant Services	Freddie's Auto Parts, Inc	\$0					Phoenix Energy/T/A Cardinal USA	White Female	\$13,105	0.00%
1620406-03	General Consultant Services	Jamison's Philadelphia Towing	\$0					Phoenix Energy/T/A Cardinal USA	White Female	\$8,483	0.00%
1620368-03	General Consultant Services	Jim's Auto Recycling, Inc	\$0					Phoenix Energy/T/A Cardinal USA	White Female	\$1,461	0.00%
1620366-03	General Consultant Services	Joseph F Parente dba Morton Towing & Recovery	\$0					Phoenix Energy/T/A Cardinal USA	White Female	\$5,846	0.00%
1620371-03	General Consultant Services	Orthodox Auto Co, Inc	\$0	Greendog Recycling Inc,	Asian Male	\$0	0.00%	Phoenix Energy/T/A Cardinal USA	White Female	\$27,124	0.00%
1620365-03	General Consultant Services	Philadelphia Towing & Transport	\$0					Phoenix Energy/T/A Cardinal USA	White Female	\$10,232	0.00%
1620370-03	General Consultant Services	Steffa Metals Co, Inc	\$0					Phoenix Energy/T/A Cardinal USA	White Female	\$911	0.00%
2020648-01	General Consultant Services	National Institute on Race and Equity	\$620,400								
2020590	General Consultant Services	ANSI-ASQ National Accreditation Board, LLC	\$80,000								
2120389	General Consultant Services	Above All Salvage Inc.	\$0					Phoenix Energy/T/A Cardinal USA	White Female	\$4,727	0.00%
2120344	General Consultant Services	Steffa Metals Co, Inc	\$0					Phoenix Energy/T/A Cardinal USA	White Female	\$0	0.00%
2120343	General Consultant Services	S.P.P.T. Inc t/a Jamison's Philadelphia Towing	\$0	Naughton Energy Group	Native American Female	\$3,406	0.00%				
2120342	General Consultant Services	K & A Auto Salvage	\$0					Phoenix Energy/T/A Cardinal USA	White Female	\$1,357	0.00%
2120341	General Consultant Services	Jim's Auto Recycling, Inc	\$0					Phoenix Energy/T/A Cardinal USA	White Female	\$0	0.00%
2120340	General Consultant Services	Orthodox Auto Co, Inc	\$0					Phoenix Energy/T/A Cardinal USA	White Female	\$15,213	0.00%
2120339	General Consultant Services	Daves Delaware Valley Towing, Inc	\$0	Love Energy, LLC	Af American Male	\$1,620	0.00%				
2120338	General Consultant Services	Joseph F Parente dba Morton Towing & Recovery	\$0					Phoenix Energy/T/A Cardinal USA	White Female	\$2,114	0.00%
2120337	General Consultant Services	ASPITE INC Philadelphia	\$0					ASPITE INC Phoenix	White Female	\$23,000	0.00%
2120336	General Consultant Services	Towing & Transport	\$0					Phoenix Energy/T/A Cardinal USA	White Female	\$3,231	0.00%
2120335	General Consultant Services	Freddie's Auto Parts Inc	\$0					Phoenix Energy/T/A Cardinal USA	White Female	\$4,616	0.00%



POLICE DEPARTMENT											
CONTRACT #	DESCRIPTION	VENDOR NAME	AMOUNT	MBE	MBE RACE	MBE \$	MBE %	WBE	WBE RACE	WBE \$	WBE %
1920559-02	General Consultant Services	James J Hall Horseshoeing	\$35,000								
TOTAL PPS LESS FEW OR NO/SOLE SOURCE			\$2,208,521			\$8,776	0.40%			\$197,538	0.09%
ADJUSTED PPS			\$1,290,121 \$918,400			\$8,776	0.96%			\$197,538	0.22%
DEPARTMENT OF PRISONS											
CONTRACT #	DESCRIPTION	VENDOR NAME	AMOUNT	MBE	MBE RACE	MBE \$	MBE %	WBE	WBE RACE	WBE \$	WBE %
2120065	General Consultant Services	AmeriHealth Administrators, Inc.	\$80,400								
2020264-02	General Consultant Services	Artemisia Orchard	\$66,667								
1920011-07	General Consultant Services	U.S. Facilities, Inc.	\$13,053,673	U.S. Facilities, Inc.	Af American Male	\$13,053,672	100.00%				
1820057-05	General Consultant Services	GD Correctional, LLC	\$10,380,801	MIL RAY FOOD CO	Af American Female	\$2,139,483	20.61%	South Jersey Paper Products, Inc.	White Female	\$467,136	0.93%
								MIK Industries Inc.	White Female	\$178,342	0.36%
								Kegel's Produce, Inc.	White Female	\$570,944	1.14%
1820042-05	General Consultant Services	Centurion Detention Health Services, LLC	\$15,405,491	Hope Health Systems, Inc.	Af American Male	\$446,558	2.90%				
					Af American Female	\$297,704	1.93%				
1820041-07	General Consultant Services	Corizon Health Inc	\$47,767,275	Correctional Dental	Af American Male	\$2,762,400	5.78%	CLINICAL SOLUTIONS, LLC	White Female	\$2,929,017	0.00%
				Association GLOBAL DIAGNOSTIC SERVICES, INC.	Af American Male	\$108,033	0.23%	Etris Associates, Inc.	White Female	\$43,075	0.00%
				Timi Pharmaceuticals, inc.	Af American Female	\$5,445,442	11.40%				
				Quantum, Inc	Asian Female	\$9,996	0.02%				
TOTAL PPS LESS FEW OR NO/SOLE SOURCE			\$86,754,307			\$24,263,289	0.28%			\$4,188,514	0.05%
ADJUSTED PPS			\$86,754,307			\$24,263,289	0.28%			\$4,188,514	0.05%
PROCUREMENT DEPARTMENT											
CONTRACT #	DESCRIPTION	VENDOR NAME	AMOUNT	MBE	MBE RACE	MBE \$	MBE %	WBE	WBE RACE	WBE \$	WBE %
1520012-07	General Consultant Services	Bicycle Transit Systems, Inc.	\$80,000								
TOTAL PPS LESS FEW OR NO/SOLE SOURCE			\$80,000			\$0	0.00%			\$0	0.00%
ADJUSTED PPS			\$80,000			\$0	0.00%			\$0	0.00%
DEPARTMENT OF PUBLIC PROPERTY											
CONTRACT #	DESCRIPTION	VENDOR NAME	AMOUNT	MBE	MBE RACE	MBE \$	MBE %	WBE	WBE RACE	WBE \$	WBE %

2020540-02	General Consultant Services	Creative Budget Solutions, LLC	\$100,000								
2020012-02	General Consultant Services	Jones Lang LaSalle Americas, Inc.	\$17,083,915	Ingage Security, LLC	Af American Male	\$0	0.00%	Northeast Exterminators	White Female	\$32,604	0.00%
				SCOTLANDYARD SECURITY SVC	Af American Male	\$2,894,513	16.94%	The Sullivan Company	White Female	\$0	0.00%
				MJK ELECTRICAL CORP	Af American Male	\$0	0.00%	Allstar Elevator & Escalator Inspection Agency, Inc	White Female	\$0	0.00%
				Creative Management Technology, Inc.	Af American Male	\$4,445,824	26.02%	Diversified Chemical And Supply, Inc.	White Female	\$160,000	0.00%
								Advantage Building & Facility Services, LLC	White Female	\$0	0.00%
1920235-04	General Consultant Services	Duffield Associates, Inc.	\$1,000,000	WESTCHESTER ENVIRONMENTAL, LLC	Asian Male	\$100,000	10.00%	Duffield Associates, Inc.	White Female	\$890,000	0.00%
								CGC Geoservices, LLC	White Female	\$10,000	0.00%
1820261-01	Architect and Engineer Svcs	Professional Systems Engineering, LLC	\$150,667	Arora Engineers, Inc	Asian Male	\$150,667	100.00%				
1620432-03	Architect and Engineer Svcs	CICADA Architecture/Planning	\$52,629	Arora Engineers, Inc	Asian Male	\$12,755	24.23%	CICADA Architecture/Planning	White Female	\$11,130	0.21%
								Cedarville Engineering Group, LLC	White Female	\$4,325	0.08%
1820220-06	Architect and Engineer Svcs	Oxford Engineering Company	\$200,000	Sci-Tek Consultants, Inc.	Af American Male	\$10,000	5.00%				
				BT Consulting, LLC	Af American Male	\$10,000	5.00%				
1820599-01	Architect and Engineer Svcs	Converse Winkler Architecture	\$283,813	CSA Central, Inc.	Hispanic Male	\$2,040	0.72%	Converse Winkler Architecture	White Female	\$8,955	0.00%
								HUNT ENGINEERING CO	White Female	\$13,110	0.00%
1820559-03	General Consultant Services	Concordis Real Estate Advisors of PA-NJ-DE	\$80,000	Concordis Real Estate Advisors of PA-NJ-DE	Af American Male	\$80,000	100.00%				
1820435-03	Architect and Engineer Svcs	Kelly/Maiello, Inc.	\$700,000	Kelly/Maiello, Inc.	Af American Male	\$0	0.00%	HUNT ENGINEERING CO	White Female	\$0	0.00%
		KS Engineers, P.C.		KS Engineers, P.C.	Asian Male	\$0	0.00%	LISA ROTH LANDSCAPE	White Female	\$0	0.00%
								Cava Architects, Ilp	White Female	\$0	0.00%
								Tara Inglesby Design Group LLC	White Female	\$0	0.00%
1820192-04	Architect and Engineer Svcs	Blackney Hayes Architects	\$700,000	KS Engineers, P.C.	Asian Male	\$0	0.00%	HUNT ENGINEERING CO	White Female	\$0	0.00%
								DGW Electrical Engineering, Inc.	White Female	\$0	0.00%
TOTAL PPS LESS FEW OR NO/SOLE SOURCE			\$20,351,024			\$7,705,799	37.86%			\$1,130,124	0.06%
ADJUSTED PPS			\$20,351,024			\$7,705,799	37.86%			\$1,130,124	0.06%

DEPARTMENT OF RECORDS

CONTRACT #	DESCRIPTION	VENDOR NAME	AMOUNT	MBE	MBE RACE	MBE \$	MBE %	WBE	WBE RACE	WBE \$	WBE %
2120118	General Consultant Services	LRW Solutions Group, Inc.	\$75,000	LRW Solutions Group, Inc.	Af American Male	\$75,000	100.00%				
2020203-01	General Consultant Services	Azavea, Inc	\$36,000								
2120000	Computer and Information Svcs	Tyler Technologies	\$750,000	Connexus Technology, LLC	Af American Male	\$240,000	32.00%				
TOTAL PPS			\$861,000			\$315,000	36.59%			\$0	0.00%

DEPARTMENT OF RECORDS											
CONTRACT #	DESCRIPTION	VENDOR NAME	AMOUNT	MBE	MBE RACE	MBE \$	MBE %	WBE	WBE RACE	WBE \$	WBE %
LESS FEW OR NO/SOLE SOURCE											
ADJUSTED PPS			\$861,000			\$315,000	36.59%			\$0	0.00%

DEPARTMENT OF REVENUE											
CONTRACT #	DESCRIPTION	VENDOR NAME	AMOUNT	MBE	MBE RACE	MBE \$	MBE %	WBE	WBE RACE	WBE \$	WBE %
2120419	Legal Services	Linebarger Goggan Blair & Sampson, LLP	\$2,000,000	Lawton Associates, Inc.	Af American Female	\$360,000	18.00%				
				Linebarger Goggan Blair & Sampson, LLP	Af American Male	\$1,640,000	82.00%				
2120418	Legal Services	Goehring, Rutter & Boehm	\$2,000,000	Ahmad Zaffarese LLC	Af American Male	\$320,000	16.00%	OLSA Resources, Inc	White Female	\$80,000	0.00%
								Graphic Arts Incorporated	White Female	\$160,000	0.00%
1820257-03	General Consultant Services	Braille Works Int., Inc.	\$32,000					Braille Works Int., Inc.		\$32,000	1.00%
1820065-03	General Consultant Services	Vanguard Direct Inc.	\$60,000	East West Systems, Inc.	Asian Male	\$9,000	15.00%				
1820029-04	General Consultant Services	Goehring, Rutter & Boehm	\$2,000,000	Ahmad Zaffarese LLC	Af American Male	\$240,000	12.00%	Graphic Arts Incorporated	White Female	\$200,000	0.00%
1820031-03	General Consultant Services	AllianceOne Receivables Management, Inc.									
2020000-01	General Consultant Services	GSB&B LLC	\$50,000								
1820370-04	General Consultant Services	AAL Acquest Corp.	\$690,000								
1720458-05	Computer and Information Svcs	Vanguard Direct Inc.	\$0	East West Systems, Inc.	Asian Male	\$0	0.00%				
TOTAL PPS LESS FEW OR NO/SOLE SOURCE			\$6,832,000			\$2,569,000	37.60%			\$472,000	0.07%
ADJUSTED PPS			\$6,832,000			\$2,569,000	37.60%			\$472,000	0.07%

SINKING FUND COMMISSION											
CONTRACT #	DESCRIPTION	VENDOR NAME	AMOUNT	MBE	MBE RACE	MBE \$	MBE %	WBE	WBE RACE	WBE \$	WBE %
2120331	Accounting and Auditing Svcs	WithumSmith+Brown	\$25,700								
TOTAL PPS LESS FEW OR NO/SOLE SOURCE			\$25,700			\$0	0.00%			\$0	0.00%
ADJUSTED PPS			\$25,700			\$0	0.00%			\$0	0.00%

DEPARTMENT OF STREETS											
CONTRACT #	DESCRIPTION	VENDOR NAME	AMOUNT	MBE	MBE RACE	MBE \$	MBE %	WBE	WBE RACE	WBE \$	WBE %
2020445-01	General Consultant Services	The Nyman Group	\$30,000					The Nyman Group	White Female	\$30,000	1.00%
2020391-01	Streets FHWA	HDR Engineering Inc.	\$1,500,000	American Geotechnical & Environmental Services, Inc.	Asian Male	\$0	0.00%	Lotus Environmental Consulting, LLC	White Female	\$0	0.00%

DEPARTMENT OF STREETS											
CONTRACT #	DESCRIPTION	VENDOR NAME	AMOUNT	MBE	MBE RACE	MBE \$	MBE %	WBE	WBE RACE	WBE \$	WBE %
2020382-01	Streets FHWA	WSP USA Inc.	\$1,500,000	American Engineers Group, LLC	Asian Male	\$0	0.00%	Sowinski Sullivan Architects, PC	White Female	\$0	0.00%
				Drive Engineering Corp	Hispanic Male	\$0	0.00%	KMJ Consulting, Inc.	White Female	\$0	0.00%
				ALROWS, LLC	Af American Female	\$0	0.00%	HUNT ENGINEERING CO	White Female	\$0	0.00%
				Advanced Infrastructure Design, Inc.	Asian Female	\$0	0.00%				
				Malick & Scherer, P.C.	Asian Male	\$0	0.00%	MARINE SOLUTIONS, INC.	White Female	\$0	0.00%
				Drive Engineering Corp	Hispanic Male	\$0	0.00%	Ground Reconsidered, Inc	White Female	\$0	0.00%
				American Engineers Group, LLC	Asian Male	\$0	0.00%	Cedarville Engineering Group, LLC	White Female	\$0	0.00%
2020074-01	Architect and Engineer Svcs	Urban Engineers, Inc.	\$500,000	Rodriguez Consulting, LLC	Hispanic Male	\$75,000	15.00%	Lotus Environmental Consulting, LLC	White Female	\$0	0.00%
								Ground Reconsidered, Inc	White Female	\$30,000	0.00%
2120013	Architect and Engineer Svcs	Dawood Engineering, Inc.	\$1,500,000	Dawood Engineering, Inc.	Asian Male	\$1,350,000	90.00%	Fitzgerald & Halliday, Inc.	White Female	\$50,000	0.00%
1720454-04	General Consultant Services	Eforce Compliance	\$75,000					KMJ Consulting, Inc.	White Female	\$150,000	0.10%
1720315-04	General Consultant Services	Mid Atlantic Solid Waste Consultants, LLC	\$100,000	Niche Waste Reduction & NWAN Consulting group, Inc.	Af American Male	\$24,000	24.00%				
				M F R Consultants Inc.	Af American Female	\$5,000	5.00%				
1720290-04	General Consultant Services	LevLane Advertising, Inc.	\$200,000	Community Marketing Concepts, Inc.	Af American Female	\$30,000	15.00%	National Reprographics, Inc.	White Female	\$13,800	0.07%
				S C O O P S	Af American Female	\$0	0.00%				
1520490-06	Streets FHWA	Modjeski and Masters, Inc.	\$564,792	MALLIK ENGINEERING I	Asian Male	\$0	0.00%	Lotus Environmental Consulting, LLC	White Female	\$0	0.00%
				Malick & Scherer, P.C.	Asian Male	\$0	0.00%	Converse Winkler Architecture	White Female	\$0	0.00%
				Geo-Explorers, Inc.	Asian Male	\$0	0.00%	KMJ Consulting, Inc.	White Female	\$0	0.00%
				Andropogon Associates, Ltd.	Hispanic Male	\$0	0.00%	Arrow Land Solution, LLC	White Female	\$0	0.00%
2020528-01	Architect and Engineer Svcs	Michael Baker International, Inc.	\$1,500,000	American Engineers Group, LLC	Asian Male	\$150,000	10.00%	NTM Engineering, Inc.	White Female	\$45,000	0.00%
				Shaheed A. Smith Geospatial, LLC	Af American Male	\$105,000	7.00%	Lotus Environmental Consulting, LLC	White Female	\$15,000	0.00%
				SJH Engineering, PC	Asian Male	\$75,000	5.00%	KMJ Consulting, Inc.	White Female	\$105,000	0.00%
								Ground Reconsidered, Inc	White Female	\$15,000	0.00%

DEPARTMENT OF STREETS											
CONTRACT #	DESCRIPTION	VENDOR NAME	AMOUNT	MBE	MBE RACE	MBE \$	MBE %	WBE	WBE RACE	WBE \$	WBE %
2020317-02	Architect and Engineer Svcs	Bohler Engineering PA, LLC	\$300,000	David Chou and Associates, Inc. DIGroupArchitecture, LLC	Asian Male Af American Male	\$60,000 \$45,000	20.00% 15.00%				
1920480-02	Streets FHWA	Urban Engineers, Inc.	\$1,000,000	TechniQuest Corporation	Asian Male	\$541,839	54.18%	JBC ASSOCIATES INC SP Engineering, Inc.	White Female	\$50,000	0.05%
1920376-03	Streets FHWA	Johnson, Mirmiran & Thompson	\$1,000,000	Malick & Scherer, P.C.	Af American Female Asian Male	\$50,000 \$150,000	5.00% 15.00%	PROMATECH INC KMJ Consulting, Inc.	White Female	\$150,000	0.15%
1820360-03	Architect and Engineer Svcs	WSP USA Inc.	\$750,000	NSPIREGREEN, LLC	Af American Female	\$20,000	2.00%	CC Contracting & Construction Corp	White Female	\$50,000	0.13%
2120598	General Consultant Services	Octo Design Group Inc.	\$100,000	MEE Productions Inc	Af American Female	\$112,000	14.93%	Toole Design Group LLC KMJ Consulting, Inc.	White Female	\$30,000	0.08%
2120584	General Consultant Services	LevLane Advertising, Inc.	\$100,000	AEC Partners LLC Community Marketing Concepts, Inc.	Af American Female	\$25,000	25.00%	CC Contracting & Construction Corp	White Female	\$173,100	0.43%
2120568	General Consultant Services	Mid Atlantic Solid Waste Consultants, LLC	\$50,000	Niche Waste Reduction &	Af American Male	\$112,000	14.93%	Toole Design Group LLC KMJ Consulting, Inc.	White Female	\$97,500	0.00%
2020530-01	Architect and Engineer Svcs	Gannett Fleming Inc	\$745,890	Drive Engineering Corp	Af American Male	\$25,000	25.00%	Octo Design Group Inc.	White Female	\$40,000	0.00%
2020526-01	Architect and Engineer Svcs	Gannett Fleming Inc	\$100	SJH Engineering, PC Portfolio Associates, Inc.	Af American Female	\$35,000	35.00%	National Reprographics, Inc.	White Female	\$6,000	0.51%
2020525-01	Architect and Engineer Svcs	Traffic Planning and Design, Inc.	\$599,996	Navarro & Wright Consulting Engineers, Inc.	Af American Female	\$15,000	15.00%	Graphic Arts Incorporated	White Female	\$4,000	0.34%
				Portfolio Associates, Inc.	Af American Female	\$15,859	31.72%	iSpring Associates Envision Consultants, LTD.	White Female	\$3,776	0.08%
				Drive Engineering Corp	Hispanic Male	\$105,000	14.08%				
				PARADIGM ARCHITECTURE, LLC.	Asian Female	\$105,000	14.08%				
				Navarro & Wright Consulting Engineers, Inc.	Hispanic Male	\$105,000	14.08%				
				Portfolio Associates, Inc.	Af American Female	\$0	0.00%	Envision Consultants, LTD.	White Female	\$0	0.00%
				Drive Engineering Corp	Hispanic Male	\$0	0.00%	HUNT ENGINEERING CO	White Female	\$0	0.00%
				PARADIGM ARCHITECTURE, LLC.	Asian Female	\$0	0.00%				
				Navarro & Wright Consulting Engineers, Inc.	Hispanic Male	\$0	0.00%				
				Portfolio Associates, Inc.	Af American Female	\$0	0.00%	PROMATECH INC	White Female	\$0	0.00%
				Kelly/Maiello, Inc.	Af American Male	\$0	0.00%				
				American Engineers Group, LLC	Asian Male	\$0	0.00%				
TOTAL PPS LESS FEW OR NO/SOLE SOURCE			\$12,115,777			\$3,318,698	27.39%			\$1,163,176	0.10%
ADJUSTED PPS			\$12,115,777			\$3,318,698	27.39%			\$1,163,176	0.10%

WATER DEPARTMENT											
CONTRACT #	DESCRIPTION	VENDOR NAME	AMOUNT	MBE	MBE RACE	MBE \$	MBE %	WBE	WBE RACE	WBE \$	WBE %
2120302	Accounting and Auditing Svcs	James O'Shaughnessy	\$34,000								
2120269	Architect and Engineer Svcs	Brown and Caldwell	\$3,000,000	D'Huy Engineering, Inc.	Pacific Islander Male	\$127,200	4.24%	Envision Consultants, LTD.	White Female	\$71,700	0.02%
				CSA Central, Inc.	Hispanic Male	\$248,100	8.27%				
				Kelly/Maiello, Inc.	Af American Male	\$353,700	11.79%				
2120180	General Consultant Services	GreenTreks Network, Inc.	\$65,000	Maria Erades	Hispanic Female	\$22,750	35.00%	Valerie Keller	White Female	\$8,450	0.13%
2120163	General Consultant Services	Louis Cook Design	\$95,000								
2120120	General Consultant Services	CSL Services, Inc.	\$175,000	Sci-Tek Consultants, Inc.	Af American Male	\$21,000	12.00%	TFE Resources, Ltd.	White Female	\$17,500	0.00%
2120083	Architect and Engineer Svcs	AECOM Technical Services, Inc.	\$300,000					ANDRIS Consulting	White Female	\$90,000	0.30%
2120041	Architect and Engineer Svcs	EASTERN ENGINEERING	\$286,000	EASTERN ENGINEERING	Asian Male	\$286,000	100.00%				
2120040	General Consultant Services	Vieux & Associates, Inc.	\$75,000								
2120033	General Consultant Services	Mirmiran & Thompson	\$500,000	Sci-Tek Consultants, Inc.	Af American Male	\$40,000	8.00%	NTM Engineering, Inc.	White Female	\$40,000	0.00%
								Cedarville Engineering Group, LLC	White Female	\$40,000	0.00%
2120012	Architect and Engineer Svcs	Keystone Engineering Group, Inc.	\$425,000	ADCON CONSULTANTS INC	Af American Male	\$0	0.00%	Converse Winkler Architecture	White Female	\$0	0.00%
				TRANS-PACIFIC ENGINEERING	Pacific Islander Male	\$0	0.00%	HUNT ENGINEERING CO	White Female	\$0	0.00%
2020419-01	General Consultant Services	Blake & Barancik Design Group Inc.	\$40,000					Blake & Barancik Design Group Inc.	White Female	\$40,000	1.00%
2020393-01	General Consultant Services	Echologics, LLC	\$165,000								
2020329-01	General Consultant Services	Whitman, Requardt and Associates, LLP	\$282,500	TRANS-PACIFIC ENGINEERING G & C	Pacific Islander Male	\$16,950	6.00%	ED3 Consultants, Inc.	White Female	\$16,950	0.02%
				Environmental Services	Af American Female	\$5,650	2.00%	HUNT ENGINEERING CO	White Female	\$19,775	0.03%
				Shah & Associates, Inc.	Asian Male	\$19,775	7.00%				
2020311-01	General Consultant Services	Sandy Sorlien	\$34,000					Sandy Sorlien	White Female	\$34,000	1.00%
2020310-01	General Consultant Services	D. Kerry Laycock, LLC	\$34,000								
2020309-01	General Consultant Services	Karen Friedman Enterprises	\$60,000					Karen Friedman Enterprises	White Female	\$60,000	1.00%
2020296-01	General Consultant Services	Pure Technologies US Inc	\$635,000								
2020257-01	Architect and Engineer Svcs	Keystone Engineering Group, Inc.	\$750,000	ADCON CONSULTANTS INC	Af American Male	\$37,500	5.00%	Converse Winkler Architecture	White Female	\$7,500	0.00%
				Rodriguez Consulting, LLC	Hispanic Male	\$37,500	5.00%	Duffield Associates, LLC	White Female	\$7,500	0.00%
				TRANS-PACIFIC ENGINEERING	Pacific Islander Male	\$37,500	5.00%	HUNT ENGINEERING CO	White Female	\$60,000	0.00%



WATER DEPARTMENT											
CONTRACT #	DESCRIPTION	VENDOR NAME	AMOUNT	MBE	MBE RACE	MBE \$	MBE %	WBE	WBE RACE	WBE \$	WBE %
2020177-01	General Consultant Services	Cornwell Engineering Group	\$100,000								
2020146-01	General Consultant Services	Tookany/Tacony-Frankford Watershed Partnership, Inc.	\$215,000								
2020105-01	Architect and Engineer Svcs	HDR Engineering Inc.	\$1,500,000	D'Huy Engineering, Inc.	Pacific Islander Male	\$180,000	12.00%	Advantus Engineers, LLC	White Female	\$60,000	0.00%
				Sci-Tek Consultants, Inc.	Af American Male	\$120,000	8.00%	CH Planning, Ltd	White Female	\$45,000	0.00%
								Envision Consultants, LTD.	White Female	\$75,000	0.00%
2020104-01	Architect and Engineer Svcs	Hazen and Sawyer	\$1,500,000	American Engineers Group, LLC	Asian Male	\$30,000	2.00%	Meliora Environmental Design, LLC	White Female	\$30,000	0.00%
				Arora Engineers, Inc	Asian Male	\$45,000	3.00%	Duffield Associates, Inc.	White Female	\$90,000	0.00%
				D'Huy Engineering, Inc.	Pacific Islander Male	\$60,000	4.00%	Viridian Landscape Studio LLC	White Female	\$30,000	0.00%
				KS Engineers, P.C.	Asian Male	\$60,000	4.00%				
				SAVIN ENGINEERS P C	Asian Male	\$30,000	2.00%				
2020103-01	Architect and Engineer Svcs	Whitman, Requardt and Associates, LLP	\$1,750,000	Shah & Associates, Inc.	Asian Male	\$157,500	9.00%	HUNT ENGINEERING CO	White Female	\$140,000	0.00%
				G & C Environmental Services	Af American Female	\$35,000	2.00%	Skelly & Loy	White Female	\$0	0.00%
				SAVIN ENGINEERS P C	Asian Male	\$17,500	1.00%	T.J. Grace Enterprise	White Female	\$17,500	0.00%
				TRANS-PACIFIC ENGINEERING	Pacific Islander Male	\$87,500	5.00%	Cedarville Engineering Group, LLC	White Female	\$52,500	0.00%
2020090-01	Architect and Engineer Svcs	Arcadis US, Inc.	\$1,750,000	Rodriguez Consulting, LLC	Hispanic Male	\$35,000	2.00%	Nasco Construction Services	White Female	\$17,500	0.02%
				D'Huy Engineering, Inc.	Pacific Islander Male	\$70,000	4.00%	Skelly & Loy	White Female	\$35,000	0.04%
				Anchor Consultants, LLC	Asian Male	\$35,000	2.00%	HUNT ENGINEERING CO	White Female	\$70,000	0.07%
				Dawood Engineering, Inc.	Asian Male	\$35,000	2.00%	Enviroace LLC	White Female	\$35,000	0.04%
				CSA Central, Inc.	Hispanic Male	\$52,500	3.00%	CH Planning, Ltd	White Female	\$35,000	0.04%
				AMERICAN GEOTECH INC	Asian Female	\$35,000	2.00%				
2020067-01	General Consultant Services	CMC Energy Services Inc.	\$700,000					CMC Energy Services Inc.	White Female	\$700,000	0.00%
2020065-01	General Consultant Services	WOODS HOLE GROUP, INC.	\$1,950,000	Sci-Tek Consultants, Inc.	Af American Male	\$370,500	19.00%	Sage Services LLC	White Female	\$173,550	0.09%
2020064-01	Architect and Engineer Svcs	Gannett Fleming Inc	\$1,500,000	D'Huy Engineering, Inc.	Pacific Islander Male	\$150,000	10.00%	HUNT ENGINEERING CO	White Female	\$150,000	0.00%
				CSA Central, Inc.	Hispanic Male	\$75,000	5.00%				
				C.C. Johnson and Malhotra, P.C.	Asian Male	\$75,000	5.00%				
2020056-01	Architect and Engineer Svcs	Ground Reconsidered, Inc	\$750,000	KS Engineers, P.C.	Asian Male	\$187,500	25.00%	Ground Reconsidered, Inc	White Female	\$525,000	0.00%

WATER DEPARTMENT											
CONTRACT #	DESCRIPTION	VENDOR NAME	AMOUNT	MBE	MBE RACE	MBE \$	MBE %	WBE	WBE RACE	WBE \$	WBE %
2020055-01	Architect and Engineer Svcs	Hazen and Sawyer	\$1,750,000	American Engineers Group, LLC	Asian Male	\$35,000	2.00%	Duffield Associates, Inc.	White Female	\$37,500	0.00%
				Rodriguez Consulting, LLC	Hispanic Male	\$70,000	4.00%	Duffield Associates, Inc.	White Female	\$52,500	0.03%
				KS Engineers, P.C.	Asian Male	\$70,000	4.00%				
				Dawood Engineering, Inc.	Asian Male	\$70,000	4.00%				
				Andropogon Associates, Ltd.	Hispanic Male	\$17,500	1.00%				
				Chiru Consulting LLC	Asian Female	\$35,000	2.00%				
2020050-01	Architect and Engineer Svcs	AKRF, Inc.	\$1,750,000	KS Engineers, P.C.	Asian Male	\$87,500	5.00%	HUNT ENGINEERING CO	White Female	\$87,500	0.00%
				Dawood Engineering, Inc.	Asian Male	\$87,500	5.00%	Duffield Associates, Inc.	White Female	\$87,500	0.00%
				Chiru Consulting LLC	Asian Female	\$87,500	5.00%				
2020046-01	Architect and Engineer Svcs	ATC Group Services	\$1,250,000	TRANS-PACIFIC ENGINEERING	Pacific Islander Male	\$62,500	5.00%	HUNT ENGINEERING CO	White Female	\$87,500	0.00%
				Arora Engineers, Inc	Asian Male	\$12,500	1.00%	DGW Electrical Engineering, Inc.	White Female	\$62,500	0.00%
				Sci-Tek Consultants, Inc.	Af American Male	\$125,000	10.00%				
2020045-01	Architect and Engineer Svcs	Burns Engineering, Inc.	\$1,250,000	WFT ENGINEERING, INC.	Af American Male	\$25,000	2.00%	T.J. Grace Enterprise	White Female	\$37,500	0.00%
				Mark Ulrick Engineers, Inc.	Af American Male	\$37,500	3.00%	PROMATECH INC	White Female	\$37,500	0.00%
				Malick & Scherer, P.C.	Asian Male	\$50,000	4.00%	HUNT ENGINEERING CO	White Female	\$25,000	0.00%
				Batta Environmental Associates, Inc.	Asian Male	\$37,500	3.00%	Envision Consultants, LTD.	White Female	\$12,500	0.00%
2020044-01	Architect and Engineer Svcs	NV5, Inc.	\$1,000,000	Arora Engineers, Inc	Asian Male	\$50,000	4.00%	Converse Winkler Architecture	White Female	\$37,500	0.00%
				Rodriguez Consulting, LLC	Hispanic Male	\$200,000	20.00%	Duffield Associates, Inc.	White Female	\$50,000	0.05%
2020037-01	Architect and Engineer Svcs	Mott MacDonald, LLC	\$1,900,000	Rodriguez Consulting, LLC	Hispanic Male	\$57,000	3.00%	OLIN Partnership Ltd	White Female	\$19,000	0.00%
2020036-01	Architect and Engineer Svcs	ADCON CONSULTANTS INC	\$750,000	Chiru Consulting LLC	Asian Female	\$133,000	7.00%	HUNT ENGINEERING CO	White Female	\$38,000	0.00%
				AMERICAN GEOTECH INC	Asian Female	\$38,000	2.00%	Duffield Associates, Inc.	White Female	\$57,000	0.00%
								CH Planning, Ltd	White Female	\$133,000	0.00%
				ADCON CONSULTANTS INC	Af American Male	\$675,000	90.00%	Converse Winkler Architecture	White Female	\$75,000	0.10%
				Navarro & Wright Consulting Engineers, Inc.	Hispanic Male	\$100,000	8.00%				
2020034-01	Architect and Engineer Svcs	Ramboll Americas Engineering Solutions, Inc.	\$1,250,000		Af American Male	\$12,500	1.00%	Skelly & Loy JERSEY BORING AND DRILLING COMPANY, INC.	White Female	\$12,500	0.08%
				CMTS AMERICAN GEOTECH INC	Asian Female	\$87,500	7.00%	JBC ASSOCIATES INC	White Female	\$6,250	0.04%
									White Female	\$6,250	0.04%

WATER DEPARTMENT											
CONTRACT #	DESCRIPTION	VENDOR NAME	AMOUNT	MBE	MBE RACE	MBE \$	MBE %	WBE	WBE RACE	WBE \$	WBE %
2020032-01	Architect and Engineer Svcs	CDM Smith, Inc.	\$1,000,000	Sci-Tek Consultants, Inc.	Af American Male	\$30,000	3.00%	Hydro-Marine Construction Company, Inc.	White Female	\$25,000	0.17%
								HUNT ENGINEERING CO	White Female	\$25,000	0.17%
								Envision Consultants, LTD.	White Female	\$12,500	0.08%
								Converse Winkler Architecture	White Female	\$12,500	0.08%
								Chemtech Consulting Group, Inc.	White Female	\$12,500	0.08%
								J&M Preservation Studio, LLC	White Female	\$12,500	0.08%
2020026-02	Architect and Engineer Svcs	Brown and Caldwell	\$2,000,000	R2T, Inc.	Af American Female	\$360,000	18.00%	HUNT ENGINEERING CO	White Female	\$100,000	0.00%
								Duffield Associates, LLC	White Female	\$20,000	0.00%
2020025-02	Architect and Engineer Svcs	Johnson, Mirmiran & Thompson	\$1,250,000	Shah & Associates, Inc.	Asian Male	\$62,500	5.00%	HUNT ENGINEERING CO	White Female	\$200,000	10.53%
								Duffield Associates, LLC	White Female	\$20,000	1.05%
								TFE Resources, Ltd.	White Female	\$25,000	0.00%
								Envision Consultants, LTD.	White Female	\$62,500	0.00%
2020024-01	Architect and Engineer Svcs	Greeley & Hansen	\$1,750,000	KS Engineers, P.C.	Asian Male	\$25,000	2.00%	CSA Central, Inc.	White Female	\$62,500	0.00%
								TRANS-PACIFIC ENGINEERING	White Female	\$62,500	0.00%
								Rodriguez Consulting, LLC	White Female	\$52,500	3.00%
								Kelly/Maiello, Inc.	Hispanic Male	\$17,500	1.00%
								D'Huy Engineering, Inc.	Af American Male	\$17,500	1.00%
								Batta Environmental Associates, Inc.	White Female	\$17,500	1.00%
								Arora and Associates, P.C.	White Female	\$17,500	1.00%
								Arora Engineers, Inc	White Female	\$17,500	1.00%
								ADCON CONSULTANTS INC	Asian Male	\$87,500	5.00%
								Rodriguez Consulting, LLC	Af American Male	\$17,500	1.00%
2020020-01	Architect and Engineer Svcs	AKRF, Inc.	\$300,000	KS Engineers, P.C.	Hispanic Male	\$12,000	4.00%	HUNT ENGINEERING CO	White Female	\$6,000	0.00%
								Dawood Engineering, Inc.	White Female	\$9,000	3.00%
								Chiru Consulting LLC	White Female	\$24,000	8.00%
								Sci-Tek Consultants, Inc.	White Female	\$24,000	8.00%
2020019-02	Architect and Engineer Svcs	Maser Consulting, P.A.	\$1,800,000	Sci-Tek Consultants, Inc.	Af American Male	\$18,000	1.00%	Skelly & Loy	White Female	\$18,000	0.00%

WATER DEPARTMENT											
CONTRACT #	DESCRIPTION	VENDOR NAME	AMOUNT	MBE	MBE RACE	MBE \$	MBE %	WBE	WBE RACE	WBE \$	WBE %
2020018-01	Architect and Engineer Svcs	T&M Associates	\$600,000	Rodriguez Consulting, LLC	Hispanic Male	\$90,000	5.00%	Delaware Valley Data Collection, LLC	White Female	\$162,000	0.00%
				KS Engineers, P.C.	Asian Male	\$108,000	6.00%				
				Chiru Consulting LLC	Asian Female	\$90,000	5.00%				
				Shaheed A. Smith Geospatial, LLC	Af American Male	\$36,000	6.00%				
				Rodriguez Consulting, LLC	Hispanic Male	\$48,000	8.00%				
				Chiru Consulting LLC	Asian Female	\$60,000	10.00%				
2020017-02	Architect and Engineer Svcs	Pennoni Associates Inc.	\$1,800,000	Shaheed A. Smith Geospatial, LLC	Af American Male	\$126,000	7.00%	Skelly & Loy HUNT ENGINEERING CO	White Female	\$72,000	0.00%
				Rodriguez Consulting, LLC	Hispanic Male	\$144,000	8.00%		White Female	\$108,000	0.00%
2020016-01	Architect and Engineer Svcs	KS Engineers, P.C.	\$600,000	KS Engineers, P.C.	Asian Male	\$534,000	89.00%	Skelly & Loy Delaware Valley Data Collection, LLC	White Female	\$18,000	0.00%
									White Female	\$48,000	0.00%
2020015-01	Architect and Engineer Svcs	Rummel, Klepper & Kahl, LLP	\$300,000	Sci-Tek Consultants, Inc.	Af American Male	\$15,000	5.00%	HUNT ENGINEERING CO	White Female	\$0	0.00%
				Navarro & Wright Consulting Engineers, Inc.	Hispanic Male	\$15,000	5.00%		Duffield Associates, Inc.	White Female	\$30,000
				KS Engineers, P.C.	Asian Male	\$15,000	5.00%				
2020013-01	General Consultant Services	Fairmount Park Conservancy	\$138,470								
2020011-02	Architect and Engineer Svcs	Mott MacDonald, LLC	\$1,800,000	Rodriguez Consulting, LLC	Hispanic Male	\$90,000	5.00%	OLIN Partnership Ltd HUNT ENGINEERING CO	White Female	\$18,000	0.00%
				Chiru Consulting LLC	Asian Female	\$180,000	10.00%		White Female	\$72,000	0.00%
									White Female	\$90,000	0.00%
2020008-02	Architect and Engineer Svcs	Rodriguez Consulting, LLC	\$1,200,000	Rodriguez Consulting, LLC	Hispanic Male	\$1,080,000	90.00%	Skelly & Loy NTCOM International, Inc.	White Female	\$12,000	0.00%
									White Female	\$108,000	0.00%
2020005-01	Architect and Engineer Svcs	D&B/Guarino Engineers, LLC	\$1,300,000	Rodriguez Consulting, LLC	Hispanic Male	\$195,000	15.00%				
				Chiru Consulting LLC	Asian Female	\$130,000	10.00%				
1920684-02	General Consultant Services	Johnson, Mirmiran & Thompson	\$1,100,000	CMTS American Engineers Group, LLC	Af American Male	\$88,000	8.00%	Cedarville Engineering Group, LLC	White Female	\$187,000	3.74%
1920683-02	General Consultant Services	Pennoni Associates Inc.	\$950,000	Navarro & Wright Consulting Engineers, Inc.	Asian Male	\$118,750	12.50%	JBC ASSOCIATES INC	White Female	\$118,750	0.13%
1920429-02	General Consultant Services	Eurofins Eaton Analytical LLC	\$60,000					MJ Reider Associates, Inc. HAMPTON-CLARKE INC	White Female	\$0	0.00%
									White Female	\$0	0.00%
1920356-02	General Consultant Services	Arcadis US, Inc.	\$800,000	The Meridian Group, Ltd.	Af American Male	\$52,000	6.50%	Sycamore Advisors, LLC	White Female	\$66,400	0.00%

WATER DEPARTMENT											
CONTRACT #	DESCRIPTION	VENDOR NAME	AMOUNT	MBE	MBE RACE	MBE \$	MBE %	WBE	WBE RACE	WBE \$	WBE %
1920355-02	General Consultant Services	Black & Veatch Management Consulting, LLC.	\$800,000	Retra Studio, LLC Kash Srinivasan Group, LLC Holmes & Company LLC S O A, LLC d/b/a SOA Financial	Af American Female	\$47,840	5.98%	Slice Communications, LLC	White Female	\$44,800	0.00%
								MONDRE ENERGY INC	White Female	\$29,200	0.32%
								K Bealer Consulting Inc.	White Female	\$13,600	0.15%
1920354-02	General Consultant Services	Raftelis Financial Consultants, Inc.	\$800,000	PEER Consultants, P.C. Nicole M. Harrell, CPA, LLC AEG	Af American Male	\$72,000	9.00%	Miitek, Inc.	White Female	\$160,000	0.00%
1920313-02	Architect and Engineer Svcs	Duffield Associates, LLC	\$150,000	(Engineering Group, P.C.)	Asian Male	\$30,000	20.00%	Duffield Associates, LLC	White Female	\$67,500	0.00%
								CGC Geoservices, LLC	White Female	\$52,500	0.00%
1920312-03	Architect and Engineer Svcs	AMERICAN GEOTECH INC	\$200,000	AMERICAN GEOTECH INC	Asian Female	\$184,000	92.00%	Meliora Environmental Design, LLC	White Female	\$16,000	0.00%
1920306-02	General Consultant Services	Philadelphia Occupational Health P.C.	\$300,000								
1920272-02	General Consultant Services	Brown and Caldwell	\$180,000	R2T, Inc.	Af American Female	\$39,600	22.00%				
1920260-02	General Consultant Services	The Fund For The Waterworks	\$200,000								
1920180-03	General Consultant Services	CorTrol Services, Ltd.	\$425,000	CorTrol Services, Ltd. NTCom International, Inc.	Af American Male	\$420,750	99.00%				
					Asian Female						
1920069-02	General Consultant Services	Sustainable Choices, LLC	\$100,000					Sustainable Choices, LLC	White Female	\$100,000	1.00%
1920061-02	General Consultant Services	Tetra Tech, Inc.	\$200,000								
1920009-03	General Consultant Services	HDR Engineering Inc.	\$350,000	Sci-Tek Consultants, Inc.	Af American Male	\$28,000	8.00%	Meliora Environmental Design, LLC	White Female	\$21,000	0.02%
								ANDRIS Consulting	White Female	\$21,000	0.02%
1920007-03	General Consultant Services	Rodriguez Consulting, LLC	\$849,390	Rodriguez Consulting, LLC	Hispanic Male	\$615,298	72.44%	Cedarville Engineering Group, LLC	White Female	\$234,092	0.28%
1820452-03	General Consultant Services	The Fund For The Waterworks	\$85,000								
1820324-03	General Consultant Services	HABITHEQUE, INC.	\$239,000					HABITHEQUE, INC.	White Female	\$129,060	0.54%
								Gecko Graphics, Inc.	White Female	\$19,120	0.08%
1820305-03	General Consultant Services	The Fund For The Waterworks	\$132,000					Ellen Freedman Schultz NTCOM International, Inc.	White Female	\$132,000	1.00%
1820231-03	Architect and Engineer Svcs	Corrpro Companies, Inc.	\$200,000	Arora Engineers, Inc	Asian Male	\$30,000	15.00%				
1820225-03	Architect and Engineer Svcs	CorTrol Services, Ltd.	\$500,000	CorTrol Services, Ltd.	Af American Male	\$500,000	100.00%				

WATER DEPARTMENT											
CONTRACT #	DESCRIPTION	VENDOR NAME	AMOUNT	MBE	MBE RACE	MBE \$	MBE %	WBE	WBE RACE	WBE \$	WBE %
1820156-03	General Consultant Services	Sci-Tek Consultants, Inc.	\$257,777	Sci-Tek Consultants, Inc.	Af American Male	\$257,777	100.00%				
1820054-04	Architect and Engineer Svcs	Arcadis US, Inc.	\$1,000,000	Rodriguez Consulting, LLC	Hispanic Male	\$80,000	8.00%	HUNT ENGINEERING CO	White Female	\$40,000	0.27%
				KS Engineers, P.C.	Asian Male	\$20,000	2.00%	Duffield Associates, LLC	White Female	\$20,000	0.13%
				EBA Engineering, Inc.	Asian Male	\$20,000	2.00%				
				ATANE LLC	Asian Male	\$10,000	1.00%				
				AMERICAN GEOTECH INC	Asian Female	\$60,000	6.00%				
1820053-03	Architect and Engineer Svcs	Johnson, Mirmiran & Thompson	\$1,750,000	Rodriguez Consulting, LLC	Hispanic Male	\$210,000	12.00%	NTM Engineering, Inc.	White Female	\$175,000	0.10%
				American Engineers Group, LLC	Asian Male	\$87,500	5.00%				
1820050-03	General Consultant Services	Sage Services LLC	\$1,750,000	EBA Engineering, Inc.	Asian Male	\$52,500	3.00%	Sage Services LLC	White Female	\$682,500	0.39%
1820049-03	General Consultant Services	CDM Smith, Inc.	\$1,900,000	TRANS-PACIFIC ENGINEERING	Pacific Islander Male	\$171,000	9.00%	Retra Studio, LLC	White Female	\$19,000	0.01%
				Sci-Tek Consultants, Inc.	Af American Male	\$247,000	13.00%				
1820047-03	General Consultant Services	Sci-Tek Consultants, Inc.	\$200,000	Sci-Tek Consultants, Inc.	Af American Male	\$150,000	75.00%				
1820040-03	General Consultant Services	Sci-Tek Consultants, Inc.	\$2,000,000	Sci-Tek Consultants, Inc.	Af American Male	\$1,000,000	50.00%				
1820039-03	General Consultant Services	CH2M Hill Engineers, Inc.	\$25,000					SIMON PUBLIC RELATIONS GROUP dba SPRYTE Communications	White Female	\$6,250	0.08%
1820000-03	General Consultant Services	TRANS-PACIFIC ENGINEERING	\$900,000	TRANS-PACIFIC ENGINEERING	Pacific Islander Male	\$423,990	47.11%	Sage Services LLC	White Female	\$71,010	0.59%
1720642-07	General Consultant Services	Raftelis Financial Consultants, Inc.	\$1,000,000	PEER Consultants, P.C.	Af American Female	\$127,000	12.70%	SIMON PUBLIC RELATIONS GROUP dba SPRYTE Communications	White Female	\$62,000	3.25%
				S O A, LLC d/b/a SOA Financial	Af American Male	\$74,000	7.40%	Miitek, Inc.	White Female	\$119,000	6.23%
				Nicole M. Harrell, CPA, LLC	Af American Female	\$18,000	1.80%				
1720264-04	General Consultant Services	Med-Tex Services, Inc.	\$150,000					Traffic Control Services, LLC	White Female	\$15,000	0.10%
1720248-05	General Consultant Services	AKRF, Inc.	\$200,000	Billy Boy Contracting, Inc.	Af American Male	\$24,000	12.00%	Gessler Construction Co Inc.	White Female	\$10,000	0.04%
				Locating Utility Infrastructure Services	Hispanic Male	\$0	0.00%	GreenWeaver Landscapes	White Female	\$8,000	0.03%
								Copertino Earth Materials, LLC	White Female	\$600	0.00%
0520188-18	General Consultant Services	U.S. Department of the Interior Geological Survey	\$295,682								
2120580	General Consultant Services	Med-Tex Services, Inc.	\$225,000					Scanlon Safety Services	White Female	\$33,750	0.15%



WATER DEPARTMENT											
CONTRACT #	DESCRIPTION	VENDOR NAME	AMOUNT	MBE	MBE RACE	MBE \$	MBE %	WBE	WBE RACE	WBE \$	WBE %
2120452	Accounting and Auditing Svcs	Arcadis US, Inc.	\$1,300,000	The Meridian Group, Ltd.	Af American Male	\$98,800	7.60%	Slice Communications, LLC	White Female	\$70,200	0.61%
								Sycamore Advisors, LLC	White Female	\$96,200	0.83%
2120451	Accounting and Auditing Svcs	Black & Veatch Management Consulting, LLC.	\$1,300,000	IBS Management and Consultancy Services, LLC	Af American Male	\$54,730	4.21%	Community Marketing Concepts, Inc.	White Female	\$55,380	1.85%
				Kash Srinivasan Group, LLC	Asian Male	\$41,730	3.21%	Retra Studio, LLC	White Female	\$214,760	7.16%
2120450	Accounting and Auditing Svcs	Raftelis Financial Consultants, Inc.	\$1,300,000	PEER Consultants, P.C.	Af American Female	\$130,000	10.00%	Mitek, Inc.	White Female	\$260,000	0.00%
				S O A, LLC	Af American Male	\$78,000	6.00%	Nicole M. Harrell, CPA, LLC	White Female	\$65,000	0.00%
2020456-03	General Consultant Services	UtiliWorks Consulting LLC	\$250,000								
2020335-01	Architect and Engineer Svcs	Gannett Fleming Inc	\$1,000,000					Envision Consultants, LTD.	White Female	\$30,000	0.00%
								Duffield Associates, LLC	White Female	\$170,000	0.00%
2020334-01	Architect and Engineer Svcs	Brown and Caldwell	\$2,500,000	R2T, Inc. Portfolio Associates, Inc.	Af American Female	\$325,000	13.00%	HUNT ENGINEERING CO	White Female	\$150,000	2.00%
					Af American Female	\$50,000	2.00%	Duffield Associates, LLC	White Female	\$100,000	1.33%
								Envision Consultants, LTD.	White Female	\$125,000	1.67%
2020331-02	General Consultant Services	Greeley & Hansen	\$282,500	Batta Environmental Associates, Inc.	Asian Male	\$5,650	2.00%	HUNT ENGINEERING CO	White Female	\$28,250	0.08%
				Arora and Associates, P.C.	Asian Male	\$14,125	5.00%	Duffield Associates, LLC	White Female	\$5,650	0.02%
				D'Huy Engineering, Inc.	Pacific Islander Male	\$5,650	2.00%				
				Kelly/Maiello, Inc.	Af American Male	\$11,300	4.00%				
				TRANS-PACIFIC ENGINEERING	Pacific Islander Male	\$14,125	5.00%				
2020330-01	General Consultant Services	Johnson, Mirmiran & Thompson	\$282,500	CSA Central, Inc.	Hispanic Male	\$11,300	4.00%	HUNT ENGINEERING CO	White Female	\$22,600	0.00%
				Shah & Associates, Inc.	Asian Male	\$14,125	5.00%	Envision Consultants, LTD.	White Female	\$8,475	0.00%
				Sci-Tek Consultants, Inc.	Af American Male	\$8,475	3.00%	Cedarville Engineering Group, LLC	White Female	\$5,650	0.00%
				Malick & Scherer, P.C.	Asian Male	\$8,475	3.00%				
				American Engineers Group, LLC	Asian Male	\$5,650	2.00%				
2020327-01	General Consultant Services	Mott MacDonald, LLC	\$282,500	D'Huy Engineering, Inc.	Pacific Islander Male	\$28,250	10.00%	Envision Consultants, LTD.	White Female	\$2,825	0.01%
				Rodriguez Consulting, LLC	Hispanic Male	\$22,600	8.00%	Duffield Associates, LLC	White Female	\$14,125	0.04%
								CH Planning, Ltd	White Female	\$2,825	0.01%

WATER DEPARTMENT											
CONTRACT #	DESCRIPTION	VENDOR NAME	AMOUNT	MBE	MBE RACE	MBE \$	MBE %	WBE	WBE RACE	WBE \$	WBE %
2020054-01	Architect and Engineer Svcs	Duffield Associates, LLC	\$1,750,000	KS Engineers, P.C. Drive Engineering Corp	Asian Male	\$17,500	1.00%	Duffield Associates, LLC	White Female	\$1,540,000	0.00%
					Hispanic Male	\$17,500	1.00%	HUNT ENGINEERING CO	White Female	\$87,500	0.00%
								Tend Landscaping, Inc	White Female	\$87,500	0.00%
2020010-01	Architect and Engineer Svcs	Dresdner Robin Environmental Management	\$500,000	Sci-Tek Consultants, Inc. Rodriguez Consulting, LLC	Af American Male	\$10,000	2.00%	Cedarville Engineering Group, LLC	White Female	\$12,500	0.02%
				Chiru Consulting LLC	Hispanic Male	\$45,000	9.00%	ARMAND CORPORATION	White Female	\$62,500	0.08%
				Rodriguez Consulting, LLC	Asian Female	\$45,000	9.00%				
2020006-02	Architect and Engineer Svcs	HUNT ENGINEERING CO	\$1,500,000	Chiru Consulting LLC	Hispanic Male	\$75,000	5.00%	HUNT ENGINEERING CO	White Female	\$1,125,000	0.00%
				Chiru Consulting LLC	Asian Female	\$150,000	10.00%				
1920686-03	General Consultant Services	Wood Environment & Infrastructure Solutions, Inc.	\$950,000	Sci-Tek Consultants, Inc.	Af American Male	\$47,500	5.00%	Chiru Consulting LLC	White Female	\$47,500	0.00%
				AMERICAN GEOTECH INC	Asian Female	\$95,000	10.00%	Cedarville Engineering Group, LLC	White Female	\$47,500	0.00%
								Viridian Landscape Studio LLC	White Female	\$47,500	0.00%
1920421-02	General Consultant Services	EA Engineering, Science, and Technology, Inc., PBC	\$60,000								
1920328-02	General Consultant Services	Greeley & Hansen	\$150,000	Rodriguez Consulting, LLC	Hispanic Male	\$30,000	20.00%				
2120244	General Consultant Services	Partnership for the Delaware Estuary, Inc.	\$335,000								
2120066	General Consultant Services	Phila. Authority for Industrial Development	\$1,000,000								
1920357-02	General Consultant Services	Deer Oaks EAP Services	\$100,000								
1920233-02	General Consultant Services	Temple University	\$120,000								
1920002-02	General Consultant Services	United States Department of Agriculture	\$70,000								
1920001-02	General Consultant Services	United States Department of Agriculture	\$70,000								
1820306-03	General Consultant Services	University of Pennsylvania, Trustees of the	\$75,000								
1820077-03	General Consultant Services	Fifteen Minutes Inc	\$75,000					YIKES INC	White Female	\$15,000	0.20%
2020495-01	Computer and Information Svcs	Spruce Technology Inc	\$800,000	Spruce Technology Inc	Asian Male	\$736,000	92.00%				
				RCI Technologies, Inc	Asian Female	\$64,000	8.00%				
1920628-02	General Consultant Services	D'Huy Engineering, Inc.	\$50,000		Pacific Islander Male	\$5,000	10.00%				
1920608-02	Accounting and Auditing Svcs	Greeley & Hansen Public Financial Management Inc	\$250,000					Acacia Financial Group, Inc.	White Female	\$0	0.00%
1920606-02	Accounting and Auditing Svcs	Acacia Financial Group, Inc.	\$250,000					Acacia Financial Group, Inc.	White Female	\$250,000	1.00%

WATER DEPARTMENT											
CONTRACT #	DESCRIPTION	VENDOR NAME	AMOUNT	MBE	MBE RACE	MBE \$	MBE %	WBE	WBE RACE	WBE \$	WBE %
1920605-02	General Consultant Services	AKRF, Inc. Pennsylvania Horticultural Society	\$350,000					Duffield Associates, LLC	White Female	\$70,000	0.20%
1920014-02	General Consultant Services		\$475,000	Parker Construction Inc	Af American Male	\$40,086	8.44%	GreenWeaver Landscapes	White Female	\$33,000	0.00%
				Platinum Construction & Development Co.	Af American Male	\$0	0.00%	Fine Garden Creations, LLC	White Female	\$12,500	0.00%
				Rodriguez Consulting, LLC	Hispanic Male	\$0	0.00%				
				Tactile Design Group, LLC	Af American Male	\$0	0.00%				
				Budget Landscape Inc.	Hispanic Female	\$16,482	3.47%				
1920007-04	General Consultant Services	Rodriguez Consulting, LLC	\$70,000	Rodriguez Consulting, LLC	Hispanic Male	\$50,708	72.44%	Cedarville Engineering Group, LLC	White Female	\$19,292	0.04%
1820565-03	General Consultant Services	Five9 Inc.	\$410,000								
1820443-03	Architect and Engineer Svcs	Hazen and Sawyer	\$25,000	KS Engineers, P.C.	Asian Male	\$2,000	8.00%	Sage Services LLC	White Female	\$1,750	0.00%
TOTAL PPS LESS FEW OR NO/SOLE SOURCE			\$83,615,319			\$17,259,261	0.21%			\$12,923,539	0.15%
ADJUSTED PPS			\$83,615,319			\$17,259,261	0.21%			\$12,923,539	0.15%

WATER-STORMWATER											
CONTRACT #	DESCRIPTION	VENDOR NAME	AMOUNT	MBE	MBE RACE	MBE \$	MBE %	WBE	WBE RACE	WBE \$	WBE %
2020412-01	General Consultant Services	Marlane R. Chestnut	\$114,750								
2020407-01	General Consultant Services	Amawalk Consulting Group, LLC	\$109,558								
TOTAL PPS LESS FEW OR NO/SOLE SOURCE			\$224,308			\$0	0.00%			\$0	0.00%
ADJUSTED PPS			\$224,308			\$0	0.00%			\$0	0.00%

Figure 12 – Small Order Purchases (SOP)

CONTRACT #	DESCRIPTION	VENDOR NAME	AMOUNT	DEPARTMENT OF AVIATION							
				MBE	MBE RACE	MBE \$	MBE %	WBE	WBE RACE	WBE \$	WBE %
2120659	PS Small Order Purchase	ASAP! Creative Management LLC Strategic Aviation Solutions	\$75,000	ASAP! Creative Management LLC	Af American Female	\$75,000	1.00%				
2120638	PS Small Order Purchase	International Inc.	\$75,000								
POXX21101463	PROFESSIONAL CONSULT/SPEC SERVICES 0250	W B MASON COMPANY INC	\$4,027								
POXX21101544	REPAIR AND MAINTENANCE CHARGES 0260	ELECTRONIC RISKS CONSULTANT	\$3,895								
POXX21101985	REPAIR AND MAINTENANCE CHARGES 0260	SHERWIN INDUSTRIES	\$1,370								
POXX21102303	MAINT/SUPPORT-COMPUTR HARDWARE/SOFT 0266	MONDRE ENERGY INC	\$20,000					MONDRE ENERGY	White Female	\$20,000	1.00%
POXX21103213	PROFESSIONAL CONSULT/SPEC SERVICES 0250	ENERGY MANAGEMENT SYSTEMS	\$5,265								
POXX21103370	CHEMICALS AND GASES 0307	PRAXAIR DISTRIBUTION INC	\$652								
POXX21103661	FIRE FIGHTING AND SAFETY 0312	SUPERIOR DESIGNS	\$2,043	Superior Designs	Af American Male	\$2,043	1.00%				
POXX21103815	FIRE FIGHTING AND SAFETY 0312	LFB3 LLC	\$1,435								
POXX21103820	FIRE FIGHTING AND SAFETY 0312	THE PHILADELPHIA COMMERCIAL CLEANING CO	\$1,000								
POXX21104012	BAKESHOP, DINING ROOM AND KITCHEN 0403	XYPLES LLC	\$864	Xyple LLC	Af American Male	\$864	1.00%				
POXX21104175	MAINT/SUPPORT-COMPUTR HARDWARE/SOFT 0266	THE JASPER GROUP INTERNATIONAL INC	\$4,826								
POXX21104410	CHEMICALS AND GASES 0307	PRAXAIR DISTRIBUTION INC	\$232								
POXX21104603	HOLZBERG COMMUNICATIONS INC		\$5,990								
POXX21105309	FIRE FIGHTING AND SAFETY 0312	BANDY COMPANY	\$1,080								
POXX21105423	BUILDING AND CONSTRUCTION 0305	TECHNOVERT SOLUTIONS INC	\$6,000	SOLE SOURCE							
POXX21106263	COMMERCIAL OFF-SHELF COMP SOFTWARE 0216	W B MASON COMPANY INC	\$1,760								
POXX21106345	FIRE FIGHTING AND SAFETY 0312	SOUTH JERSEY PAPER PRODUCTS	\$5,748					South Jersey Paper Products	White Female	\$5,748	1.00%
POXX21106589	FURNISHINGS 0430	MAMAVA INC	\$27,300	SOLE SOURCE							
POXX21115004	PRECISION, PHOTO ARTISTS 0324	TILES IN STYLE LLC DBA TAZA SUPP	\$2,848								
POXX21106761	REPAIR AND MAINTENANCE CHARGES 0260	MICROGRAPHIC COMPUTER SERVICES	\$799								
POXX21115088	HOLZBERG COMMUNICATIONS INC		\$5,824								
POXX21107229	COMPUTER EQUIPMENT & PERIPHERA 0427	W B MASON COMPANY INC	\$6,935								
POXX21107197	FIRE FIGHTING AND SAFETY 0312	KNG GLOBAL LIMITED	\$1,612								
POXX21107264	FIRE FIGHTING AND SAFETY 0312	TILES IN STYLE LLC DBA TAZA SUPP	\$10,159								
	ELECTRICAL & COMMUNICATION 0310										

CONTRACT #	DESCRIPTION	VENDOR NAME	AMOUNT	DEPARTMENT OF AVIATION							
				MBE	MBE RACE	MBE \$	MBE %	WBE	WBE RACE	WBE \$	WBE %
POXX21107377	BUILDING & CONSTRUCTION 0305	TILES IN STYLE LLC DBA TAZA SUPP	\$10,292								
POXX21107489	ELECTRICAL & COMMUNICATION 0310	HALI BRITE INC AVENUES	\$9,492								
POXX21107441	COMPUTER EQUIPMENT & PERIPHERA 0427	INTERNATIONAL INC.	\$1,030								
POXX21107919	FIRE FIGHTING AND SAFETY 0312	IMPERIAL BAG & PAPER CO LLC	\$53,994								
POXX21108716	CHEMICAL GASES 0307	PETROCHOICE HOLDINGS INC	\$7,512								
POXX21108585	ADVERTISING 0240	THE SOURCING GROUP LLC	\$1,118	SOLE SOURCE							
POXX21109293	OFFICE MATERIALS & SUPPLIES 0320	VANGUARD DIRECT	\$1,565								
POXX21114915	BUILDING & CONSTRUCTION 0305	TILES IN STYLE LLC DBA TAZA SUPP	\$33,969								
POXX21109930	PROFESSIONAL SERVICES 0250	WIRELESS ELECTRONICS INC	\$975								
POXX21110595	MAINT/SUPPORT-COMPUTR	HARDWARE/SOFT 0266	\$2,650								
POXX21112317	COMPUTER EQUIPMENT & PERIPHERA 0427	MEHWISH BAQAI C D W	\$1,150								
POXX21112459	COTS - SOFTWARE 0216	GOVERNMENT INC PROMETHEUS GROUP	\$14,477	SOLE SOURCE							
POXX21112900	GENERAL EQUIPMENT & MACHINERY 0411	ENTERPRISES LLC	\$2,288								
POXX21113030	ELECTRICAL & COMMUNICATION 0410	DBA TAZA SUPP	\$2,035								
POXX21113013	PROFESSIONAL SERVICES 0250	HENRY SCHEIN INC TRAFFIC	\$1,830	SOLE SOURCE							
POXX21114613	BAKESHOP, DINING ROOM AND KITCHEN 0403	PRODUCTS LLC	\$635								
POXX21113801	COTS - SOFTWARE 0216	WISECOM TECHNOLOGIES INC	\$19,700	SOLE SOURCE							
POXX21113799	COTS - SOFTWARE 0216	VAISALA INC	\$8,000	SOLE SOURCE							
POXX21113800	COTS - SOFTWARE 0216	24-7 SOFTWARE INC	\$8,750	SOLE SOURCE							
POXX21113983	COMPUTER EQUIPMENT & PERIPHERA 0427	M B COMPANIES INC	\$3,653								
2120728	PS Micro Purchase	DILTEX INC	\$5,000	East Hill Video Production Company LLC	Af American Male	\$5,000	1.00%				
2120694	PS Small Order Purchase AUTONOMOUS	Company LLC LiveReach Media Inc.	\$75,000								
POXX21116983	SCRUBBER	Nilfisk, Inc.	\$59,922								
POXX21119139	CISCO ASA 5516 - support renewal	Saitech Inc	\$620								
POXX21115800	UPM COLD MIX, Winter Grade	UNIQUE PAVING MATERIALS CORP	\$902								
POXX21115888	AUGER FOR FENCE	HOLZBERG COMMUNICATIONS, INC	\$1,383								
POXX21116208	SUITEREQ SOFTWARE	ELECTRONIC DATA INCORPORATED AN ARORA COMPANY	\$3,000	SOLE SOURCE							
POXX21116340	Lockncharge Joey 40	HOLZBERG COMMUNICATIONS, INC	\$1,371								
POXX21116697	Dark Green Tex-Fence 2' X 150'	ELITE TEXTILE TRADING LLC	\$4,920								
POXX21117320	CISCO FIREPOWER,	CDW	\$2,875								
POXX21117479	CISCO ASA IPAD 10.2 Inch, 32GB, Wifi + Cellular, Silver	GOVERNMENT LLC	\$14,220								
POXX21118808	Storage Cabinet and Extra Heavy Shelving	CDW HCONE INTERNATIONAL IMPEX LLC	\$1,457								

DEPARTMENT OF AVIATION											
CONTRACT #	DESCRIPTION	VENDOR NAME	AMOUNT	MBE	MBE RACE	MBE \$	MBE %	WBE	WBE RACE	WBE \$	WBE %
POXX21118433	Big Joe Powered Pallet Jack	AVENUES INTERNATIONAL INC	\$4,705								
POXX21118474	Dollies, Platform Trucks, and Casters	TILES IN STYLE LLC DBA TAZA SUPP	\$2,304								
POXX21118335	Kitchen Appliances/ Mini refrigerator	INDOFF INC	\$827								
POXX21118911	AIRBAND RADIOS	HOLZBERG COMMUNICATIONS, INC	\$820								
POXX211120141	FIREFIGHTER HELMETS	LION FIRST RESPONDER PPE INC	\$3,947								
POXX211120121	FIREFIGHTER GLOVES	911 SAFETY EQUIPMENT LLC	\$6,461								
POXX21119516	WEATHER SERVICE FORECAST	NARWHAL MET LLC DBA WEATHERNET	\$30,000								
POXX21119132	Paper, Recycled, White 8-1/2 x 11	WB MASON	\$5,184								
POXX21119138	Floor Machine - 20 Inch, 1.5 HP	SOUTH JERSEY PAPER PRODUCTS	\$2,675					South Jersey Paper Products	White Female	\$2,675	1.00%
TOTAL SOP LESS FEW OR NO/SOLE SOURCE			\$684,372			\$82,906	0.12%			\$28,423	0.04%
ADJUSTED SOP			\$90,175								
			\$594,197			\$82,906	0.14%			\$28,423	0.05%
BEHAVIORAL HEALTH/INTELLECTUAL DISABILITY SERVICES											
CONTRACT #	DESCRIPTION	VENDOR NAME	AMOUNT	MBE	MBE RACE	MBE \$	MBE %	WBE	WBE RACE	WBE \$	WBE %
2120520	PS Micro Purchase	Strategy Arts	\$34,000								
217189	Licenses	Veoci	\$15,038								
TOTAL SOP			\$49,038			\$0	0.00%			\$0	0.00%
ADJUSTED SOP			\$49,038			\$0	0.00%			\$0	0.00%
OFFICE OF THE CITY COMMISSIONERS											
CONTRACT #	DESCRIPTION	VENDOR NAME	AMOUNT	MBE	MBE RACE	MBE \$	MBE %	WBE	WBE RACE	WBE \$	WBE %
2120536	PS Micro Purchase	Mitchell & Titus, LLP	\$25,000	Mitchell & Titus, LLP	Af American Male	\$25,000	1.00%				
2120497	PS Micro Purchase	Monique Curry-Mims	\$34,000								
2120432	PS Micro Purchase	YIKES INC	\$32,000					YIKES INC	White Female	\$32,000	1.00%
TOTAL SOP			\$91,000			\$25,000	0.27%			\$32,000	0.35%
ADJUSTED SOP			\$91,000			\$25,000	0.27%			\$32,000	0.35%
CITY COUNCIL											
CONTRACT #	DESCRIPTION	VENDOR NAME	AMOUNT	MBE	MBE RACE	MBE \$	MBE %	WBE	WBE RACE	WBE \$	WBE %
2120501	PS Small Order Purchase	EConsult Solutions, Inc	\$75,000								
2120603	PS Micro Purchase	Brian A. Hudson, Sr.	\$34,000								
2120602	PS Micro Purchase	V. Lamar Wilson Associates, Inc.	\$34,000	V. Lamar Wilson Associates, Inc.	Af American Male	\$34,000	1.00%				
TOTAL SOP			\$143,000			\$34,000	0.24%			\$0	0.00%
ADJUSTED SOP			\$143,000			\$34,000	0.24%			\$0	0.00%
COMMERCE DEPARTMENT											
CONTRACT #	DESCRIPTION	VENDOR NAME	AMOUNT	MBE	MBE RACE	MBE \$	MBE %	WBE	WBE RACE	WBE \$	WBE %
2120387	PS Micro Purchase	Whitman, Requardt and Associates, LLP	\$12,640					Ground Reconsidered, Inc	White Female	\$8,640	0.68%
TOTAL SOP			\$12,640			\$0	0.00%			\$8,640	0.68%



ADJUSTED SOP	\$12,640	\$0	0.00%	\$8,640	0.68%
--------------	----------	-----	-------	---------	-------

FINANCE DEPARTMENT											
CONTRACT #	DESCRIPTION	VENDOR NAME	AMOUNT	MBE	MBE RACE	MBE \$	MBE %	WBE	WBE RACE	WBE \$	WBE %
2120465	PS Micro Purchase	The Participatory Budgeting Project, Inc.	\$21,000								
TOTAL SOP			\$21,000			\$0	0.00%			\$0	0.00%
ADJUSTED SOP			\$21,000			\$0	0.00%			\$0	0.00%

FIRE DEPARTMENT											
CONTRACT #	DESCRIPTION	VENDOR NAME	AMOUNT	MBE	MBE RACE	MBE \$	MBE %	WBE	WBE RACE	WBE \$	WBE %
216180	48 Port AC Charging Cart / Storage Station for multiple information technology items	Continental Resources, Inc.	\$1,259					Continental Resources, Inc.	White Female	\$1,259	1.00%
217310	KO Fire Curtain	MUNICIPAL EMERGENCY SERVICES INC	\$42,300								
TOTAL SOP			\$43,559			\$0	0.00%			\$1,259	0.03%
ADJUSTED SOP			\$43,559			\$0	0.00%			\$1,259	0.03%

FLEET DEPARTMENT											
CONTRACT #	DESCRIPTION	VENDOR NAME	AMOUNT	MBE	MBE RACE	MBE \$	MBE %	WBE	WBE RACE	WBE \$	WBE %
216183	Vehicle Sanitizing Machine	REGENT HYDRAULIC & MACHINE WORKS	\$4,540								
216778	Vehicle Sanitizing Machine	REGENT HYDRAULIC & MACHINE WORKS	\$20,440								
TOTAL SOP			\$24,980			\$0	0.00%			\$0	0.00%
ADJUSTED SOP			\$24,980			\$0	0.00%			\$0	0.00%

HEALTH DEPARTMENT											
CONTRACT #	DESCRIPTION	VENDOR NAME	AMOUNT	MBE	MBE RACE	MBE \$	MBE %	WBE	WBE RACE	WBE \$	WBE %
2120642	PS Micro Purchase	Avayou Design	\$11,950								
2120521	PS Micro Purchase	Maskar Design Inc	\$20,560					Maskar Design Inc	White Female	\$20,560	1.00%
215986	Dishwasher	T FRANK MCCALLS INC	\$485					T FRANK MCCALLS INC	White Female	\$485	1.00%
216266	Determine HIV-1/2 Ag/ Ab Combo (X25) Test Kits	Abbott Rapid Dx North America, LLC	\$75,000								
216419	ADA Exam Tables	Federated Healthcare Supply, Inc.	\$68,800								
2120668	PS Micro Purchase	Anastasia Hudgins	\$34,000								
217313	Hydrogen Generator	RJM Sales, Inc.	\$36,957								
TOTAL SOP			\$247,752			\$0	0.00%			\$21,045	0.08%
ADJUSTED SOP			\$247,752			\$0	0.00%			\$21,045	0.08%

OFFICE OF HOMELESS SERVICES											
CONTRACT #	DESCRIPTION	VENDOR NAME	AMOUNT	MBE	MBE RACE	MBE \$	MBE %	WBE	WBE RACE	WBE \$	WBE %
2120439	PS Micro Purchase	Tiger Productions	\$10,000					Tiger Productions	White Female	\$10,000	1.00%
TOTAL SOP			\$10,000			\$0	0.00%			\$10,000	1.00%
ADJUSTED SOP			\$10,000			\$0	0.00%			\$10,000	1.00%

DEPARTMENT OF HUMAN SERVICES											
CONTRACT #	DESCRIPTION	VENDOR NAME	AMOUNT	MBE	MBE RACE	MBE \$	MBE %	WBE	WBE RACE	WBE \$	WBE %

2120545	PS Micro Purchase	Royer Group, Inc dba RoyerComm	\$30,000							
2120680	PS Micro Purchase	Deilia M McLaughlin	\$10,000					Select...		
2120672	PS Micro Purchase	Lisa Cain	\$10,000							
2120669	PS Micro Purchase	Miriam R. Hayes	\$10,000							
0	0	0	\$10,000							
<b>TOTAL SOP</b>			<b>\$70,000</b>			<b>\$0</b>	<b>0.00%</b>		<b>\$0</b>	<b>0.00%</b>
<b>ADJUSTED SOP</b>			<b>\$70,000</b>			<b>\$0</b>	<b>0.00%</b>		<b>\$0</b>	<b>0.00%</b>

FREE LIBRARY OF PHILADELPHIA											
CONTRACT #	DESCRIPTION	VENDOR NAME	AMOUNT	MBE	MBE RACE	MBE \$	MBE %	WBE	WBE RACE	WBE \$	WBE %
poxx21100094	Catering Service	COSMIC CATERING, LLC	\$22,590					COSMIC CATERING, LLC			
poxx21100095	Remove, replace and sharpen cutter blades	Micrographic Computer Services, Inc.	\$2,400						White Female	\$22,590	1.00%
poxx21100100	Entrance Mat Rental	Health Mats Company	\$10,571								
poxx21100101	Lyngsoe Sorting Equipment	Lyngsoe Systems Inc	\$21,349								
poxx21100107	Maintenance Kitchen Hood										
poxx21100108	Test & Inspection	Hancock Cleaning	\$340								
poxx21100109	Inspection and Repair of Sprinkler Systems	Oneida Fire Protection	\$11,950	Oneida Fire Protection	Pacific Islander Male	\$11,950	1.00%				
poxx21100109	Automatic Door maintenance	Stanley Access Technologies INC	\$13,215								
poxx21100135	Linen, Rubber Mat and Apron Cleaning	Clemens Cleaning Village DBA Clemens Uniform	\$2,640								
poxx21100136	Grease trap, hood and vent cleaning for 4th Floor										
poxx21100137	Kitchen cleaning service	Hancock Cleaning Broad Installation Group-C LLC	\$9,100								
poxx21100138	Maintenance & Inspection of operable panels	MODERNFOLD STYLES	\$5,240								
poxx21100141	Cleaning Service	CJ Complete Cleaning Service, LLC	\$26,500	CJ Complete Cleaning Service, LLC	Af American Male	\$26,500	1.00%				
poxx21100143	printing of fliers	BTC Envelopes & Printing, LLC	\$1,175	BTC Envelopes & Printing, LLC	Af American Male	\$1,175	1.00%				
poxx21100144	printing of large format posters	Pine Hill Printing, Inc.	\$630					Pine Hill Printing, Inc.	White Female	\$630	1.00%
poxx21100146	Computer Room Cleaning	SPEC-CLEAN LLC	\$1,800								
poxx21100149	Music File Boxes	Xyples LLC	\$597	Xyples LLC	Af American Male	\$597	1.00%				
poxx21100150	Umbrella Bags	T FRANK MCCALLS INC	\$550					T FRANK MCCALLS INC	White Female	\$550	1.00%
poxx21100151	Maintenance of Identocard & Exacq security systems	CM3 Building Solutions, Inc	\$21,360								
poxx21100325	Classification Labels	Demco, Inc.	\$4,894								
poxx21100362	Fire Protection Repairs	Oneida Fire Protection	\$4,537	Oneida Fire Protection	Pacific Islander Male	\$4,537	1.00%				
poxx21100436	Soap, antibacterial, foam	T FRANK MCCALLS INC	\$2,307					T FRANK MCCALLS INC	White Female	\$2,307	1.00%
poxx21100438	Carpet Cleaning	T U C S CLEANING SERVICE INC	\$8,000	T U C S CLEANING SERVICE INC	Hispanic Male	\$8,000	1.00%				

FREE LIBRARY OF PHILADELPHIA											
CONTRACT #	DESCRIPTION	VENDOR NAME	AMOUNT	MBE	MBE RACE	MBE \$	MBE %	WBE	WBE RACE	WBE \$	WBE %
poxx21101107	No Rinse Gel	Holzberg Communications, Inc.	\$7,721								
poxx21101112	Thermal Receipt Printer	Continental Resources, Inc.	\$4,875					Continental Resources, Inc.	White Female	\$4,875	1.00%
poxx21101123	Poly Bags	ConServ Flag Company	\$799								
poxx21101144	Various Library supplies	Avenues International Inc.	\$746								
poxx21101194	Archival Supplies Boxes,	Talas	\$3,607								
poxx21101719	Corrugated	WB Mason	\$2,500								
poxx21101727	Cleaning Service	T U C S CLEANING SERVICE INC	\$13,200	T U C S CLEANING SERVICE INC	Hispanic Male	\$13,200	1.00%				
poxx21101729	packing material	South Jersey Paper Products	\$701					South Jersey Paper Products	White Female	\$701	1.00%
poxx21101733	Boxes	Paper Mart Inc	\$2,180								
poxx21101742	Furniture	Millenial Enterprise	\$735								
poxx21101787	Furniture	Millenial Enterprise	\$1,115								
poxx21102477	Landscaping - Northwest Region	Omar's Property Maintenance	\$10,003	Omar's Property Maintenance	Af American Male	\$10,003	1.00%				
poxx21102478	Green Roof maintenance	Omar's Property Maintenance	\$10,800	Omar's Property Maintenance	Af American Male	\$10,800	1.00%				
poxx21102488	Landscaping - West Region	Omar's Property Maintenance	\$3,500	Omar's Property Maintenance	Af American Male	\$3,500	1.00%				
poxx21102490	Landscaping - Northeast Branches	Omar's Property Maintenance	\$9,065	Omar's Property Maintenance	Af American Male	\$9,065	1.00%				
poxx21102494	Landscaping - South Region	Omar's Property Maintenance	\$10,500	Omar's Property Maintenance	Af American Male	\$10,500	1.00%				
poxx21102495	Lawn mowing Service	Omar's Property Maintenance	\$1,120	Omar's Property Maintenance	Af American Male	\$1,120	1.00%				
poxx21102649	Rotary phase converter	Planet Cellular INC	\$850								
poxx21102654	Duct tape	South Jersey Paper Products	\$1,032					South Jersey Paper Products	White Female	\$1,032	1.00%
poxx21102655	Data processing equipment maintenance	The Jasper Group International, Inc.	\$8,914								
poxx21103433	Disposable Masks	China Iowa Group	\$1,050								
poxx21103497	Bags, Paper	South Jersey Paper Products	\$2,469					South Jersey Paper Products	White Female	\$2,469	1.00%
poxx21103782	Barricade Tape - Caution	Fastenal Company	\$565								
poxx21103787	No Rinse Gel & Antibacterial Soap	The Philadelphia Commercial Cleaning Company	\$11,070								
poxx21104505	Landscaping and Lawn Maintenance Service	WFB Cleaning Solutions, LLC	\$19,000	WFB Cleaning Solutions, LLC	Af American Male	\$19,000	1.00%				
poxx21104506	Social Distance Floor Decals	ImageWorks dba Borden Decal	\$2,700								
poxx21104847	N95 Masks	A & R Holdings U.S	\$1,215	A & R Holdings	Af American Male	\$1,215	1.00%				
poxx21104857	Handicap ramp railing repairs	CONSTRUCTION GROUP INC	\$13,895	U.S CONSTRUCTION	Af American Male	\$13,895	1.00%				
poxx21104874	Web Cameras	Millenial Enterprise	\$566								
poxx21105011	Refrigerators	1 Stop Electronics Center, Inc.	\$1,791								
poxx21105197	Fade Resistant labels	Holzberg Communications, Inc.	\$3,188								

FREE LIBRARY OF PHILADELPHIA											
CONTRACT #	DESCRIPTION	VENDOR NAME	AMOUNT	MBE	MBE RACE	MBE \$	MBE %	WBE	WBE RACE	WBE \$	WBE %
poxx21105352	Snow removal service	Omar's Property Maintenance LLC	\$6,950	Omar's Property Maintenance Kingdom Builders & Industrial Maintenance	Af American Male	\$6,950	1.00%				
poxx21105357	Spray bottles and triggers	Kingdom Builders & Industrial Maintenance Blink Marketing LLC DBA Blink	\$749	Kingdom Builders & Industrial Maintenance	Af American Female	\$749	1.00%				
poxx21105361	Printing - exhibition panels	Signs Millennial Enterprise	\$3,213								
poxx21105367	Furniture Rental of Equipment - Emergency Order	Omega Restoration, Inc Tiles In Style LLC DBA Taza	\$835								
poxx21105668		Supplies	\$5,232								
poxx21106354	Book Covers Envisionware	Envisionware	\$2,260								
poxx21106932	Maintenance Fire Door Testing & Inspection	Won-Door Corp	\$64,744								
poxx21106942			\$557								
poxx21107127	Booktruck	Xyples LLC American Forest products	\$531	Xyples LLC	Af American Male	\$531	1.00%				
poxx21107311	Lumber Security Camera	CM3 Building Solutions	\$1,801								
poxx21107318	Repairs	WFB Cleaning Solutions, LLC	\$1,320	WFB Cleaning Solutions, LLC	Af American Male	\$1,200	1.00%				
poxx21107324	Landscaping Panel	Modernfold Styles Inc	\$1,200								
poxx21107328	Maintenance	Ultra Soap AZ	\$12,165								
poxx21107333	Zip Ties	Diltex Inc	\$2,125								
poxx21107645	Toner Cartridges		\$866	T U C S CLEANING SERVICE INC							
poxx21107718	Cleaning Service VNX & Celerra	T U C S CLEANING SERVICE INC	\$7,720	T U C S CLEANING SERVICE INC	Af American Male	\$7,720	1.00%				
poxx21107813	Support	Netraid LLC	\$6,960								
poxx21107910	Archival Supplies	Avenues International	\$1,011								
poxx21108423	Air Purifiers	Avenues International KNG Global	\$1,161								
poxx21108425	Isopropyl Alcohol	Limited	\$1,020								
poxx21108426	Toner Cartridges	Diltex Inc	\$1,017								
poxx21108970	Cleaning Service	T U C S CLEANING SERVICE INC	\$17,600	T U C S CLEANING SERVICE INC	Af American Male	\$17,600	1.00%				
poxx21109688	Cable Ties	Tiles In Style LLC	\$2,250								
poxx21110686	Gas Range	1 Stop Electronics Center, Inc.	\$686								
216247	collection care supplies	Avenues International Inc. Unique	\$5,944	Avenues International Inc.	Asian Male	\$5,944	1.00%				
2120476	PS Small Order Purchase	Management Services, Inc SINGH	\$70,004								
216837	Railing Installation	CONSTRUCTION COMPANY	\$2,715								
poxx21107910	Archival Supplies	Avenues International	\$1,011	Avenues International Inc.	Asian Male	\$1,011	1.00%				
poxx21108423	Air Purifiers	Avenues International	\$1,161	Avenues International Inc.	Asian Male	\$1,161	1.00%				
poxx21101144	Various Library supplies	Avenues International Inc.	\$746	Avenues International Inc.	Asian Male	\$746	1.00%				
TOTAL SOP			\$565,132			\$188,669	0.33%			\$35,153	0.06%
ADJUSTED SOP			\$565,132			\$188,669	0.33%			\$35,153	0.06%

DEPARTMENT OF LICENSES & INSPECTIONS											
CONTRACT #	DESCRIPTION	VENDOR NAME	AMOUNT	MBE	MBE RACE	MBE \$	MBE %	WBE	WBE RACE	WBE \$	WBE %
POXX21110832	Small Order Purchases	Tiles In Style LLC DBA Taza Supplies	\$1,070								
POXX21107602	Small Order Purchases	1 Stop Electronics	\$2,380								
POXX21102814	Small Order Purchases	Ana Sourcing	\$1,421								
POXX21110097	Small Order Purchases	Bandy Bryhem Stewart - Broad Installation Group	\$2,983								
POXX21109600	Small Order Purchases		\$19,050								
POXX21103478	Small Order Purchases	Froggy's Fog	\$8,125								
POXX21102408	Confirming Order	Giddens	\$299	Giddens	Af American Male	\$299	1.00%				
POXX21104707	Confirming Order	Kronos	\$6,552								
POXX21102022	Small Order Purchases	T Frank McCalls	\$660					T Frank McCalls	White Female	\$660	1.00%
POXX21104032	Small Order Purchases	T Frank McCalls	\$567					T Frank McCalls	White Female	\$567	1.00%
POXX21109385	Small Order Purchases	Ted Weiss - 853 Corp	\$2,497								
POXX21104721	Confirming Order	U.S. Legal Support	\$4,280								
POXX21117685	Small Order Purchases	South Jersey Paper Products American Forest Products LLC dba Tulnoy Lumber	\$1,364					South Jersey Paper Products	White Female	\$1,364	1.00%
POXX21117960	Small Order Purchases		\$74,870								
POXX21117778	Small Order Purchases	Bandy	\$3,585								
POXX21117959	Small Order Purchases	T Frank McCalls Uniforms	\$464					T Frank McCalls	White Female	\$464	1.00%
POXX21119953	Small Order Purchases	Manufacturing	\$10,986								
TOTAL SOP			\$141,154			\$299	0.00%			\$3,055	0.02%
ADJUSTED SOP			\$141,154			\$299	0.00%			\$3,055	0.02%

MANAGING DIRECTOR'S OFFICE											
CONTRACT #	DESCRIPTION	VENDOR NAME	AMOUNT	MBE	MBE RACE	MBE \$	MBE %	WBE	WBE RACE	WBE \$	WBE %
2120596	PS Small Order Purchase	Corona Partners LLC	\$75,000	CMTS	Af American Male	\$25,000	0.33%				
2120508	PS Micro Purchase	Public Agenda, Inc	\$15,000								
2120471	PS Micro Purchase	ProLiteracy Worldwide	\$33,810								
217127	Digital Cameras & Projector	Avenues International Inc.	\$2,970								
217128	Digital Cameras & Projector	Visual Sound, Inc.	\$1,131								
TOTAL SOP			\$127,911			\$28,000	0.22%			\$0	0.00%
ADJUSTED SOP			\$127,911			\$28,000	0.22%			\$0	0.00%

OFFICE OF THE CHIEF ADMINISTRATIVE OFFICER											
CONTRACT #	DESCRIPTION	VENDOR NAME	AMOUNT	MBE	MBE RACE	MBE \$	MBE %	WBE	WBE RACE	WBE \$	WBE %
2120654	PS Micro Purchase	Stephanie Kim	\$10,000								
2120616	PS Micro Purchase	Margaret M. Fenerty, Esq. LLC	\$10,000								
2120730	PS Small Order Purchase	Civic Initiatives, LLC	\$67,060	Chris Arlene	Af American Male	\$10,059	0.15%				
TOTAL SOP			\$87,060			\$10,059	0.12%			\$0	0.00%
ADJUSTED SOP			\$87,060			\$10,059	0.12%			\$0	0.00%

OFFICE OF INNOVATION & TECHNOLOGY											
CONTRACT #	DESCRIPTION	VENDOR NAME	AMOUNT	MBE	MBE RACE	MBE \$	MBE %	WBE	WBE RACE	WBE \$	WBE %
POXX21100939	MAINT/SUPPORT-COMPUTR HARDWARE/SOFT 0266 COMMERCIAL	FISCHER INTERNATIONAL SYSTEMS CORP.	\$5,975								
POXX21101081	OFF-SHELF COMP SOFTWARE 0216 MAINT/SUPPORT-COMPUTR	INDUCTIVE AUTOMATION LLC	\$3,479								
POXX21101533	HARDWARE/SOFT 0266 MAINT/SUPPORT-COMPUTR	CONTROL MODULE INC.	\$17,638								
POXX21101569	HARDWARE/SOFT 0266 REPAIR AND MAINTENANCE CHARGES	XEROX CORPORATION	\$955								
POXX21101684	0260 COMMERCIAL	ZASIO ENTERPRISES INCORPORATED	\$12,360								
POXX21101690	OFF-SHELF COMP SOFTWARE 0216 MAINT/SUPPORT-COMPUTR	KISTERS NORTH AMERICA INC	\$27,490								
POXX21103155	HARDWARE/SOFT 0266 MAINT/SUPPORT-COMPUTR	C I TECHNOLOGIES INC	\$29,183								
POXX21103257	HARDWARE/SOFT 0266 COMMERCIAL	ROUTESMART TECHNOLOGIES INC	\$15,505								
POXX21103345	OFF-SHELF COMP SOFTWARE 0216 MAINT/SUPPORT-COMPUTR	THE MATHWORKS INC	\$14,040								
POXX21103397	HARDWARE/SOFT 0266 COMMERCIAL	MACKINNEY SYSTEMS INC	\$10,300								
POXX21103931	OFF-SHELF COMP SOFTWARE 0216 MAINT/SUPPORT-COMPUTR	LINKO TECHNOLOGY INC	\$29,760								
POXX21104263	HARDWARE/SOFT 0266 MAINT/SUPPORT-COMPUTR	COMPUWARE CORPORATION	\$2,448								
POXX21105062	HARDWARE/SOFT 0266 MAINT/SUPPORT-COMPUTR	XEROX CORPORATION	\$955								
POXX21105437	HARDWARE/SOFT 0266 COMMERCIAL	CAST SOFTWARE, INC.	\$2,215								
POXX21105306	OFF-SHELF COMP SOFTWARE 0216 MAINT/SUPPORT-COMPUTR	LINKO TECHNOLOGY INC	\$3,500								
POXX21105432	HARDWARE/SOFT 0266 MAINT/SUPPORT-COMPUTR	COMPUWARE CORPORATION	\$2,858								
POXX21106841	HARDWARE/SOFT 0266 MAINT/SUPPORT-COMPUTR	ARC DOCUMENT SOLUTIONS LLC	\$3,000								
POXX21107141	HARDWARE/SOFT 0266 COMPUTER	XEROX CORPORATION	\$2,798								
POXX21107230	EQUIPMENT & PERIPHERALS 0427	DITTO COPY SYSTEMS INC	\$3,146								



OFFICE OF INNOVATION & TECHNOLOGY											
CONTRACT #	DESCRIPTION	VENDOR NAME	AMOUNT	MBE	MBE RACE	MBE \$	MBE %	WBE	WBE RACE	WBE \$	WBE %
POXX21107317	COMPUTER EQUIPMENT & PERIPHERALS 0427	TELVUE CORPORATION	\$16,935								
POXX21107332	COMMERCIAL OFF-SHELF COMP SOFTWARE 0216	TELVUE CORPORATION	\$4,500								
POXX21107416	COMMERCIAL OFF-SHELF COMP SOFTWARE 0216	WINCAN LLC	\$7,590								
POXX21108103	REPAIR AND MAINTENANCE CHARGES 0260	DCIM SOLUTIONS LLC DBA CRITICAL ENVIRON	\$14,454								
POXX21108163	MAINT/SUPPORT-COMPUTR HARDWARE/SOFT 0266	CHICAGO-SOFT, LTD.	\$9,041								
POXX21108186	MAINT/SUPPORT-COMPUTR HARDWARE/SOFT 0266	NICE SYSTEMS INC	\$3,900								
POXX21108506	ELECTRICAL LIGHTING COMMUNICATION 0410	XYPLES LLC	\$4,838								
POXX21108708	COMMERCIAL OFF-SHELF COMP SOFTWARE 0216	VESTRA RESOURCES INC	\$2,250								
POXX21108864	MAINT/SUPPORT-COMPUTR HARDWARE/SOFT 0266	LYTROD SOFTWARE INC	\$3,800								
POXX21108921	MAINT/SUPPORT-COMPUTR HARDWARE/SOFT 0266	XEROX CORPORATION	\$1,290								
POXX21110166	OFFICE MATERIALS AND SUPPLIES 0320	EVER READY FIRST AID & MEDICAL SUPPLY	\$1,381								
POXX21107082	COMMERCIAL OFF-SHELF COMP SOFTWARE 0216	VIATHOR, INC.	\$850								
2120631	PS Micro Purchase	LD Lower Holdings, Inc. Zencity	\$34,000								
2120611	PS Small Order Purchase	Technologies US INC	\$72,000								
2120609	PS Small Order Purchase	GLOBO Language Solutions LLC	\$63,000	GLOBO Language Solutions LLC	Hispanic Male	\$63,000	1.00%				
POXX21110799	COMMERCIAL OFF-SHELF COMP SOFTWARE 0216	CHICAGO-SOFT, LTD.	\$9,493								
POXX21110889	COMMERCIAL OFF-SHELF COMP SOFTWARE 0216	INTERSKILL LEARNING INC	\$1,756								
POXX21111148	COMMERCIAL OFF-SHELF COMP SOFTWARE 0216	MCKULA INC	\$2,900								
POXX21111803	TELEPHONE 0209	BERKSHIRE SYSTEMS GROUP INC	\$14,089								
POXX21114062	ELECTRICAL LIGHTING COMMUNICATION 0410	TILES IN STYLE LLC	\$5,250								
2120743	PS Micro Purchase	Marion Storey Biddle Tiles In Style LLC	\$10,000								
217272	Electrical Equipment	DBA Taza Supplies	\$4,195								
TOTAL SOP			\$475,114			\$63,000	0.13%			\$0	0.00%

OFFICE OF INNOVATION & TECHNOLOGY											
CONTRACT #	DESCRIPTION	VENDOR NAME	AMOUNT	MBE	MBE RACE	MBE \$	MBE %	WBE	WBE RACE	WBE \$	WBE %
LESS FEW OR NO/SOLE SOURCE			\$116,324								
ADJUSTED SOP			\$358,790			\$63,000	0.18%			\$0	0.00%

PARKS & RECREATION											
CONTRACT #	DESCRIPTION	VENDOR NAME	AMOUNT	MBE	MBE RACE	MBE \$	MBE %	WBE	WBE RACE	WBE \$	WBE %
2120551	PS Micro Purchase	Center for Architecture	\$33,000								
216680	FIRST AID SUPPLIES	HENRY SCHEIN INC	\$912								
216681	FIRST AID SUPPLIES	1st Needs Medical	\$1,536								
		Tiles In Style LLC									
216682	FIRST AID SUPPLIES	DBA Taza Supplies	\$2,200								
216683	FIRST AID SUPPLIES	CPR Savers & First Aid Supply	\$1,037								
	WORKREADY POLO, VEST, JERSEYS	KEYSTONE TEES INC	\$24,984								
		Blink Marketing LLC DBA Blink									
216890	WORKREADY YOUTH SUPPLIES	Signs	\$26,440								
	ROCKETBOOK CORE SMART	Wisecom									
216911	NOTEBOOK	Technologies Inc	\$38,300								
	PILOT ROCK	R J THOMAS MFG									
217346	TABLES 8 FT	CO INC	\$5,699								
TOTAL SOP			\$134,108			\$0	0.00%			\$0	0.00%
ADJUSTED SOP			\$134,108			\$0	0.00%			\$0	0.00%

POLICE DEPARTMENT											
CONTRACT #	DESCRIPTION	VENDOR NAME	AMOUNT	MBE	MBE RACE	MBE \$	MBE %	WBE	WBE RACE	WBE \$	WBE %
2120391	PS Micro Purchase	Collaborative Testing Services Inc.	\$26,600								
		Tiles In Style LLC									
215997	PIPETTE TIPS	DBA Taza Supplies	\$2,904								
216430	DOG NOOSE	Cross Road Tack Shop	\$5,340								
216538	pawn shop tracking system	LEADS ONLINE LLC	\$75,000								
	Horse Manure Pick & Hauling Service	Britton Industries Inc.	\$16,752								
		Anthony Party Rentals, Inc	\$3,550								
		Ephrata Agway(Henry B. Hoover, Inc.)	\$22,300								
214723	Equine Services (Feed)	SAFEWARE INC	\$29,744								
214839	Tourniquet and Case	DeSandre Bros.									
214843	EQUINE SERVICES (BEDDING)	Co. Inc.	\$32,873								
		DeSandre Bros.									
214869	EQUINE SERVICES-HAY	Co. Inc.	\$34,000								
214899	Dog Food	Phillips Pet Food and Supplies	\$21,526								
	Calibration of Calipers and Micrometeres in accordance with ISO										
214916	17025 (Annual)	ENV Services, Inc	\$29,473								
214928	Maint touch time kiosks	Control Module Inc.	\$17,638								
		PerkinElmer Health Sciences, Inc.									
214942	Maintenance Contract	Inc.	\$13,234								
		Nalco Water Pretreatment									
214945	Service Agreement for Laboratory Water	Solutions LLC	\$28,370								

POLICE DEPARTMENT												
CONTRACT #	DESCRIPTION	VENDOR NAME	AMOUNT	MBE	MBE RACE	MBE \$	MBE %	WBE	WBE RACE	WBE \$	WBE %	
216649	Deionization/Purification System hardware and software maint	Leica Geosystems, Inc. Micrographic Computer Services, Inc.	\$29,580									
	Preventive Maintenance Contract	CI Technologies Corporation	\$4,950									
	IA PRO SOFTWARE MAINT	Foster & Freeman USA Inc.	\$29,183									
	Annual Service Contract		\$4,910									
		Davis Packaging and Printing Services		Davis Packaging and Printing Services	Af American Male	\$14,157	1.00%					
	214986	Corrugated Board Annual Maintenance for EZ1 Advanced XL	QIAGEN, LLC.	\$15,836								
	214989	Test & Certification of Chemical Fume Hoods and Biological Safety Cabinets	ENV Services, Inc	\$3,120								
	214993	Annual Preventive Maint. Service for Mako Air Unit Compressors	Airpower Int'l., Inc.	\$1,750								
	214997	SNEEZE GUARD/SHIELD, ACRYLIC	Vercity Protect Inc	\$2,250								
	215015	Tent Rental	Anthony Party Rentals, Inc	\$3,850								
	215044	Annual Maintenance & Repair Service Contract for SiPass Security System	SIEMENS INDUSTRY INC	\$25,116								
	215079	Annual Air Time Service	3SI Security Systems, Inc.	\$6,372								
	215080	Bode Buccal Collectors EQUIP MANAGEMENT SOFTWARE	Bode Cellmark Forensics, Inc.	\$4,300								
	215123	Neopost Meter	AssetWorks USA, Inc.	\$30,385								
	215179	Maintenance Contract	MailFinance Doron Precision Systems, Inc.	\$2,144								
	215187			\$9,465								
	215202	65" LED SMART TV	Worldwide Inc	\$588								
	215208		Mehwish Baqai/Planet Cellular Inc									
	215250	Accessories		\$12,995								
	215250	Storage Racks	Bandy Co	\$1,539								
	215562	Dumpster	Conshohocken Products	\$1,710								
	215882	Currency Counter	Cummins Allison Corp.	\$5,583								
	215374	Currency Counter	Cummins Allison Corp.	\$7,046								
	215343	Microfilm and Microfilm Service	FW Dutton, Inc.	\$5,914								
	215312	Breathalyzer Supplies	Guth Laboratories, Inc.	\$5,472								
	215350	Calibration & Preventive Maint	Mettler Toledo, LLC	\$854								
	215459	Preventive Maintenance Contract	Mettler Toledo, LLC	\$8,947								
	215409	Maintenance Contract	Noritsu America Corp.	\$5,210								
	215482											
	215349	Acetate	Panoptic Sourcing & Supply LLC	\$1,176					Panoptic Sourcing & Supply LLC	White Female	\$1,176	1.00%
215263	Forklift Attachment	Tiles In Style	\$7,280									
216649	printing brochure tip cards	Ted Weiss Printing	\$784									
216884	Microfilm Scanner Maintenance	FW Dutton, Inc. d/b/a PMI Technologies	\$1,295									

POLICE DEPARTMENT											
CONTRACT #	DESCRIPTION	VENDOR NAME	AMOUNT	MBE	MBE RACE	MBE \$	MBE %	WBE	WBE RACE	WBE \$	WBE %
216945	OUTBOARD ENGINE/LOWER UNIT	NEWPORT MARINE INC	\$42,144								
217136	Boat Accessories	Elisha Webb & Son Co	\$14,965								
217309	upgrade to security access system	Securitas Electronic Security, Inc.	\$6,129								
	Software Upgrade for Gas Chromatograph/Mass Spectrometers	Agilent Technologies, Inc	\$19,984								
216329	Brass Collectors	Bag A Nut	\$2,532								
216168	Driftcon Acquisitions Maint.	Driftcon Acquisition	\$3,150								
217466	Battery & Battery Pack	Holtzberg Communications I Miller Precision Optical	\$1,009								
217258	Software Upgrade	Instruments Inc	\$7,470								
216463	Transport Weapons	Jim Lisk Transportation Services	\$6,000								
217267	Coveralls, Boots	Maxon Supplies LLC	\$2,165	Maxon Supplies LLC	Asian Male	\$2,165	1.00%				
216584	Storage Containers	Pac-Van Inc.	\$3,625								
217463	Parsystem Score & Test	Scantron Corp	\$10,077								
217094	Marine Supplies	Scubadel[hia LLC	\$6,486								
217462	Pouch Laminator	Tiles In Style LLC	\$999								
216888	Toner	WB Mason Wisecom	\$8,855								
216609	Shelving Unit	Technologies Inc	\$2,208								
217256	Dog Food	Xyple LLC	\$859	Xyple LLC	Af American Male	\$859	1.00%				
TOTAL SOP			\$751,720			\$17,181	0.02%			\$1,176	0.00%
LESS FEW OR NO/SOLE SOURCE			\$193,653								
ADJUSTED SOP			\$558,067			\$17,181	0.03%			\$1,176	0.00%

DEPARTMENT OF PRISONS											
CONTRACT #	DESCRIPTION	VENDOR NAME	AMOUNT	MBE	MBE RACE	MBE \$	MBE %	WBE	WBE RACE	WBE \$	WBE %
2120644	PS Micro Purchase	Urban Engineers, Inc.	\$33,900								
216017	work clothes	Uniforms Manufacturing of Arizona LLC.	\$58,245								
216279	Soap Form Cartridge	KNG Global Limited	\$28,990								
216361	Prison cell locks	RR Brink Locking Systems	\$36,300								
216535	vneck (blue) ss Mattresses, Institutional Mattress	Tiles In Style LLC DBA Taza Supplies	\$61,055								
216775	w/Integrated Pillow	CHESTNUT RIDGE FOAM INC	\$40,986								
216780	Paper (8.5" x 11")	EMERALD BUSINESS SUPPLIES	\$10,900								
TOTAL SOP			\$270,376			\$0	0.00%			\$0	0.00%
ADJUSTED SOP			\$270,376			\$0	0.00%			\$0	0.00%

DEPARTMENT OF PUBLIC PROPERTY											
CONTRACT #	DESCRIPTION	VENDOR NAME	AMOUNT	MBE	MBE RACE	MBE \$	MBE %	WBE	WBE RACE	WBE \$	WBE %
2120349	PS Micro Purchase	Lukens and Wolf LLC	\$5,000								

TOTAL SOP			\$5,000			\$0	0.00%			\$0	0.00%
ADJUSTED SOP			\$5,000			\$0	0.00%			\$0	0.00%

DEPARTMENT OF RECORDS											
CONTRACT #	DESCRIPTION	VENDOR NAME	AMOUNT	MBE	MBE RACE	MBE \$	MBE %	WBE	WBE RACE	WBE \$	WBE %
217442	microfilm readers with usb ports	NMS Imaging	\$63,819								
TOTAL SOP			\$63,819			\$0	0.00%			\$0	0.00%
ADJUSTED SOP			\$63,819			\$0	0.00%			\$0	0.00%

DEPARTMENT OF REVENUE											
CONTRACT #	DESCRIPTION	VENDOR NAME	AMOUNT	MBE	MBE RACE	MBE \$	MBE %	WBE	WBE RACE	WBE \$	WBE %
216114	Touchless Floor Stand Sanitizing Stations Interactive/Remot Queuing	Froggys Fog LLC	\$3,625								
POXX21103583	Support/Main	Qless Inc	\$25,753								
POXX21107452	Printing Services - Real Estate	Five Thousand Forms Inc	\$16,085					Five Thousand Forms Inc		\$16,085	1.00%
POXX21108705	25-year Employee Service Pins	Beben Insignia	\$1,025								
POXX21113192	Disposable Nitrile Gloves	Neptune Trading Inc	\$1,760								
POXX21112782	Paper Jogger Table Top	Holzberg Communications, Inc.	\$1,340								
POXX21115930	Machine Length Stretch Film	Avenues Interantional Inc	\$830								
POXX21116765	Equipment Support/Maintenance	Fluence Automation	\$30,414								
POXX21119876	Printing Services - Bill Stuffers	McClafferty Printing Company	\$2,896								
TOTAL SOP			\$83,728			\$0	0.00%			\$16,085	0.19%
ADJUSTED SOP			\$83,728			\$0	0.00%			\$16,085	0.19%

DEPARTMENT OF STREETS											
CONTRACT #	DESCRIPTION	VENDOR NAME	AMOUNT	MBE	MBE RACE	MBE \$	MBE %	WBE	WBE RACE	WBE \$	WBE %
2120608	PS Micro Purchase	The Light Brigade, Inc	\$12,200								
216141	Traffic Signal Conductor Cable Maintenance & Repair of Packers & Cylinders at the Northwest	NORTH STAR ELECTRICAL SUPPLY CO	\$47,952					NORTH STAR ELECTRICAL SUPPLY CO	White Female	\$47,952	1.00%
216462	Transfer Station	Mac Hydraulics	\$74,999								
216479	5 Gallon Gas Cans	Academy Hardware	\$3,780								
2120708	PS Micro Purchase	Total Equipment Training, Inc.	\$16,520								
216774	Mobile Speed Display Trailers	TRAFFIC LOGIX CORP	\$57,500								
216978	Heavy Duty Shelving	ANA SOURCING, LLC	\$20,913								
217131	Mini Split System & AC Condenser RECONDITIONING OF HAWCO INCINERATOR GRAPPLE	Tiles In Style LLC DBA Taza Supplies	\$7,095								
217342	BUCKET	Woodvine Group, LLC	\$74,930								
TOTAL SOP			\$315,889			\$0	0.00%			\$47,952	0.15%
ADJUSTED SOP			\$315,889			\$0	0.00%			\$47,952	0.15%

CONTRACT #	DESCRIPTION	VENDOR NAME	AMOUNT	MBE	WATER DEPARTMENT		MBE %	WBE	WBE RACE	WBE \$	WBE %
					MBE RACE	MBE \$					
POXX21100816	Maintenance Contract for OCE TDS700 PRINTER/SCANNER	Electronic Risk Consultants Inductive	\$5,400								
POXX21101081	Inductive Automation Kisters, Annual Support and Maintenance, Renewal	Automation LLC	\$3,479								
POXX21101690		KISTERS North America	\$27,490								
POXX21102920	Resin FY21	Nalco Water Pretreatment Solutions LLC	\$18,606								
POXX21102946	ELISA Testing Kits	Abraxis, Inc. Shimadzu	\$5,713								
POXX21104869	Planned Maintenance for the Shimadzu	Scientific Instruments	\$4,836								
POXX21105386	Kresto Hand Cleaner	South Jersey Paper Products	\$12,440					South Jersey Paper Products	White Female	\$12,440	1.00%
POXX21105408	Portable Water Jug, 2 Gallon	BANDY CO	\$2,480								
POXX21105412	Portable Water Cooler, 5 Gallon	BANDY CO	\$3,368								
POXX21105417	Shovel, Round Point	BANDY CO	\$1,078								
POXX21105424	Packing Tephite 1/2"	INDEPENDENT SEALING COMPANY	\$1,140								
POXX21105426	Asphalt Rake	INDEPENDENT HARDWARE INC	\$1,793								
POXX21105483	Railroad Pick Head 7 lb	Academy Hardware	\$907								
POXX21105488	Anti Vibration Brick Hammer 24oz	Academy Hardware	\$1,095								
POXX21105500	Cement Groover, Bronze 3/4"	INDEPENDENT HARDWARE INC	\$839								
POXX21106837	Disposable Microporous Coverall	Elite Textile Trading LLC	\$11,840								
POXX21106900	Faceshield and Adapter	Fastenal Company	\$817								
POXX21106903	1 Gallon Steel Gas Can	Academy Hardware	\$2,109								
POXX21107167	Leica S9 i Steriomicroscope System	Xyples LLC	\$3,600								
POXX21107204	Magnesium Bull Float 48"	DONATO SPAVENTA & SONS INC	\$1,337								
POXX21107220	Brick Trowel	T FRANK MCCALLS INC	\$980					T FRANK MCCALLS INC	White Female	\$980	1.00%
POXX21107223	Axe Handle, 36"	DONATO SPAVENTA & SONS INC	\$1,290								
POXX21108428	Waterproof digital Cameras	ANA SOURCING, LLC	\$1,666								
POXX21108569	Leica S9 i Steriomicroscope System	I. Miller Precision Optical	\$9,033								
POXX21109062	CABINETS (Various)	ULTRA SOAP AZ	\$1,663								
POXX21109430	Propylene Glycol - Anti-freeze	Petrochoice LLC	\$30,636								
POXX21109850	Stereo Microscope	I. Miller Precision Optical	\$23,780								
POXX21110370	Nitrile Disposable Gloves	SAF T GARD INTERNATIONAL INC	\$9,555								
POXX21110836	Hole Digging Post	Donato Spavento	\$2,518								
POXX21122109	Cultivator for tine	Academy Hardware	\$767								
POXX2111300	Packing Telhite printing/cutting machine	Independent Sealing Co	\$3,800								
POXX21113410		Avenues International Inc	\$4,763								



CONTRACT #	DESCRIPTION	VENDOR NAME	AMOUNT	MBE	WATER DEPARTMENT						
					MBE RACE	MBE \$	MBE %	WBE	WBE RACE	WBE \$	WBE %
POXX21113622	Western Sccop Shovel	BANDY CO	\$7,448								
POXX21110318	Time Clock Maintenance/Training	Time and Parking Sahar Coston- Hardy	\$4,068								
2120507	PS Small Order Purchase	Photography LLC	\$10,000								
	service maintenance and repair to winterize the boat										
216069	engine and generator	NEWPORT MARINE INC	\$2,119								
216117	Calibration FY21 Attendance	ENV Services, Inc	\$8,970								
216530	Management Time Clock and Software	i2 Security Solutions The Cloud Institute for Sustainability Education	\$26,813								
	2120529 PS Small Order Purchase	Kimberly A. Ferguson	\$34,000								
2120645	PS Small Order Purchase	Mike Nelson	\$34,000								
2120646	PS Small Order Purchase	Consulting, LLC INDEPENDENT SEALING COMPANY	\$34,000								
216716	Packing Tephite 1/2" EchoShore-TX Leak Detection Equipment & Components		\$760								
217252	HAYWARD GORDON CHOPPER PUMP	Echologics, LLC BEARING & DRIVE SOLUTIONS INC	\$70,860								
217465			\$59,554								
TOTAL SOP			\$362,235			\$0	0.00%			\$13,420	0.04%
ADJUSTED SOP			\$362,235			\$0	0.00%			\$13,420	0.04%

Figure 17 – Services, Supplies, and Equipment (SSE)

CONTRACT #	DESCRIPTION	VENDOR NAME	AMOUNT	MBE	DEPARTMENT OF AVIATION		MBE %	WBE	WBE RACE	WBE \$	WBE %
					MBE RACE	MBE \$					
204641	AIRPORT HONEYWELL ACCESS CONTROL SYSTEM PARTS AND REPAIRS	INTEGRATED SECURITY & COMMUNICATIONS	\$101,775								
214995	AIRPORT TERMINAL SEATING SYSTEMS SURFACE SENSOR SYSTEM AND ROAD WEATHER INFORMATION SYSTEM	ARCONAS EXCEPTIONAL PUBLIC SEATING	\$72,000	A. Pomerantz	Af American Male	\$23,040	32.00%	The Riff Group LLC	White Female	\$18,000	0.25%
215338	MAINTENANCE, REPAIR, AND PARTS FOR BESAM-AUTOMATED ENTRANCE EQUIPMENT	JDL Services LLC	\$42,250	Cooper Trading Inc	Af American Male	\$4,225	10.00%	Supreme Safety Inc	White Female	\$2,112	0.05%
215729		ASSA ABLOY Entrance Systems, US GENERAL ASPHALT PAVING CO. OF PHILADELPHIA	\$73,336								
215970	Air Handler Repair Parts Service		\$131,528								
216403	Maintenance for Interactive Employee Training System	American Association of Airport Executives	\$55,400								
216597	Runway Silica Sand	Whibco of New Jersey Inc.	\$114,292								
TOTAL SSE LESS FEW OR NO/SOLE SOURCE			\$590,581			\$27,265	4.62%			\$20,112	0.03%
ADJUSTED SSE			\$260,264								
			\$330,317			\$27,265	8.25%			\$20,112	0.06%

CONTRACT #	DESCRIPTION	VENDOR NAME	AMOUNT	MBE	FIRE DEPARTMENT		MBE %	WBE	WBE RACE	WBE \$	WBE %
					MBE RACE	MBE \$					
216238	Protective Footwear	911 Safety Equipment LLC	\$42,480								
216559	Cleaning and Repair of Protective Clothing	911 Safety Equipment LLC	\$34,019								
217084	Maintenance/Repair of Breathing Compressors	Compressed Air Systems Inc.	\$52,350								
TOTAL SSE LESS FEW OR NO/SOLE SOURCE			\$128,849			\$0	0.00%			\$0	0.00%
ADJUSTED SSE			\$128,849			\$0	0.00%			\$0	0.00%

CONTRACT #	DESCRIPTION	VENDOR NAME	AMOUNT	MBE	FLEET DEPARTMENT		MBE %	WBE	WBE RACE	WBE \$	WBE %
					MBE RACE	MBE \$					
215131	Repair/Replacement Service for American La France Ladders and Pumpers	FIRE LINE EQUIPMENT LLC	\$70,475								

CONTRACT #	DESCRIPTION	VENDOR NAME	AMOUNT	MBE	FLEET DEPARTMENT		MBE %	WBE	WBE RACE	WBE \$	WBE %
					MBE RACE	MBE \$					
215132	Repair/Replacement Service for American La France Ladders and Pumpers	CAMPBELL SUPPLY CO LLC	\$86,750								
215502	4x2 Cab Over Truck	Bentley Truck Services Bay Head Investments Inc dba VCI	\$692,710								
215931	Repair and Maintenance of Fire Medic Units Vehicle	Emergency Vehicle Specialists	\$34,192								
215965	Upholstery Service	STATE GLASS & UPHOLSTERY INC	\$52,860								
216056	4x2 Truck with 17 Cubic Yard High Density Rear Compactor CNG Fueling of Refuse Compactors	Hunter Keystone Peterbilt Ip dba Hunter Truck Sales and Service Clean Energy dba Clean Energy CA Corp.	\$393,843								
216262		H.A. DeHart & Son, Inc.	\$55,200								
216303	Compactor Repair	Mid Atlantic Waste Systems	\$222,928								
216304	Compactor Repair Cab Over/Cab		\$297,085								
207156	Forward Truck	G.L. Sayre, Inc.	\$1,567,561								
207167	Cab Over/Cab Forward Truck	Bergey's Truck Centers	\$1,333,674								
207172	Cab Over/Cab Forward Truck	AIR BRAKE & EQUIPMENT	\$747,688								
216572	4x2 Truck Crew Cab with Various Bodies	Transteck, Inc. dba Freightliner of Philadelphia Hunter Keystone Peterbilt Ip dba Hunter Truck Sales and Service	\$273,257								
216573	Emergency Repair and Maintenance of Refrigeration Units in Trailers	McCloskey Mechanical Contractors, Inc.	\$273,873								
216670	Bird Control Service	BIRD CONTROL SERVICES, INC	\$53,115								
216724	Police Specialty Vehicles	PACIFICO FORD INC	\$35,164								
216827	Police Specialty Vehicles	Chapman Chevrolet	\$413,857								
216828	Police Specialty Vehicles	C&C ford sales dba CDJR	\$494,030								
216829	Repair and Service of Medium Duty Trucks	MARDINLY INDUSTRIAL POWER	\$230,670								
217027	Repair and Service of Medium Duty Trucks		\$41,750								
217028	4x2 Truck Reg Cab with Various Bodies	Bentley Truck Services	\$55,603								
217184	4x2 Truck Reg Cab with Various Bodies	PACIFICO FORD INC	\$359,942								
217185	4x2 Truck Reg Cab with Various Bodies	Transteck, Inc. dba Freightliner of Philadelphia	\$285,646								
217187	4x2 Truck Reg Cab with Various Bodies	G.L. Sayre, Inc.	\$296,947								
217303	4x2 Reg Cab 5CY Dump Truck	Transteck, Inc. dba Freightliner of Philadelphia	\$664,345								

CONTRACT #	DESCRIPTION	VENDOR NAME	AMOUNT	MBE	FLEET DEPARTMENT						
					MBE RACE	MBE \$	MBE %	WBE	WBE RACE	WBE \$	WBE %
217304	4x2 Reg Cab 5CY Dump Truck	Hunter Keystone Peterbilt lp dba Hunter Truck Sales and Service	\$694,111								
217305	4x2 Reg Cab 5CY Dump Truck	G.L. Sayre, Inc.	\$739,319								
TOTAL SSE LESS FEW OR NO/SOLE SOURCE			\$10,466,595			\$0	0.00%			\$0	0.00%
ADJUSTED SSE			\$10,466,595			\$0	0.00%			\$0	0.00%

CONTRACT #	DESCRIPTION	VENDOR NAME	AMOUNT	MBE	HEALTH DEPARTMENT						
					MBE RACE	MBE \$	MBE %	WBE	WBE RACE	WBE \$	WBE %
216528	Medical Exam Tables	HENRY SCHEIN INC	\$149,530								
216605	Personal protection supplies used for postmortem examinations. Determine HIV- 1/2 Ag/Ab Combo(x25) ;Determine HIV- 1/2 Ag/Ab Controls Kit (HIV- 1,HIV- 2,p24Ag,NR)	SALAM INTERNATIONAL, INC.       Abbott Rapid Dx North America, LLC	\$122,825								
217079			\$100,000								
TOTAL SSE LESS FEW OR NO/SOLE SOURCE			\$372,355			\$0	0.00%			\$0	0.00%
ADJUSTED SSE			\$372,355			\$0	0.00%			\$0	0.00%

CONTRACT #	DESCRIPTION	VENDOR NAME	AMOUNT	MBE	FREE LIBRARY OF PHILADELPHIA						
					MBE RACE	MBE \$	MBE %	WBE	WBE RACE	WBE \$	WBE %
216267	HVAC Maintenance/Re pairs - Branches and Regionals	LOR-MAR MECHANICAL SERVICES INC	\$599,532								
216268	HVAC Maintenance/Re pairs - Branches and Regionals	Fluidics, Inc.	\$613,249								
TOTAL SSE LESS FEW OR NO/SOLE SOURCE			\$1,212,781			\$0	0.00%			\$0	0.00%
ADJUSTED SSE			\$1,212,781			\$0	0.00%			\$0	0.00%

CONTRACT #	DESCRIPTION	VENDOR NAME	AMOUNT	MBE	OFFICE OF INNOVATION & TECHNOLOGY						
					MBE RACE	MBE \$	MBE %	WBE	WBE RACE	WBE \$	WBE %
216344	Maintenance and Support for Software AG Software and Products	Software AG USA, Inc. C D W	\$617,045								
216668	Getac F110 Fully Rugged Tablets	GOVERNMENT LLC	\$442,377								
216948	Maintenance and Support for Juniper Network Switches	PC Specialists, Inc.	\$1,335,000	PC Specialists, Inc.	Asian Male	\$1,335,000	100.00%				

TOTAL SSE LESS FEW OR NO/SOLE SOURCE		\$2,394,422		\$1,335,000	55.75%		\$0	0.00%
ADJUSTED SSE		\$617,045 \$1,777,377		\$1,335,000	75.11%		\$0	0.00%

PARKS & RECREATION											
CONTRACT #	DESCRIPTION	VENDOR NAME	AMOUNT	MBE	MBE RACE	MBE \$	MBE %	WBE	WBE RACE	WBE \$	WBE %
215983	Parkland Forest Restoration	ALL SEASONS LANDSCAPING CO INC	\$170,608								
TOTAL SSE LESS FEW OR NO/SOLE SOURCE			\$170,608			\$0	0.00%			\$0	0.00%
ADJUSTED SSE			\$170,608			\$0	0.00%			\$0	0.00%

POLICE DEPARTMENT											
CONTRACT #	DESCRIPTION	VENDOR NAME	AMOUNT	MBE	MBE RACE	MBE \$	MBE %	WBE	WBE RACE	WBE \$	WBE %
215570	Scanning electron microscope for GSR	Nanoscience Instruments	\$225,550								
216870	Annual Preventive Maintenance for Patrol Bicycles	Bustleton Bikes, INC	\$387,737								
TOTAL SSE			\$613,287			\$0	0.00%			\$0	0.00%
LESS FEW OR NO/SOLE SOURCE			\$225,550								
ADJUSTED SSE			\$387,737			\$0	0.00%			\$0	0.00%

DEPARTMENT OF PRISONS											
CONTRACT #	DESCRIPTION	VENDOR NAME	AMOUNT	MBE	MBE RACE	MBE \$	MBE %	WBE	WBE RACE	WBE \$	WBE %
215414	Work Boots	THE THOMASTON CORP	\$39,757								
	Maint & Repair of Uninterrupted Power Supply (UPS) Equipment throughout Philadelphia Prison System	Weissco Power, LLC	\$35,450								
205453	Textiles/Materials - Sheeting, washcloth, terry cloth	Tabb Textiles Co., Inc.	\$204,150								
216063	Mattresses, Institutional Mattress w/Integrated Pillow	CHESTNUT RIDGE FOAM INC	\$170,544								
216963								Daniels Contracting of Philadlephia, Inc.			
	Cleaning of Kitchen Grease Traps	Daniels Contracting of Philadlephia, Inc.	\$161,676						White Female	\$161,676	1.00%
217421											
TOTAL SSE LESS FEW OR NO/SOLE SOURCE			\$611,576			\$0	0.00%			\$161,676	0.26%
ADJUSTED SSE			\$611,576			\$0	0.00%			\$161,676	0.26%

DEPARTMENT OF PUBLIC PROPERTY											
CONTRACT #	DESCRIPTION	VENDOR NAME	AMOUNT	MBE	MBE RACE	MBE \$	MBE %	WBE	WBE RACE	WBE \$	WBE %
215765	Maintenance, Repair and Inspection	Sycamore Mechanical Contractors	\$457,684					Sycamore Mechanical Contractors	White Female	\$457,684	0.00%

	Services For Nederman Exhaust Systems										
TOTAL SSE LESS FEW OR NO/SOLE SOURCE			\$457,684			\$0	0.00%			\$457,684	1.00%
ADJUSTED SSE			\$457,684			\$0	0.00%			\$457,684	1.00%
DEPARTMENT OF REVENUE											
CONTRACT #	DESCRIPTION	VENDOR NAME	AMOUNT	MBE	MBE RACE	MBE \$	MBE %	WBE	WBE RACE	WBE \$	WBE %
216261	Maintenance for Bell & Howell Mailing System	Bell and Howell, LLC	\$188,450								
183785	Mailing Equipment	Pitney Bowes Inc	\$59,706								
TOTAL SSE LESS FEW OR NO/SOLE SOURCE			\$248,156			\$0	0.00%			\$0	0.00%
ADJUSTED SSE			\$248,156 \$0			\$0	0.00%			\$0	0.00%
DEPARTMENT OF STREETS											
CONTRACT #	DESCRIPTION	VENDOR NAME	AMOUNT	MBE	MBE RACE	MBE \$	MBE %	WBE	WBE RACE	WBE \$	WBE %
214175	Paper Bags Traffic Speed Control; Portable	DANO ENTERPRISES INC	\$67,425								
215786	Speed Cushions	TRAFFIC LOGIX CORP	\$182,256								
TOTAL SSE LESS FEW OR NO/SOLE SOURCE			\$249,681			\$0	0.00%			\$0	0.00%
ADJUSTED SSE			\$249,681			\$0	0.00%			\$0	0.00%
WATER DEPARTMENT											
CONTRACT #	DESCRIPTION	VENDOR NAME	AMOUNT	MBE	MBE RACE	MBE \$	MBE %	WBE	WBE RACE	WBE \$	WBE %
215601	Resin cartridge FIBERGLASS DOORS, FRAMES, ACCESSORIES, AND HARDWARE & INSTALLATION SERVICES	Nalco Water Pretreatment Solutions LLC	\$81,546								
215289		JAMES DOORCHECK INC	\$46,571	Nesmith & Co. Inc. Burgoyne/Co usin LLC	Af American Male Af American Female	\$4,657 \$2,329	10.00% 5.00%				
205745	Emergency SEWER EXCAVATION REPAIR AND STREET RESTORATION	JPC Group, Inc.	\$2,746,163	Aviman Management , LLC DCD Contracting Inc S & F Partners LLC	Af American Male Af American Male Hispanic Male	\$178,500 \$178,500 \$54,950	6.50% 6.50% 2.00%	Gessler Construction Inc. Norris Sales Company William G. More & Son Inc.	White Female White Female White Female	\$110,000 \$82,500 \$82,300	0.00% 0.00% 0.00%
205573	Pipe Fittings Water Meters, Parts, Supplies	FERGUSON WATERWORKS	\$2,158,901								
205066	Water Meters, Parts, Supplies	Sensus USA, Inc. BADGER METER INC	\$38,000 \$45,000								



CONTRACT #	DESCRIPTION	VENDOR NAME	AMOUNT	MBE	WATER DEPARTMENT						
					MBE RACE	MBE \$	MBE %	WBE	WBE RACE	WBE \$	WBE %
204721	REPAIR PORTABLE PUMPS -GODWIN Maintenance: Process Control System	MUNICIPAL MAINTENANCE CO INC EMERSON PROCESS MNGMNT POWER & WATER SOL	\$41,800								
204680	(Emerson)		\$191,333								
215951	Emergency Abatement Repair Program	IN A FLASH PLUMBING & HEATING INC.	\$375,000					IN A FLASH PLUMBING & HEATING INC.	White Female	\$375,000	1.00%
215952	Emergency Abatement Repair Program	EDWARD HUGHES & SON INC	\$300,000								
215953	Emergency Abatement Repair Program	BEST CHOICE PLUMBING & HEATING INC	\$375,000								
215954	Emergency Abatement Repair Program	BART EMANUEL & SON, LLC	\$300,000								
215955	Emergency Abatement Repair Program	Society Hill Plumbing	\$300,000	Society Hill Plumbing	Af American Male	\$300,000	100.00%				
215956	Emergency Abatement Repair Program	Mr D's Plumbing & heating Inc	\$375,000								
215957	Emergency Abatement Repair Program	burke plumbing & heating inc	\$375,000								
215958	Emergency Abatement Repair Program	excel plumbing heating and air inc	\$300,000								
215959	Emergency Abatement Repair Program	John J. Ciervo Plumbing & Heating	\$300,000								
215960	Emergency Abatement Repair Program	Arrow Plumbing Heating and Air Conditioning LLC	\$250,000								
215961	Emergency Abatement Repair Program	Daniels Contracting of Philadelphia, Inc.	\$250,000					Daniels Contracting of Philadlephia, Inc.	White Female	\$250,000	1.00%
216143	Autoclave (Steam Sterilizer)	STERIS	\$35,640								
216360	Foam Roof Repairs Repair Service and Parts Oxygen Generation and Activated Sludge System	JJD URETHANE CO	\$78,000					JJD URETHANE CO	White Female	\$78,000	1.00%
216475		SOLUTIONWERKS , INC. FERGUSON WATERWORKS	\$195,100								
215802	Pipe, Vitrified Clay		\$143,643								
215821	Emergency Cleaning and Restoration Program	GRAHAM & SONS RESTORATION	\$220,000	West Chester Environment al LLC	Asian Male	\$33,000	15.00%	Graham & Sons Restoration dba Servpro of South Philadelphia	White Female	\$187,000	0.85%
215822	Emergency Cleaning and Restoration Program	Omega Restoration, Inc	\$220,000	Kingdom Builders and Industrial Cleaning	Af American Female	\$22,000	10.00%				
215823	Emergency Cleaning and Restoration Program	Delaware County Janitorial Inc	\$220,000	AMS Waste Disposal	Af American Male	\$33,000	15.00%	Athena Contracting	White Female	\$22,000	0.10%

WATER DEPARTMENT											
CONTRACT #	DESCRIPTION	VENDOR NAME	AMOUNT	MBE	MBE RACE	MBE \$	MBE %	WBE	WBE RACE	WBE \$	WBE %
215824	Emergency Cleaning and Restoration Program	Society Hill Restoration	\$220,000	3 D Demolition and Remodeling BAS Cleaning and Construction Company, LLC	Af American Male	\$33,000	15.00%	Bradley Temporaries	White Female	\$33,000	0.15%
215825	Emergency Cleaning and Restoration Program	Servpro of Upper Bucks	\$220,000	West Chester Environmental LLC	Asian Male	\$33,000	15.00%	Graham & Sons Restoration dba Servpro of South Philadelphia	White Female	\$22,000	0.10%
217211	Water, Sewer, and Basement Protection Plumbing Repairs	burke plumbing & heating inc	\$300,000								
TOTAL SSE LESS FEW OR NO/SOLE SOURCE			\$10,701,696			\$905,936	8.47%			\$1,241,800	0.12%
ADJUSTED SSE			\$3,500,000								
			\$7,201,696			\$905,936	12.58%			\$1,241,800	0.17%

**Figure 18 – Citywide SSE**

MBPO #	Department Name	Description	Vendor Name	Blanket Dollar Limit	MBE	WBE
193626	Citywide	Snow Clearance and Removal Philadelphia International Airport & Northeast Philadelphia Airport	PREMIER CONCRETE, INC.	\$277,320		
193625	Citywide	Snow Clearance and Removal Philadelphia International Airport & Northeast Philadelphia Airport	BUCKLEY & COMPANY INC	\$4,368,480		
204837	Procurement Department	Tires and Tubes	MICHAEL GABOR & ASSOCIATES LLC	\$101,175		\$101,175
204838	Procurement Department	Tires and Tubes	Service Tire Truck Centers	\$34,633		
215258	Citywide	Instrument Repair Services	CHARLES W ROMANO CO	\$112,171		
209674	Citywide	Boiler Service and Inspection	GENERAL ASPHALT PAVING CO. OF PHILADELPHIA	\$1,058,492		
215308	Citywide	Athletic Equipment, Supplies and Accessories and Board Games	SS Worldwide Inc	\$16,470		
215278	Citywide	Automotive Paints and Related Supplies	Colours Inc	\$73,891		
215307	Citywide	Athletic Equipment, Supplies and Accessories and Board Games	BSN SPORTS & US GAMES	\$110,997		
215585	Citywide	Recycling Bins	ORBIS CORPORATION	\$362,200		
215487	Citywide	Lumber	American Forest Products LLC dba Tulnoy Lumber	\$364,685		
215614	Citywide	Service Pins and Badges	J Brandt Recognition, Ltd	\$34,003		
215590	Citywide	Snow Removal Services	JPC Group, Inc.	\$2,097,600		
215589	Citywide	Snow Removal Services	PETRONGOLO CONTRACTORS INC	\$1,888,200		
215591	Citywide	Snow Removal Services	James J. Anderson Construction Co., Inc.	\$5,597,352		
215592	Citywide	Snow Removal Services	A.P. Construction, Inc	\$1,794,060		
215717	Citywide	Power Hand Tools and Accessories	INDEPENDENT HARDWARE INC	\$83,198		
205506	Streets Department	Split Base for C-Post	IMAGE COMPONENTS INC	\$176,106		
215613	Citywide	Service Pins and Badges	Metis Inc	\$34,002		
215655	Citywide	Personal Protection Equipment Program	WB Mason	\$34,001		
215653	Citywide	Personal Protection Equipment Program	T FRANK MCCALLS INC	\$34,001		\$34,001
215657	Citywide	Personal Protection Equipment Program	Vercity Protect Inc	\$34,001	\$34,001	
215660	Citywide	Personal Protection Equipment Program	EHS Global LLC	\$34,001		\$34,001
215658	Citywide	Personal Protection Equipment Program	Lotus Connect LLC	\$34,001		\$34,001
215656	Citywide	Personal Protection Equipment Program	THE HOME DEPOT PRO	\$34,001		
215654	Citywide	Personal Protection Equipment Program	AMERICHEM INTERNATIONAL	\$34,001		
215611	Citywide	Service Pins and Badges	BERBEN INSIGNIA CO	\$76,639		
215794	Citywide	Safety Shoes	LEHIGH VALLEY SAFETY SUPPLY CO., INC.	\$119,553		
215405	Citywide	Inspection and Repair Services of Truck and Wheel Load Scales	Brian A Finn, Scale Co	\$34,090		
215716	Citywide	Power Hand Tools and Accessories	D L ELECTRONICS INC	\$140,072		
215659	Citywide	Personal Protection Equipment Program	Odell Suggs Accounts Receivables, LLC DBA OSAR,LLC	\$34,001	\$34,001	
206012	Citywide	Lubricants, Oils (Recycled and Virgin) and Greases	Petrochoice LLC	\$1,137,688		
206013	Citywide	Lubricants, Oils (Recycled and Virgin) and Greases	Jack Rich, Inc.	\$1,203,902		
206104	Citywide	ELECTRICAL REPAIR PARTS FOR IN HOUSE USE	CHARLES W ROMANO CO	\$408,750		
215916	Citywide	Purchase of Pharmaceutical Management, Supplies and Service	Dixon Shane LLC DBA R&S Northeast LLC	\$4,280,000		

MBPO #	Department Name	Description	Vendor Name	Blanket Dollar Limit	MBE	WBE
216028	Citywide	After Market Automotive Collision Replacement Parts	Keystone Automotive	\$47,250		
216052	Citywide	Electronic Components	A C RADIO SUPPLY INC	\$34,200		
216084	Citywide	Bond Line Printing	ARC Document Solutions LLC	\$46,440		
216184	Citywide	Recycling Bins	Rehrig Pacific Company	\$189,950		
216195	Citywide	Hardware Maintenance and Software Support for Photo Manager Capture/Retrieve Workstations	DataWorks Plus LLC	\$241,874		
216201	Citywide	Conversion of Documents to Microfilm	COURT RECORD & DATA MANAGEMENT	\$39,550		
216228	Citywide	Long Distance Telephone Services	Windstream Services, LLC	\$0		
216228	Citywide	Long Distance Telephone Services	Broadview	\$0		
216260	Citywide	Safety Shoes	Saf-Gard Safety Shoe Co.	\$119,553		
216276	Citywide	Fire Hoses, Couplings, and Fittings	MUNICIPAL EMERGENCY SERVICES INC	\$158,619		
216315	Citywide	Maintenance and Repair of Microscope Systems	I. Miller Precision Optical	\$61,020		
216316	Citywide	Refurbishing, Retrofitting, Installation and Replacement Parts for Safety Vehicles	Havis, Inc	\$189,448		
216398	Citywide	Reformulated Gasoline with 10% Ethanol and Bio Diesel Fuel (ULSD+5% from Soy)	Mansfield Oil Company	\$9,430,031		
216447	Citywide	Anti-Freeze and Heat Transfer Fluid	Petrochoice LLC	\$216,341		
216473	Citywide	Automotive Tools	I D S C HOLDINGS LLC dba Snap-on Industrial	\$60,174		
216480	Citywide	Oil & Gas Burner/Boiler Maintenance	Elliott-Lewis Corporation	\$814,509		
216543	Citywide	Latex and Female Condoms	Total Access Group, Inc.	\$165,692		
216544	Citywide	Latex and Female Condoms	Global Protection Corp	\$80,794		
216565	Citywide	Couplings for Pipe Repair	SMITH BLAIR INC	\$145,630		
216568	Citywide	Air Conditioning Maintenance and Repair	PT Mechanical Group, LLC	\$90,240		
216647	Citywide	Microfiche Reader/ Printer Maintenance Service and Supplies	Micrographic Computer Services, Inc.	\$34,002		
216648	Health Department	Transit Van Trucking	Wilbur Technical Services, LLC	\$1,500		
216654	Citywide	Lamps and Ballasts	COLONIAL ELECTRIC SUPPLY CO INC	\$146,130		
216655	Citywide	Lamps and Ballasts	BILLOWS ELECTRIC SUPPLY CO INC	\$34,001		
216656	Citywide	Lamps and Ballasts	WESCO Distribution	\$34,003		
216678	Citywide	Electrical Supplies; Distribution and Service Equipment, and Industrial Controls	Manna Supply	\$34,001	\$34,001	
216748	Procurement Department	Maintenance, Service and Repair of Boats & Outboard Engines	NEWPORT MARINE INC	\$34,045		
216758	Citywide	Electrical Supplies-Street Lighting	NORTH STAR ELECTRICAL SUPPLY CO	\$3,239,159		\$3,239,159
216759	Citywide	Electrical Supplies-Street Lighting	American Power LLC	\$3,688,472	\$3,688,472	
216790	Citywide	Purchase of Electric Motors	WILLIER ELECTRIC MOTOR CO INC	\$68,583		
216842	Citywide	Air Filter for HVAC Equipment	Advanced Air Service Group	\$104,269		
216843	Citywide	Air Filter for HVAC Equipment	Seherlhde LLC	\$229,518		
216855	Citywide	Maintenance and Repair of Automatic Temperature Controls	DEVINE BROTHERS, INC.	\$490,536		
216862	Citywide	Work Clothes	Uniform Gear Inc	\$34,000		\$34,000
216863	Citywide	Bituminous Materials	T D P S MATERIALS	\$163,380		
216864	Citywide	Bituminous Materials	Crafco, Inc.	\$34,000		
216865	Citywide	Bituminous Materials	American Asphalt Company, Inc.,	\$34,000		
216902	Citywide	Medical Supplies	Federated Healthcare Supply, Inc.	\$2,888,982		
216905	Citywide	Engine Repair and Overhaul/Transmission Rebuild and Exchange	MARDINLY INDUSTRIAL POWER	\$900,345		
216906	Citywide	Engine Repair and Overhaul/Transmission Rebuild and Exchange	DEL-VAL INTERNATIONAL TRUCKS, INC.	\$82,260		
216907	Citywide	Engine Repair and Overhaul/Transmission Rebuild and Exchange	Hunter Keystone Peterbilt Ip dba Hunter Truck Sales and Service	\$178,038		
216908	Citywide	Engine Repair and Overhaul/Transmission Rebuild and Exchange	Delaware Valley Truck Service Inc	\$367,925		
216909	Citywide	Engine Repair and Overhaul/Transmission Rebuild and Exchange	Penn Power Group	\$804,939		

MBPO #	Department Name	Description	Vendor Name	Blanket Dollar Limit	MBE	WBE
216913	Citywide	Welding and Soldering Materials and Supplies	MAXON SUPPLIES LLC DBA NEW JERSEY SAFETY EQUIPMENT	\$70,301	\$70,301	
216962	Citywide	Repair, Maintenance, Rehabilitation and Replacement of Air Compressors	CHARLES W ROMANO CO	\$279,470		
217003	Citywide	Turf Management for the Philadelphia Water Department	TOWNSCAPES INC	\$36,975		
217004	Citywide	Turf Management for the Philadelphia Water Department	M & M Lawn Care East Inc.	\$54,000		
217005	Citywide	Turf Management for the Philadelphia Water Department	Jimmy's Tree & Landscape Contractors, LLC	\$73,324		
217006	Citywide	Turf Management for the Philadelphia Water Department	Omar's Property Maintenance LLC	\$37,375	\$37,375	
217468	Citywide	Refrigerants And Refrigerant Substitutes	ASPEN REFRIGERANTS INC	\$201,366		
				Total	MBE	WBE
				\$52,767,949	\$3,898,151	\$3,476,338
					7.39%	6.59%



# 1.SECTION HEADING TITLE

## 1.1. SECTION SUBHEADING TITLE

### Third Level Subheading

#### Fourth Level Subheading

Normal body copy

footnote.<sup>1</sup>

#### Figure Citation Title

*Source Caption*

---

<sup>1</sup>

## 2.APPENDIX

### About Econsult Solutions, Inc.

This report was produced by Econsult Solutions, Inc. (“ESI”). ESI is a Philadelphia-based economic consulting firm that provides businesses and public policy makers with economic consulting services in urban economics, real estate economics, transportation, public infrastructure, development, public policy and finance, community and neighborhood development, planning, as well as expert witness services for litigation support. Its principals are nationally recognized experts in urban development, real estate, government and public policy, planning, transportation, non-profit management, business strategy and administration, as well as litigation and commercial damages. Staff members have outstanding professional and academic credentials, including active positions at the university level, wide experience at the highest levels of the public policy process and extensive consulting experience.



