

Labor Policy and Compliance Report January 2021 - June 2021

This document is a report from the Office of Labor Standards and the Office of Worker Protections from January 2021 through June 2021. The information is a summary as actual numbers may vary.

Fiscal Year 2021 Operating Budget can be found [here](#).

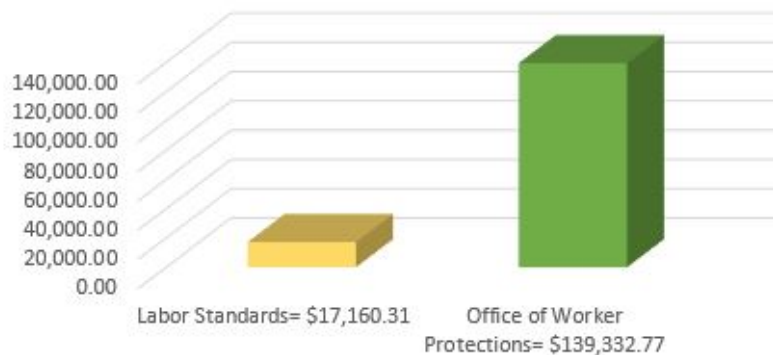
Total Finances Recovered:
\$155,819

Total Violations:
66

Total Staff:
16

Laws Enforced:
12

**Jan 2021 - June 2021
Labor Policy and Compliance
Total Finances Recovered = \$ 156,493**

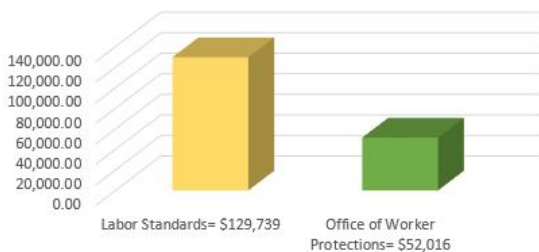


The following is a description of color coding for the Office of Worker Protection complaint based laws.



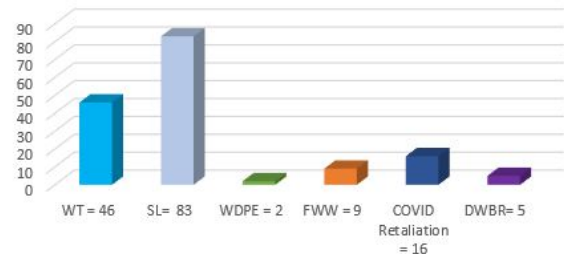
Total dollars recovered to complainant in Jan 2020 to Dec 2020.

**Jan 2020 - Dec 2020
Labor Policy and Compliance
Total Finances Restituted = \$ 181,755**



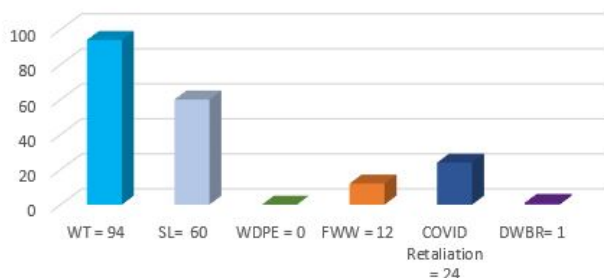
Total complaints filed in Jan 2021 to June 2021.

**Jan 2021- June 2021
Office of Worker Protections
Total Complaints Filed = 161**



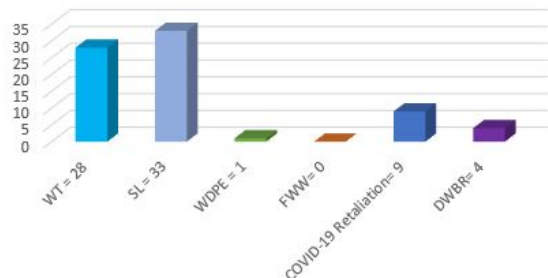
Total complaints filed in 2020.

**Jan 2020- Dec 2020
Office of Worker Protections
Total Complaints Filed = 191**



Total cases closed Jan 2021 to June 2021

**Jan 2021- June 2021
Office of Worker Protections
Resolved Complaints = 75**



Bad Actors

Bad actors are employers who are unresponsive, delinquent on resolving a violation, or are repeat violators.

Company Name / # of incidents :

Pavescapers / 1
Frank Fleming's General Contractors / 2
Plenty Cafe / 2
Milo Restaurant / 2
Divine Mercy Homecare / 2
Flexright Solutions / 1
One Shot Coffee and Cafe / 1
Carvallo Constrution LLC / 1
Condesa Restaurant/ 400 Rabbits LLC / 1
Vesbro/ Escape Room Philly / 1

Employers will be removed from this list upon compliance.

The Office of Worker Protections

Jan 2021- June 2021

Total Inquiries: 378

Total Complaints Filed: 161

Total Violations: 35

Total Mediations: 15 complaint based / 17 outreach

Total Complaints Withdrawn: 15

Total Outreach Events: 50