



CITY OF PHILADELPHIA
DEPARTMENT OF COMMERCE

Office of Economic Opportunity Annual Report - Fiscal Year 2015

Celebrating 33 Years of
Promoting Economic Opportunity for
Minority, Women, and Disabled Owned Businesses

Fiscal Year 2015 Annual Participation Report

This report represents the results of a robust and collaborative business strategy and an in-depth analysis of for-profit contracts awarded by the City of Philadelphia during Fiscal Year 2015 (FY15), July 1, 2014 through June 30, 2015. This report is in compliance with Chapter 17-1500 of the Philadelphia Code and Section 6-109 of the Philadelphia Home Rule Charter. It features:

- The annual analysis of Minority, Women, and Disabled Business Enterprises (M/W/DSBEs) participating on City contracts in comparison to annual participation goals for such businesses
- Ranking of City departments by percentage of contracts awarded to disadvantaged businesses
- Goals established by the 2014 Annual Disparity Study
- Economic Opportunity Plan Summary which tracks payments from prime contractors to M/ W/ DSBES

Mayor Michael Nutter's reauthorized Executive Order No. 3-12 requires a comparative assessment of the utilization (participation) of M/ W/ DSBES on City contracts for the purpose of setting annual participation goals. The participation goal for Fiscal Year 2015 was raised from 25% to 30%. This goal will remain at 30% for FY16. The original participation goal of 25% was established in 1983.

The Office of Economic Opportunity (OEO) welcomes your thoughts, feedback, and suggestions for expanding the City's inclusion strategy.

Acknowledgements:

- Mayor Michael Nutter for his enthusiastic leadership and unwavering support
 - The Mayor's Economic Opportunity Cabinet for its proactive support of the Office of Economic Opportunity (OEO)
 - Alan Greenberger, Deputy Mayor for Economic Development, and the Commerce Department for their generous contribution of time and talent to OEO's outreach efforts
 - OEO Staff and City Department OEO Officers who provide an extended network of personal dedication to setting stretch goals for Minority, Women, and Disabled Owned Businesses (M/W/DSBEs) across this region
 - The Mayor's Advisory Commission on Construction Industry Diversity and the OEO Advisory Board, comprised of business and civic leaders for their continued guidance and collaboration related to maximizing small business development and workforce inclusion (A list of Commission and Board Members are included in the Appendix)
 - OEO's strategic partners, whose commitment to economic inclusion aligns well with the OEO mission to provide opportunity, education, and networks that offer an effective structure of support for a diverse business community
 - M/ W/ DSBEs who demonstrate their passion for excellence and their willingness to be role models for Philadelphia's emerging business community
-

TABLE OF CONTENTS

	Page(s)
Cumulative Total of M/W/DSBE Contracts	1
Value of M/W/DSBE Contracts (\$MM)	1
Message from Mayor Michael A. Nutter	2
Message from Angela Dowd-Burton, Executive Director	3-4
Executive Summary	5-6
City Department Results	6
Distribution of M/W/DSBE Contracts Awarded By Race and Gender	6-7
M/W/DSBE Participation Results by Major Contract Categories	8-10
Public Works (37% of Spending)	8
Successful M/W/DSBEs Overcome Challenges that confront small businesses	8
Service, Supply and Equipment (9% of Spending)	9
Personal and Professional Services (53% of Spending)	9
Recognition of Partners in Non-M/W/DSBE Professional Service Firms	10
Citywide	10
Miscellaneous Purchase Orders and Small Order Purchases (1% of Spending)	10
City Departments Inclusion Results and Ranking	11
Challenges to Participation: Limited Availability	13
Impact of "Few or No" M/W/DSBEs	13
Quasi-Public Agencies M/W/DSBE Participation	14
City Projects with Federal Funding-DBE Participation	14
Work of the Office of Economic Opportunity	15-18
Helping M/W/DSBEs Stay Informed, Expand Networks, and Perform as Prime	15
A Special Alliance Relationship with PIDC	15
Talent Development	16
The Contract Compliance Reporting System	16
Scope of Monitoring Expanded	16-17
Economic Opportunity Plan (EOP) Review	17
Strategic Alliance Partners	17
Economic Opportunity Review Committee	18
Women on Boards	18-19
The Current State: 51% of businesses reported Women on Board and/or on Executive Staff	18
Future Aspirations	19
Strategy for Achieving the Goal	19
FY16 M/W/DSBE Participation Goals	19-21
Participation Goal Setting Process	19
Fiscal Year 2014 Annual Disparity Study - Fiscal Year 2016 Goals	19
History	20
Local Business Entities	20
Best Practices	20-21

TABLE OF CONTENTS continued...

MBE and WBE Testimonials	21-22
Emanuel Kelly FAIA, Principal, Kelly/Maiello Inc	21
Birgit Williams VP, Nu-Comfort Energy Solutions, LLC	21
Julie Copeland, CEO & President, Arbill Industries	22
Maria Frizelle, CEO, MFR Consultants, Inc	22
MBE and WBE Spotlight	22-23
Jude Arijaje, Owner, Minuteman Press	22
Katrin Hillner, President and CEO, PCN	23
Joanna Johnson-Harris, Owner and President, A.R.B. Construction Inc	23
On the Horizon	24
Growth of the OEO Registry	24
Goal Alignment and Compliance	24
Outreach and Collaboration	24
Minority Enterprise Development Week (MED Week) Overview	25-26

APPENDIX

	Page(s)
OEO Strategic Plan Report Card	A1-A2
OEO Boards and Commissions Listing	A3-A5
Mayor's Economic Opportunity Cabinet	A3
Economic Opportunity Review Committee	A3
Mayor's Advisory Commission on Construction Industry Diversity	A4
OEO Advisory Board	A5
List of Economic Opportunity Oversight Committees	A6
Economic Opportunity Review Committee (EORC) Expert Testimony	A7-A12
Office of Economic Opportunity Organization Chart	A13
OEO Liaison Listing	A14-A15
Definitions	A16-A17
Fiscal Year 2015 Participation Report	A18-A109
City Department For-Profit Contract Activity	A18-A103
Aggregate For Profit Contract Activity Fiscal Year 2015	A18
Aggregate For Profit Contract Activity Fiscal Year 2014	A19
MBE For Profit Contract Activity Fiscal Year 2015	A20
WBE For Profit Contract Activity Fiscal Year 2015	A21
PPS, PW and SSE Top Ten MBEs/WBEs FY15 Contracts	A22
City Departments Ranked By Percentage of Participation	A23
DBEs By Contract Categories	A24-A25
Public Works Formal Contracts	A26-A32
Service, Supply, and Equipment (SSE) Formal Contracts	A33-A38
Service, Supply, and Equipment (SSE) Sole Source Formal Contracts	A39-A40
Service, Supply, and Equipment (SSE) Few or No Formal Contracts	A41
CityWide Service, Supply, & Equipment Formal Contracts	A42-A44
CityWide Sole Source	A45
CityWide Service, Supply, & Equipment Few or No Contracts	A46
SSE Small Order Purchases (SOPs)	A47-A69
Personal & Professional Services (PPS) Formal Contracts	A70-A92
Personal & Professional Services Few or No Formal Contracts	A93-A95
PPS Miscellaneous Purchase Orders (MPOs)	A96-A103
Quasi-Government Agency Contract Activity	A104-A106
Philadelphia Industrial Development Corporation (PIDC)	A104
Philadelphia Housing Development Corporation (PHDC)	A105
Philadelphia Redevelopment Authority (PRA)	A106
Federally Funded Contract Activity	A107-A109
Aggregate For Profit Federally Funded Contract Activity FY 2015 & 2014	A107
DBEs By Federally Funded Contract Categories	A108
Public Works Federally Funded Contracts	A109

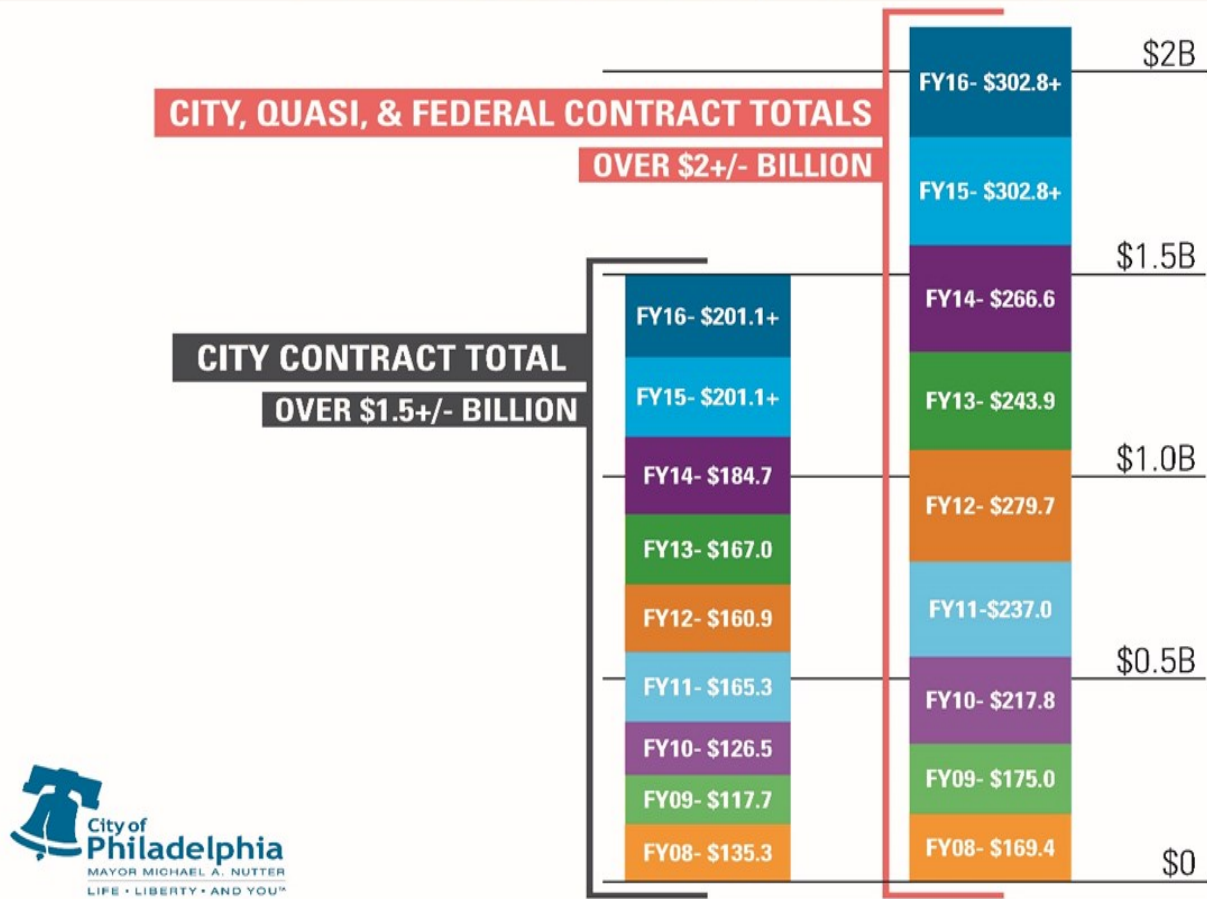
TABLES AND FIGURES

	Page(s)
Figure I Value of M/W/DSBE Contracts Awarded bt Fiscal Year (\$MM), City Departments Only	5
Figure II City Departments Participation Activity by Contract Type	6
Figure III OEO Registry of 2,440 Certified M/W/DSBEs	6
Figure IV Percentage of City Contract Dollars Awarded to M/W/DSBEs by Race and Gender	7
Figure V Philadelphia County Population and Business Ownership by Race and Gender	7
Table I M/W/DSBE Participation by Departments	8
Figure VI Department Contract Awards by Major Category (\$MM, Percent of Spending)	9
Table II City Departments with Service, Supplies, and Equipment Contracts Greater than \$1MM	10
Table III Ranking of City Departments by Actual Contract Participation FY15	12
Table IV Citywide & Service, Supply, and Equipment Categories with "Few or No" M/W/DSBEs - No Opportunity Deductions (\$MM)	13
Table V Personal and Professional Services Categories with "Few or No" M/W/DSBEs - No Opportunity Deductions (\$MM)	13
Table VI Quasi-Public Government Agencies M/W/DSBE Participation Summary (\$MM)	14
Table VII Disadvantaged Business Enterprise Participation on Federally Funded City Projects (\$MM)	14
Table VIII FY16 Annual Participation Goals	19
Figure VII Comparison of Disparity Study Reporting vs. OEO Deductions for "Few or No" M/W/DSBES and Inclusion of Quasi-Public Participation	20

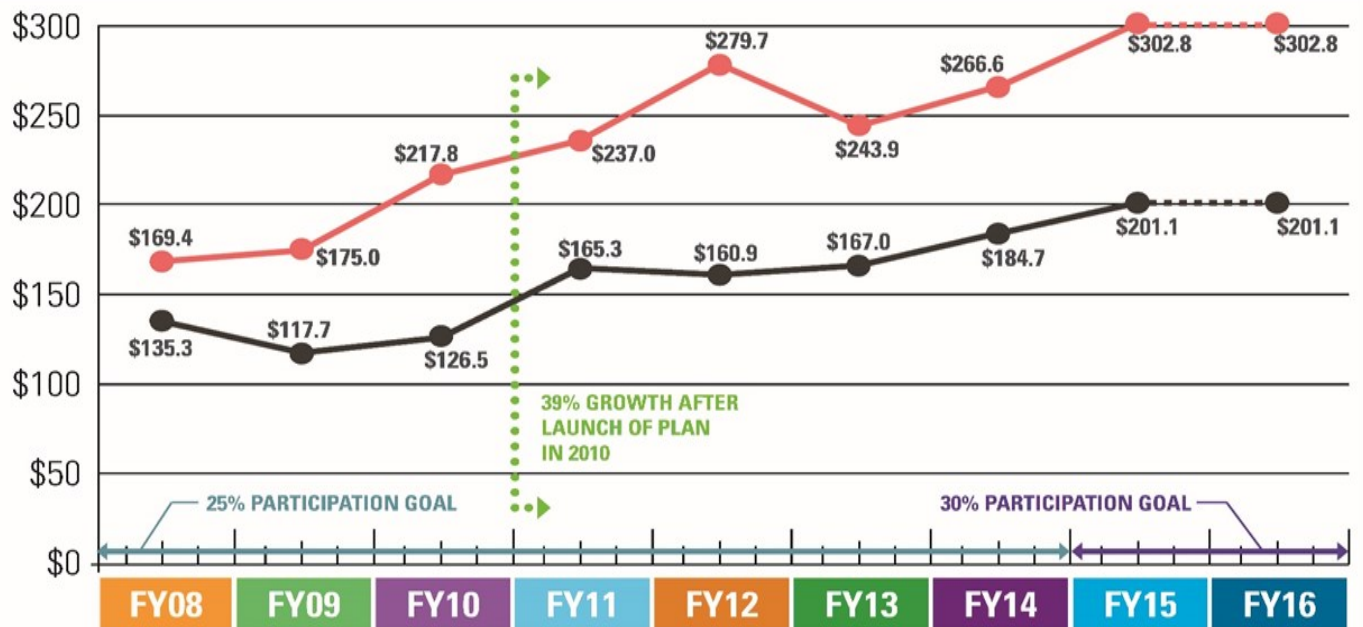
The Office of Economic Opportunity would like to thank the following individuals who contributed to the release of this Annual Participation Report:

- Sylvie Gallier Howard, Deputy Chief of Staff , Commerce Department
- Nicholas P. Jann, Manager of Special Projects, OEO
- Rebecca Lopez Kriss, Director, Marketing and Communications, Commerce Department
- Sung Park, Accounting Supervisor, OEO
- Michelle Price Randall, Executive Assistant, OEO
- LaShawnda Tompkins, Director of Special Projects, OEO

CUMULATIVE TOTAL OF M/W/DSBE CONTRACTS



VALUE OF M/W/DSBE CONTRACTS (\$MM)





Message from the Mayor

When I became Mayor, nearly eight years ago, I made a pledge that my administration would prioritize economic inclusion, ensuring that Minority, Women and Disabled Owned Businesses (M/W/DSBEs) gain greater access to city contracts and business services. To this end, the Office of Economic Opportunity was established in 2008. In 2010, we launched *Inclusion Works* – a strategic plan for economic inclusion – which has resulted in over \$2 billion in contracts being awarded to M/ W/ DSBES during my tenure. In Fiscal Year 2015 alone, \$302.8 million was awarded to these businesses, breaking a fiscal record for the City of Philadelphia.

Just as important as the availability of contracts is the infrastructure that has been put in place to sustain the advances we have made towards opening doors of opportunity for disadvantaged businesses. The Office of Economic Opportunity was moved from the Finance Department to the Commerce Department to leverage services for small businesses. Contract compliance systems were installed to track payments made to M/ W/ DSBES to ensure business commitments are enforced. OEO Officers within City departments have played an active role in encouraging disadvantaged businesses to participate in the competitive procurement process. Transparency in the reporting of city contracts has been enhanced and outreach activities expanded to attract even more businesses to the City.

The Office of Economic Opportunity has increased the size of the OEO Registry of Certified Businesses by 80% since the launch of *Inclusion Works* and strengthened its alliances with business advocates at the federal, state and local level, thus intensifying the engagement of small businesses.

I am proud of the leadership that the Office of Economic Opportunity has demonstrated to ensure that Philadelphia's economy is as diverse as possible and I am thrilled to share with you the result of our commitment in this annual report.

Congratulations to the Office of Economic Opportunity for its energetic pursuit of economic parity.

Sincerely,
Mayor Michael A. Nutter



Message from the Executive Director

The City of Philadelphia Office of Economic Opportunity (OEO) is pleased to release the *Fiscal Year 2015 Annual Participation Report and Economic Opportunity Plan (EOP) Review for the period July 1, 2014 through June 30, 2015*.

As the sun sets on Mayor Michael A. Nutter's second term in office, we take time out to measure the impact City departments and Quasi-Public agencies have had on economic inclusion over the past eight years. This report will focus on results in three key areas: Minority, Women, and Disabled Owned Business Enterprise (M/W/DSBE) participation, infrastructure to support continued growth, and emerging opportunities and challenges.

PARTICIPATION

A clear vision, sound strategic plan, “Inclusion Works”, and the vigorous implementation of that plan has resulted in \$2 billion awarded to M/ W/ DSBES from Fiscal Year 2008 through Fiscal Year 2015¹. Fiscal Year 2015 (FY15) was an extraordinary year for M/W/ DSBES, who secured contracts valued at \$302.8 million, a significant increase over the \$266.6 million awarded in FY14 and the highest level of engagement for disadvantage businesses documented in a fiscal year.

M/ W/ DSBES received 30.6% of department and agency contracts awarded in markets where they have the capability, capacity, and capital to do business. Contract activity for FY15 represented a 79% increase over FY08, the first year of the Administration. The increase in participation is attributable to aggressive outreach, growth in the economy and expansion of the OEO Registry of certified firms (2,440 businesses at the time of this report up from 1,289 companies in 2008).

Within City departments, minorities and white women shared 18.3% and 13.5% of contract participation, respectively. African American Business Enterprises represented 40.3% and White Women Owned Businesses represented 38.6% of the total M/ W/ DSBES contracts awarded. Asian American and Hispanic/Latino American Business Owners equally split the balance of contracts earned. A total of 519 disadvantaged businesses were awarded contracts in 2015, up from 409 in 2009, the OEO Doing Business with the City Program is attracting M/W/DSBES.

INFRASTRUCTURE

The change in the landscape and infrastructure of the Office of Economic Opportunity is a major contributor to the achievements noted. OEO relocated to the Commerce Department in 2010. Forty OEO Officers were recruited within operating departments to assist OEO with goal setting, compliance, and reporting that same year. In addition to OEO staff receiving national certifications, technical tools like the online OEO Registry, the Contract Compliance Reporting System used for payment tracking, and LCP Tracker used for workforce diversity monitoring have increased OEO's efficiency. Externally, the Chambers of Commerce, anchor institutions, and other business advocates and agencies have joined the OEO in its commitment to building a strong, vibrant, diverse business

¹ Mayor Michael A. Nutter's 2010 Economic Opportunity Strategic Plan: “Inclusion Works”. This Plan called for a 25% increase in the OEO Registry; 25% M/ W/ DSBES participation on City contracts; 32% minority and 7% female workforce diversity on public works projects; and relentless contract compliance.

community. As an example, the 2015 Minority Enterprise Development Week (MED Week) Celebration featured 40 sponsors, 26 workshops and seminars within 16 venues across the City.

The city has made a concerted effort to provide businesses, both primes and subcontractors, with a competitive advantage. The OEO website www.phila.gov/oao provides easy access to key resources from approved certifying agencies to the OEO Registry of businesses ready, willing, and able to deliver products and services. This site also provides a link to contracting opportunities with the Procurement Department and other City departments.

ON THE HORIZON

A key component of OEO's vision is a smooth and transparent transition to the next Administration with all systems ready for the continued advancement of the economic inclusion business strategy. Anticipating additional demands on resources and streamlining operations to increase impact are also a priority.

In addition to the summary of operating department contracts awarded, the FY15 Annual Report includes an analysis of Chapter 17-1600 of the Philadelphia Code governing Economic Opportunity Plans on public, private, and non-profit sector construction projects. Contractors are ranked based on the variance between their commitment to M/ W/ DSBEs and their actual goal achievement. We are currently tracking 764 EOPs.

The City of Philadelphia 2016 Democratic National Convention Host Committee (DNCC) is committed to achieving 35% disadvantage business participation on contracts awarded in preparation for this historic event. The OEO is pleased to serve on the Host Committee and looks forward to lifting up the M/ W/ DSBE community as a cornerstone to the success of this celebration and the recognition of Philadelphia as a world class city with first class business performance.

OEO salutes those businesses that graduated from the Goldman Sachs 10,000 Small Business Program and the Turner Construction Management Program this year as well as graduates of other programs that drive capacity, capability, and confidence within the business community. Many thanks to the Philadelphia Industrial Development Corporation (PIDC) for their investment in businesses seeking working capital to expand and prosper.

The Office of Economic Opportunity has received numerous awards during Mayor Nutter's Administration. We are proud to add the African American Chamber of Commerce Vanguard Award to the Commerce Department and a citation from the Asian American Chamber of Commerce of Greater Philadelphia received during 2015. See the Awards and Recognitions Section for a complete list of acknowledgements.

Our theme for Fiscal Year 2015 was "Step Up to Opportunity." Our theme for Fiscal Year 2016 is **Be Fearless**—it is time to take on prime contracts. We look forward to an insightful, inspiring, and empowering year ahead.

Angela Dowd-Burton
Executive Director, Office of Economic Opportunity

Executive Summary

By the end of Mayor Michael Nutter's Administration, December 2015, the City will have awarded \$2 billion to M/W/DSBEs. The annual growth in contracts awarded to these businesses is depicted in **Figure I**, which shows a 79% increase in the value of contracts awarded between FY08 to FY15, ending June 30, 2015. This upward trend (10%/year) in contracts awarded outpaced the growth in the local economy which averaged 1-2% on an annual basis.

Implementation of the 2010 Economic Opportunity Strategic Plan: Inclusion Works is the single greatest contributing factor for the rise in contracts. Reference the Strategic Plan Report Card in the Exhibit Section of this report for details.

In this annual report, OEO provides a detailed analysis of the City contracts awarded to Minority, Women, and Disabled Owned Businesses during the period July 1, 2014 through June 30, 2015. The participation on City contracts

is defined as the total contracts awarded to M/W/DBEs as a percentage of eligible contracts awarded.

Participation results continue to demonstrate that the City of Philadelphia is providing increased contract opportunities to M/W/DSBEs. For FY15, City departments and Quasi-Public Agencies awarded over \$302.8 million, 30.6% of eligible contracts, to small businesses and continued to build an infrastructure to sustain a culture of inclusion.

From FY08 to FY15, M/ W/ DSBEs received \$291.6 million in Public Works contracts. Since 2011, participation on construction projects experienced a decline and subsequent recovery. The fluctuation reflects the removal of non-stocking suppliers from OEO's consideration as providers of a commercially useful function. While participation has stabilized, challenges to the economic inclusion ecosystem remain steadfast. Cash flow

requirements, union relations, and bonding issues are the greatest barriers to growth in the field of construction. A more detailed discussion of this matter may be found in the Economic Opportunity Plan Review section of this report.

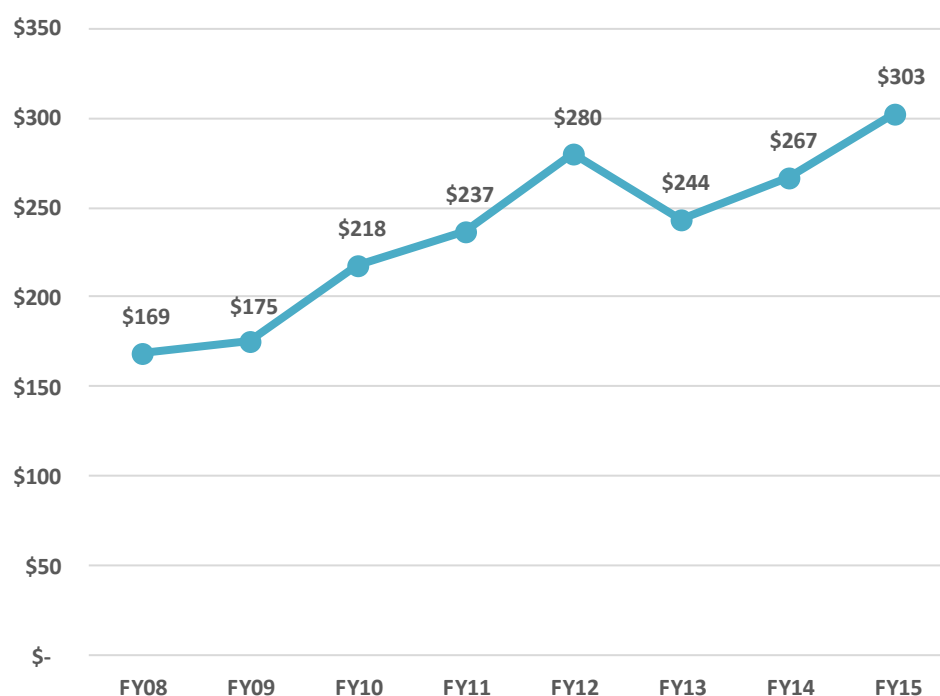
Overall, Public Works represented 37% of eligible contract dollars awarded in FY15. Personal and Professional Service contracts represent the lion's share of opportunities for businesses with 53% of the portfolio. M/ W/ DSBEs have shown the greatest advances in the category of Personal and Professional Services contracts with 38.6% participation. Services, Supplies and Equipment represent 9% of the value of contracts awarded.

As a part of the FY13 and FY14 Disparity Studies, OEO contracted Econsult Solutions and Milligan & Company to evaluate markets where there was a limited availability of M/W/DBES "ready, willing, and able" to respond to contract

"When I became Mayor, nearly eight years ago, I made a pledge that my administration would prioritize economic inclusion, ensuring that Minority, Women and Disabled Owned Businesses (M/W/DSBEs) gain greater access to city contracts and business services."

—Mayor Michael Nutter

Figure I: Value of MWDSBE Contracts Awarded by Fiscal Year (\$MM), City Departments Only



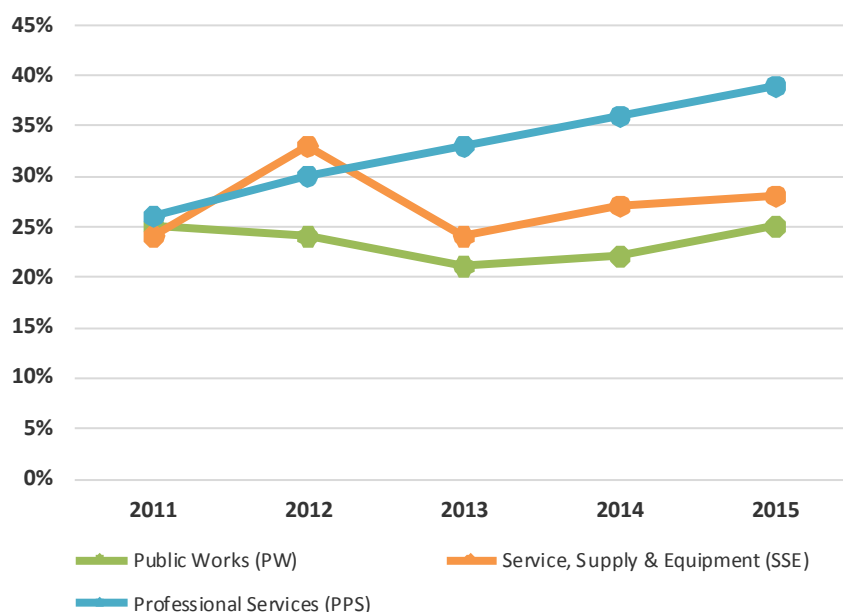
opportunities. Based on this analysis, OEO continues to highlight those markets for development.

Of the \$1 billion in contracts awarded during FY15, a total of \$154 million in “no opportunity deductions” were exempted from participation based on the lack of M/ W/ DSBEs ready, willing, and able to respond in certain markets. Adjustments to Department and Citywide contract spending have been made to reflect the net opportunity for M/ W/ DSB E participation.

“No opportunity” contracts are divided into the following major categories:

- **Personal and Professional Services** contracts: \$139.9 million (e.g. electric utilities, human services, proprietary software, etc.)
- **Citywide** contracts: \$6.0 million (e.g. radio system maintenance, lubricants, lab equipment, etc.)
- **Service, supply, and equipment** contracts: \$3.6 million (e.g. medical testing, alarm system maintenance, equipment parts and maintenance, van, etc.)

Figure II: City Departments Participation Activity by Contract Type



See the Challenges to Participation: Limited Availability Section of this report for details on no opportunity contract deductions.

City Department Results
City Departments awarded \$201.0 million in non-federally-funded contracts to M/ W/ DSBEs representing

31.8% of the eligible for-profit contracts in FY15. Participation in professional service contracts reached 38.6%, well above the City’s new participation goal of 30%. **Figure II** shows a five year comparison of M/ W/ DSB E participation in major contract categories.

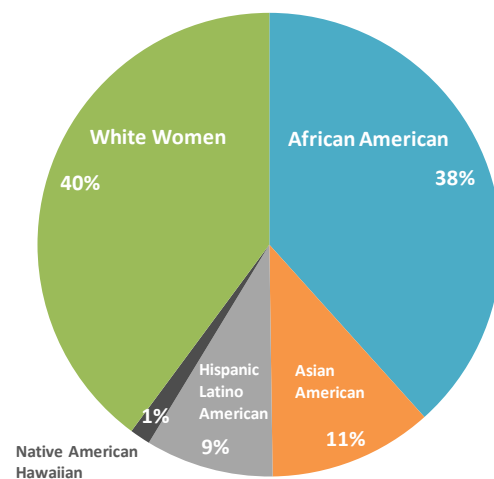
Distribution of M/ W/ DSB E Contracts Awarded by Race and Gender

The Office of Economic Opportunity Registry of Certified Businesses is a primary driver for establishing participation goals on City contracts. As of November 2015 over 2,440 companies have registered with OEO. This is an 80% increase in businesses since the inception of the Inclusion Works Strategic Plan in 2010. Since 2010 White Women Owned Businesses have increased their share within the Registry from 37% to 40%. The share of African American owned businesses has declined from 45% in 2010 to 39%. The ethnic and gender composition of the OEO Registry is shown in **Figure III**.

These statistics reflect the OEO Registry composition as of November 5, 2015. Women of Color make up 11% of the Registry. This is the only section of the report where white women are separated from women of color to illustrate the flow of revenues into the minority business community.

For FY15 M/ W/ DSBEs received \$ 201.0 million from City Departments and Citywide (multi-site) contract activity. African American-owned businesses earned \$81.0 million or 40% of all M/ W/ DSB E contracting opportunities. Over the past five years African

Figure III: OEO Registry of 2,440 Certified M/W/DSBEs



American business owners have averaged 48% of the awarded contracts, Hispanic/Latino-American enterprises received \$20.1 million (10%) in FY15, this group has averaged 10% over the same five year period. Asian American businesses received \$20.6 million (10%)

in FY15, slightly above their 9% average. Other disadvantaged groups including Native Americans, Native Hawaiian/ Pacific Islanders and the Disabled owned businesses received \$1.7 million, less than 1% of contracts awarded consistent with previous years.

White women-owned business enterprises (WBEs) were awarded \$77.5 million or 39% of the M/ W/ DSBE contract portfolio, significantly above their five year average of 32%. This trend reflects the increased number of WBEs registering with OEO who are pursuing and winning contracts as primes. On average, the size of the contracts are smaller but the number of successful bidders is increasing.

Figure IV - Percentage of City Contract Dollars Awarded to M/ W/ DSBEs by Race and Gender

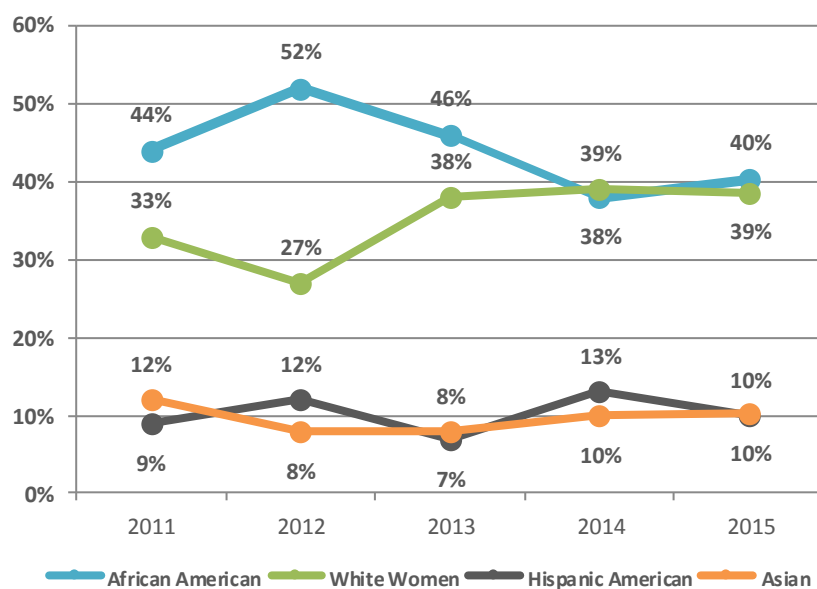
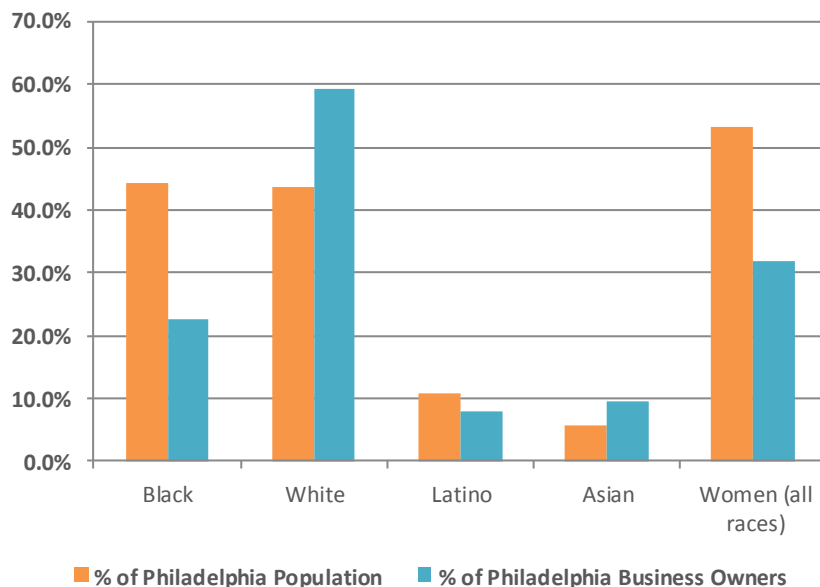


Figure V - Philadelphia County Population and Business Ownership by Race and Gender



Operating Department and Citywide general fund contracts awarded by ethnic group and gender for the past five years are shown in **Figure IV**. A detailed list of the companies (prime contractors and subcontractors) awarded City contracts during FY15 are included in the Appendix Section of this report.

As the market continues to improve OEO anticipates these businesses will slowly absorb emerging contracting opportunities in the public/private and non-profit sectors. While African Americans make up 44% of the population, based on the 2007 census survey, they own just 22% of the businesses in the City, as illustrated in **Figure V**.

Now that the Eastern Minority Supplier Development Council (EMSDC) has been reorganized, OEO believes there will be a boost in the number of minorities seeking certification, registration and contracting opportunities with the City.

In addition to focusing on the percentage of contracts awarded by ethnic group and gender, OEO is conscious of the volume of contracts being awarded and the need for more capacity in the market. For example, FY08 contract activity was \$169 million in FY15 participation activity increased to \$302.8 million.

M/ W/ DSBE Participation Results by Major Contract Categories

Out of \$615 million in eligible department contracts awarded, Personal and Professional Services represent the largest portion (53%). See **Table I** and **Figure VI** for details on contract awards by major category for FY15. Citywide contracts are not shown here for two reasons: first, individual operating departments have limited ability to impact the selection of a citywide award and second, participation on Citywide contracts is constrained by the lack of M/ W/ DSBEs ready, willing and able to service these typically larger, multiple site service contracts. A more detailed description of these transactions is held in the Citywide Contract Section of this report.

Public Works (37% of Spending)

M/ W/ DSBE participation on Public Works contracts may include the performance of construction work, hauling, landscaping, and supply of building materials and equipment. Participation increased from \$46.3 million or 22% in 2014 to \$56.4 million or 25% in 2015 partially due to an increase in total construction projects from \$207 million in the last fiscal year to \$226 million in the current fiscal year. It is also worthy to note that a highly

recognized minority owned business with over \$1.6 million in City contracts was not included in the participation calculations due to their lack of certification at the time this report was published.

When establishing participation goals for a Public Works contract, the City evaluates the amount of work previously subcontracted on similar projects, industry practices and other relevant factors. Close scrutiny is required to ensure M/ W/ DSBEs provide a Commercially Useful Function (CUF) on projects to avoid M/ W/ DSBEs being reported solely for the purpose of meeting participation goals. An M/ W/ DSBE performs a CUF when engaged in meaningful work or supply efforts that provide value. As suppliers, M/ W/ DSBEs perform a CUF when it is responsible for sourcing the material, negotiating price, determining quality and quantity of materials required, ordering the material and paying for it from its own funds. Evidence of a supplier's warehouse and distribution equipment may be required.

Non-stocking suppliers, or suppliers who do not carry inventory, were removed

from the OEO Registry in FY12 to avoid pass-through transactions. Contractors who use suppliers to provide non-stocked equipment and materials only received credit for participation equivalent to the sales commission earned by the M/ W/ DSBE. While these changes drive down participation numbers, it should drive up the authenticity of participation with the use of M/ W/ DSBE subcontractors who put people to work.

Participation goals for Public Works contracts are defined in the Economic Opportunity Plans (EOPs) submitted by contractors during the competitive bidding process. In September 2013, OEO released The Economic Opportunity Plan Review, its first report comparing EOPs vs. actual payments made to M/ W/ DSBEs for the period 2009 through 2013. This year the EOP Report will cover projects from FY09 through FY15 as an addendum to this Annual Participation Report.

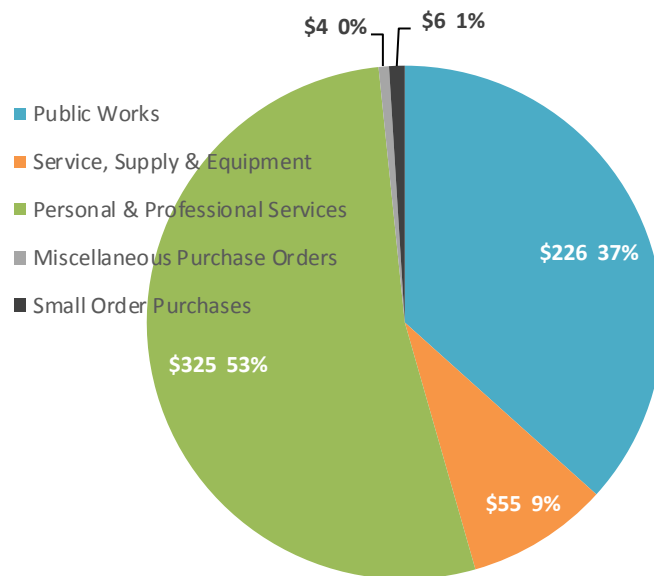
Successful M/ W/ DSBEs have overcome challenges that confront many small businesses. This year our focus is on the success of small businesses that have

Table I- M/ W/ DSBE Participation for Departments

By Contract Category (\$MM)	Fiscal Year 2015		Fiscal Year 2014	
Public Works (PW)	\$56	25%	\$46	22%
Services, Supplies, and Equipment (SSE)	\$15	28%	\$13	27%
Personal and Professional Services (PPS)	\$125	39%	\$121	36%
Miscellaneous Order Purchases (MOP)*	\$1	27%	\$1	25%
Small Order Purchases (SOP)*	\$1	9%	\$1	10%
Grand Total	\$198	32%	\$182	30%

*Contracts less than \$32,000 use a gender and race neutral competitive process.

Figure VI - Department Contracts Awarded by Major Category (\$MM, Percent of Spending)



Successful M/ W/ DSBES Understand the Challenges in Public Works:

- A network of strong business relationships
- Pre-qualification criteria set by project owners
- Bond coverage (note: some contractors will provide coverage for subcontractors)
- Prefabrication of construction modules that are built remotely and assembled on the construction site
- Sufficient working capital to support payroll and operating expenses.
- Establishment of working relationships with labor unions on projects with Project Labor Agreements
- Relationships with financial and other related institutions are essential for building business capacity to service contracts within the public, private and non-profit sectors.

demonstrated their ability to grow despite the hurdles they faced. The M/ W/ DSBES Profiles section of this report features several of these businesses. Furthermore, such businesses have provided testimony to the City Council Economic Opportunity Review Committee. Transcripts of detailed testimony may be found on the OEO website under “OEO Governance”.

Service, Supply and Equipment (9% of Spending)

M/ W/ DSBES were awarded contracts totaling \$15.4 million or 28.2% participation for the year. The Streets Department’s \$36 million trash hauling contract, which was the largest transaction in this category, generated \$14.8 million or 40% participation. For the purpose of identifying markets where M/ W/ DSBES participation is encouraged, **Table II** provides a list of departments that awarded more than \$1 million in FY15. \$3.6 million were awarded in markets where we have few or no available certified firms to provide the goods and services.

See the Challenges: Limited Availability section of this report to identify the top contract categories with limited opportunity for participation and high potential for future business development. M/ W/ DSBES suppliers should register with OEO and complete an application to be added to the Procurement Department’s Bidders List for specific commodities and services. Businesses meeting the criteria, can also register as a Local Business Entity (LBE) which earns a 5% preference when bidding for contracts over \$1 million and a 10% preference for contracts less than \$1 million. More information can be found at: bids.phila.gov.

Personal and Professional Services (53% of Spending)

Personal and Professional Services (PPS) contracts continue to exceed inclusion goals. The City awarded \$324 million in eligible consulting contracts during FY15, i.e. contracts with an ample supply of M/ W/ DSBES to compete in the market. M/ W/ DSBES received \$125.4 million or 39% of the total contract value, an increase from 36% in FY14 and 33% in FY13. MBEs received \$80.5 million in contracts up from \$72.3 in FY14. WBEs received \$44.9 million, slightly lower than the \$48.9 million reported in FY14.

While the OEO Registry has an abundance of consulting experts that provide a variety of services for all departments, there are some contract categories that have limited availability of M/W/DSBES. See the Challenges: Limited Availability, section of this report to identify the top contract categories with limited opportunity for participation and high potential for future business development. These contracts include electric service supply, human services, and software licensing. To find the City's contracting opportunities visit www.phila.gov/oao or www.phila.gov/contracts.

Table II - City Departments with Service, Supplies, and Equipment Contracts Greater than \$1 Million

Department	FY15	FY14
Aviation	\$3.00	\$0.43
Fleet Management	\$6.90	\$4.20
Health	\$2.30	\$0.20
Office of Supportive Housing and Human Services	\$2.40	\$2.20
Police	\$1.00	\$0.00
Streets	\$36.70	\$36.40
Water	\$3.90	\$1.30
Other City Departments	\$2.20	\$0.87
Grand Total	\$58.40	\$45.60

Recognition of Partners in Non-M/ W/ DSB E Professional Service Firms

Firms that drive diversity to the highest levels of management are acknowledged by OEO as exercising their best and good faith efforts. For reporting purposes, OEO recognizes professional services firms as achieving 100% participation when that firm has a Minority or Women partner responsible for the City of Philadelphia account. The City encourages the participation of these professional service firms (i.e. Legal, Accounting, Financial, Engineering, Architecture, etc.).

Citywide

Eligible Citywide contracts valued at \$17.2 million provided \$2.2 million in contracting opportunities (12.7% participation) for M/W/DSBEs. Participation levels were up from 7.9% in FY14. Citywide contracts require service support for multiple sites and/or departments. Nine M/ W/ DSB E s won \$1.5 million in contracts as primes in this category in FY15. Typically, these contracts fall within markets where OEO has “few or no” certified suppliers in the OEO Registry.

Major contracts include: water treatment chemicals historically

provided by manufacturers, petroleum products, capital equipment and maintenance, and fleet services. Ineligible contracts that provided no or limited opportunity for participation were deducted from the participation calculation to more clearly define achievable participation for M/ W/ DSB E s. Also see the Challenges to Participation section of this report for additional details.

Miscellaneous Purchase Orders and Small Order Purchases (1% of Spending)

The Miscellaneous Purchase Orders (MPOs) are Personal and Professional Services contracts valued at \$32,000 or less. Small Order Purchases (SOPs) are service, supplies and equipment contracts valued at \$32,000 or less. The operating departments manage a decentralized bidding and RFP process for these transactions. The OEO Registry and the U.S. Small Business Administration database are used to identify gender and race neutral sourcing prospects. The City awarded \$1.6 million in MPO and SOP contracts to M/ W/ DSB E s in FY15 representing 27% and 9% participation, respectively.

While these small contracts only represent 2% of the City’s annual

Successful M/ W/ DSB E s with Service Supplies and Equipment contracts have mastered:

- Cash flow demands
- Inventory management systems and channels of distribution to compliment the City department’s process flow for products and services
- Business relationships throughout the supply chain to insure competitive pricing, reliable delivery and service
- Ability to consolidate their purchasing power with other small businesses to drive cost down
- Developed relationships with original equipment manufacturers (i.e. license, permits, etc.) to distribute and/or service proprietary products, systems or equipment
- Logistical equipment (trucks, communications systems, etc.) to service large departments or multiple sites
- Collaborative relationships with other businesses to build capacity

expenditures, they provide an essential point of entry to government contracting for many small businesses. A directory of OEO Officers who can provide guidance to business owners interested in being added to departmental Bidders Lists is located in the Appendix Section of this report.

City Departments Inclusion Results and Ranking

What it takes to be successful on Citywide Contracts:

- Strong business relations with suppliers throughout the supply chain, example: original equipment manufacturers (OEMs)
- Inventory management systems and efficient channels of distribution. In some instances large capital investments (i.e. vehicles, equipment, staff, etc.) are required
- Authorization (i.e. license, permits, etc.) to distribute and/or service proprietary products, systems or equipment - example: water treatment chemicals. Many times the departments are looking for solutions which include both products and services. Some of these products and services are highly regulated.
- Mastery of the payment process and familiarity with the accounts payable personnel within each department, (i.e. verification of delivery, invoice format, steps for invoice approval, dispute resolution, etc.). A strong working capital position is required on these projects given the potential for delays in payment. See PIDC in the Alliances section of this report for the services they provide small businesses in this area
- Extensive customer service protocol to support the needs of multiple departments and/or sites (i.e. effective communications, feedback systems, etc.)

Operating Department contracts valued at \$615 million, achieved a 32.3% participation rate with M/ W/ DSBEs awarded \$198.8 million. A summary of Department contract activity for FY15 is presented in Table III. This contract activity has been adjusted for “No Opportunity Deductions” which reflect the lack of M/ W/ DSBEs in certain markets. The Departments are ranked according to the highest percentage of participation achieved for the fiscal year.

Out of 33 departments, 22 departments exceeded their departmental goal set during the FY15 Budget Hearings. 14 exceeded the City’s new goal of 30% participation adopted for FY15. Eighteen departments exceeded the City’s 25% goal.

See Reference **Table III** for more details. Fluctuations in departmental performance are driven by variances in products and services acquired, availability of M/ W/ DSBEs to respond to bids and requests for proposals and competitive market pressures – price, size of contract, bonding requirements, etc. OEO periodically takes a look at

those components of the bids and RFPs that may inhibit M/ W/ DSBE participation objectives and recommends adjustments.

This year departments increased their efforts to attract M/W/DBEs. The following departments and agencies participated in the OEO Doing Business Workshops and/or the Minority Enterprise Development (MED) Week workshops, seminars, and celebrations:

- Department of Aviation
- Commerce Department
- Department of Human Services
- Finance Department
- Free Library
- License and Inspections
- Marketplace PHL
- Mayor’s Fund for Philadelphia
- Office of Innovation and Technology
- Philadelphia Industrial Development Agency
- Procurement Department
- Revenue Department
- Streets Department
- Philadelphia Water Department
- Philadelphia Housing Authority



Photo from MEDWeek 2015 Entrepreneurs in the City Lunch and Learn hosted at The Pipeline. From left to Right: Angela Dowd-Burton (OEO), Diana Lu (10SBK Program), Sylvie Gallier Howard (Commerce), Alyssa Thomas (Kiva Zip), Todd Baylson (OIT), Archana Sahay (Commerce) and LaShawnda Tompkins (OEO).

Table III

CITY OF PHILADELPHIA OFFICE OF ECONOMIC OPPORTUNITY		RANKING OF CITY DEPARTMENTS BY ACTUAL PARTICIPATION FISCAL YEAR 2015						
RANKING	DEPARTMENT	Total Available Contract \$	No Opportunity Deductions (2)	Net Contracts	M/W/DSBE TOTAL	FY15 GOAL %	Revised %	Actual %
	ACTUAL PERCENTAGE HIGHEST TO LOWEST							
1	Office of the Inspector General (2)	164,814	150,000	14,814	10,000	10%		67.50%
2	Office of Housing & Community Development (OHCD)	112,500		112,500	72,500	25%		64.44%
3	Property, Department of Public (1)	42,409,105	339,213	42,069,892	24,933,179	40%		59.27%
4	Mayor's Office	1,163,000		1,163,000	675,000	15%		58.04%
5	Mayor's Office of Community Services	130,643		130,643	71,072	35%		54.40%
6	Property Assessment, Office of	924,690		924,690	500,000	10%		54.07%
7	Prisons (2)	97,965,589	38,370,893	59,594,695	28,989,774	25%		48.64%
8	Commerce	84,399		84,399	40,833	25%		48.38%
9	Law Department	5,572,251		5,572,251	2,601,917	30%		46.69%
10	Revenue	24,630,191		24,630,191	10,852,058	25%		44.06%
11	Office of Supportive Housing (OSH)	4,378,024		4,378,024	1,830,730	25%		41.82%
12	Health, Department of Public (4)	8,668,891	1,659,595	7,009,296	2,259,576	20%		32.24%
13	Streets	70,156,197	162,961	69,993,235	22,543,592	30%		32.21%
14	Finance, Director of	14,387,548		14,387,548	4,309,021	25%		29.95%
15	Water Department (2)	191,883,432	2,314,241	189,569,191	54,864,670	27%		28.94%
16	Human Services, Department of (2)	49,267,479	34,966,596	14,300,883	3,993,187	30%		27.92%
17	Aviation	115,731,428		115,731,428	29,178,944	30%		25.21%
18	Office of Innovation & Technology	23,545,152	4,529,864	19,015,288	4,732,056	20%		24.89%
19	Treasurer, City	2,584,453		2,584,453	627,051	25%		24.26%
20	License and Inspections, Department of	6,448,649		6,448,649	1,522,514	25%		23.61%
21	Procurement	3,000,000		3,000,000	700,000	5%		23.33%
22	Parks & Recreation	2,512,599	117,950	2,394,649	501,986	25%		20.96%
23	Managing Director's Office (2)	63,677,417	62,826,362	851,056	165,243	15%		19.42%
24	Fire	3,479,007	172,747	3,306,260	639,965	10%		19.36%
25	Library, Free (4)	2,582,883	1,034,700	1,548,183	290,893	15%		18.79%
26	Personnel	467,783		467,783	80,000	5%		17.10%
27	Records	2,422,014	54,760	2,367,254	340,840	20%		14.40%
28	Behavioral Health/Mental Retardation Svcs.	13,201,312		13,201,312	1,335,545	5%		10.12%
29	Police	3,223,420	1,126,283	2,097,137	111,948	10%		5.34%
30	Pensions and Retirement, Board of	1,293,600		1,293,600	10,000	15%		0.77%
31	Fleet Management (3), (4)	7,088,306	276,276	6,812,030	37,615	8%		0.55%
32	Mayor's Office of Transportation and Utilities	416		416	0	0%		0.00%
33	Office of the City Representative	1,320		1,320	0	70%		0.00%
34	Board of Ethics	0		0	0	0%		0.00%
35	City Planning Commission	0		0	0	0%		0.00%
36	Civil Service Commission	0		0	0	0%		0.00%
37	Human Relations Commission	0		0	0	0%		0.00%
38	Labor Relations	0		0	0	0%		0.00%
39	Office of Arts & Culture	0		0	0	0%		0.00%
40	Sinking Fund Commission	0			0	0%		0.00%
41	Youth Commission	0			0	0%		0.00%
42	First Judicial District of PA							
		\$ 763,158,510	\$ 148,102,441	615,056,069	\$ 198,821,710			32.33%
	City Wide (SSE) (5)	\$ 23,205,957	6,032,713	17,173,243	\$ 2,181,345			12.70%
	City Total	\$ 786,364,467	\$ 154,135,155	\$ 632,229,312	\$ 201,003,055			31.79%

30%
OR MORE

(1) Public Property includes all City department capital projects with the exception of Aviation, Streets and Water.

(2) PPS adjusted for few or no opportunity spend (DHS Court Appointed \$28mm, DHS Services \$7mm,

Water Specialty Services lab analysis, water detection evaluation and flow \$2mm, Electric Services \$62.5mm,

Prisons Inmate Housing \$13.7mm, Contract Personnel Cost \$24.6mm, Software Licensing and Maintenance \$4.5mm, Investigative Consulting \$1.5mm).

(3) Fleet Management includes vehicles for all City departments (customized van \$3mm).

(4) SSE Adjusted for sole source spend (Health Department medical specialty services and technical services \$3.4mm).

(5) SSE City Wide adjustment for sole source spend (Radio System Maintenance Services \$5.5mm).

Challenges to Participation: Limited Availability

Impact of “Few or No” M/ W / DSBEs

Some of the most critical products and services purchased by the City are not offered by M/ W/ DSBEs in the OEO Registry or databases to which OEO has access (Eastern Minority Supplier Development Council, PA-Unified Certification Program, Women Business Enterprise National Council). The total value of contracts awarded by Departments is adjusted to reflect the real opportunities for M/ W/ DSBE participation. This practice was approved in the Fiscal Year 2012 Annual Disparity Study and sustained in subsequent Studies.

Tables IV and **Table V** represent a few of the specific products and services where disadvantaged businesses should consider developing the capacity to do business with the City and other institutions within the market. Certain products require technical expertise and many of the services require licensing and/or manufacturer’s authorization in addition to being highly regulated. City Departments are interested in attracting businesses that can develop these markets. Until companies are identified, these transactions will be classified as “No-Opportunity Deductions.” The contract detail in the Appendix Section of this report includes a complete list of

all contracts awarded by the City in Fiscal Year 2015.

The Appendix also includes a complete list of commodities and services for which OEO currently has “few or no” M/ W/ DSBEs to respond to contracting opportunities directly as primes or indirectly as subcontractors. We invite a review of these documents and the identification of M/ W/ DSBE suppliers that may be ready, willing, and able to do business with the City. OEO has periodically engaged a consultant to conduct a national search for M/ W/ DSBEs suppliers.

Make the Connection

Each year OEO renews its commitment to drive economic inclusion by expanding the OEO Registry of certified Minority, Women, and Disabled Owned Business Enterprises (M/W/DSBEs), setting stretch goals for M/ W/ DSBE participation on City contracts, seeking feedback from the marketplace, and reporting on the City’s progress.

All certified Minority and Women Owned Businesses should be register with OEO. In addition, all certified suppliers and public works contractors should join the Procurement Department’s Bidders List at bids.phila.gov. If you meet the criteria on the Procurement Department website, you can also register as a Local Business Entity which earns you a ten percent preference when bidding on contracts less than \$1 million and five percent preference on contracts in excess of \$1 million.

All personal and professional service firms should be registered at secure.phila.gov/eContract/.

Table IV - Citywide & Service, Supply, and Equipment Categories with “Few or No” M/ W/ DSBEs - No Opportunity Deductions (\$MM)

	FY15	FY14	FY13	FY12
Water Treatment Chemicals	-	\$1.6	\$22.7	\$22.5
Oil/Petroleum	-	\$23.8	\$0.5	\$20.0
Helicopter	-	\$4.0	-	-
Fleet Vehicles and Equipment	\$3.3	\$2.0	\$1.7	-
Medical Equipment and Supplies (Cancer detection, etc.)	\$1.4	-	\$1	\$7.9
Sludge Barges and Transport Services	-	\$1.5	-	-
Technology Services (radio system, lab testing, etc.)	\$7.0	-	-	-
Rock Salt	-	-	-	\$1.8
Other (Lubricants Lab Service, Aviation, Interactive Modules, Taginator, etc.)	\$1.0	\$2.2	\$1.5	\$1.3
Grand Total	\$9.7	\$53.1	\$27.4	\$53.5

Table V - Personal and Professional Services Categories with “Few or No” M/ W/ DSBE s - No Opportunity Deductions (\$MM)

	FY15	FY14	FY13	FY12
Electrical Supply Services	\$62.5	\$51.7	\$52.4	\$34.4
Human Services (Court Appointed)	\$28.0	\$32.5	\$38.3	\$49.5
Prison - Corizon Medical Personnel	\$24.6	\$24.5	-	-
Software Licensing and Maintenance	\$4.5	\$2.0	\$1.7	-
Inmate Housing (with City workforce)	\$13.7	\$14.2	\$14.1	\$11.2
Human Services (i.e. Foster Care, Reintegration, etc)	\$7.0	\$8.6	\$8.8	\$9.6
Water Dept. (Lab Services, HR Training, Leak Detection, etc.)	\$2.0	\$2.1	\$2.4	-
Other (Computer Services, Med Lab, Wide Area Network, etc.)	\$2.0	\$1.9	\$1.2	\$3.1
Grand Total	\$144.3	\$146.1	\$117.2	\$107.8

Quasi-Public Agencies – M/ W/ DSBE Participation

Contracts awarded by Quasi-Public Agencies in FY15 totaled \$318.9 million, a 35% increase over the \$237 million awarded in FY14, see **Table VI**. The Philadelphia Industrial Development Corporation (PIDC) awarded \$12.7 million in FY15 with 22.4% M/ W/ DSBE participation. Smaller projects tend to have limited opportunities for

participation. M/ W/ DSBEs should pursue these projects as prime contractors. Many are funded through grants and proposals. The Philadelphia Housing and Development Corporation (PHDC) awarded \$47.1 million in contracts with 40.3% participation, and the Philadelphia Redevelopment Authority (PRA) reported \$259 million in

contracting activity with 26.3% M/ W/ DSBE inclusion. These agencies awarded M/ W/ DSBEs a total of \$90 million representing 28.2% in overall participation. The dollar value of contracts awarded to disadvantaged businesses was up 26% over the previous fiscal year.

Table VI- Quasi-Public Government Agencies M/ W/ DSBE Participation Summary (\$MM)

Funding Source	FY15			FY14			FY13		
	Total Awards	M/W/DBE	%	Total Awards	M/W/DBE	%	Total Awards	M/W/DBE	%
Philadelphia Industrial Development Corp.	\$12.7	\$2.8	22.2%	\$3.4	\$0.77	22.6%	\$9.7	\$3.2	33.3%
Philadelphia Housing Development Corp.	\$47.1	\$19.0	40.3%	\$31.9	\$11.7	36.7%	\$12.6	\$5.0	39.5%
Philadelphia Redevelopment Authority	\$259.1	\$68.2	26.3%	\$201.7	\$58.9	29.2%	\$216.3	\$61.9	28.6%
Total Quasi-Government	\$318.9	\$90.0	28.2%	\$237.0	\$71.4	30.1%	\$238.5	\$70.1	29.4%

City Projects with Federal Funding - DBE Participation

Federally-Funded Projects in FY15 totaled \$85 million and generated 13.9% in participation of Disadvantaged Business Enterprises (DBEs), See **Table VII**. The average goal set by federal agencies for this region is 14.9%. Federally-funded projects are reported separately when lower participation goals are set by the federal agency. The U.S. Department of Transportation (USDOT/PennDOT) funded contracts (i.e., FAA, FHWA and FTA funded

contracts) are subject to 49 CFR Part 26 which establishes a single goal for the participation of DBEs, as those firms are defined in Section 26.5. In the instance of FHWA contracts, PennDOT establishes the contract goal for DBEs since the City of Philadelphia is a subrecipient to PennDOT.

For FAA-assisted contracts, the City's DBE Program Office and not OEO, establishes the DBE contract goal which

is subject to federal guidelines. Likewise, contracts funded by the EPA do not contain a numeric goal but require the solicitation of DBEs. These federal programs do not permit the application of local requirements (i.e., Executive Order 03-12 or Chapter 17-1600 of the Philadelphia Code) to contracts receiving this express type of federal financial assistance.

Table VII - Disadvantaged Business Enterprise Participation on Federally Funded City Projects (\$MM)

Operating Departments	Spend	FY15		Spend	FY14		Spend	FY13	
		DBEs	%		DBEs	%		DBEs	%
Aviation	\$27.5	\$6.5	23.6%	\$12.3	\$2.5	20.5%	\$12.4	\$2.1	16.9%
Public Property	\$6.6	-	-	\$8.7	-	0.0%	-	-	-
Streets	\$50.9	\$5.3	10.4%	\$63.8	\$8.1	12.6%	\$13.7	\$1.6	11.5%
Water	-	-	-	-	-	-	\$12.7	\$3.0	24.0%
Total Quasi-Government	\$85.0	\$11.8	13.9%	\$84.8	\$10.6	12.5%	\$38.7	\$6.7	17.3%

Work of the Office of Economic Opportunity

Helping M/ W/ DSBES Stay Informed, Expand Networks, and Perform as Prime

The City of Philadelphia is committed to providing opportunities for M/W/DSBEs, specifically targeting industries where we have disadvantaged businesses that are ready, willing and able to compete as primes and subcontractors. The following is a list of OEO initiatives to drive results:

- Host a monthly “Doing Business in the City Program” to provide M/ W/ DSBES with increased access to opportunities within and outside of City government. Program speakers include the following partners: Procurement Department, Commerce Department Office of Business Services, Licenses and Inspection, Revenue, Philadelphia Industrial Development Corporation, Philadelphia Gas Works, SEPTA, U.S. Small Business Administration and the

Minority Business Development Agency. Private sector and non-profit partners like Comcast, Drexel University, Goldman Sachs 10,000 Small Business experts, Sugar House Casino, Temple University, the University of Pennsylvania, and Verizon have also participated. These programs generally are held on the 4th Wednesday of the month – call 215-683-2057 to reserve a seat. For other events visit the OEO events calendar at www.phila.gov/oEO.

- Encourage disadvantaged businesses to attend pre-bid and pre-proposal meetings held periodically by the Procurement Department and various City operating departments.
- Inform businesses of current contracting opportunities at www.phila.gov/oEO.
- Inspire more business owners to build their capacity and profitability in order to pursue opportunities as the lead contractor. Over the past four years

OEO has built and sponsored capacity building programs with Cohen Seglias (2011/12), Skanska/Temple University/Eastern Minority Supplier Development Council (2013), Turner Construction (2014, 2015), and the Goldman Sachs’s 10,000 Small Business Program (10KSB). The 10KSB Program received the OEO Minority Enterprise Development Week Award for the third year in a row.

- Grow the OEO Registry — over 2,440 certified businesses, 80% have registered since the launch of the 2010 Economic Opportunity Strategic Plan: Inclusion Works.
- Engage both prime and subcontractors in meetings, workshops, and networking sessions to facilitate business relationships.
- Require businesses with City contracts and participation commitments to practice compliance online using the City’s Contract Compliance Reporting System.



Marla S. Hamilton, Vice President & Relationship Manager - Market Development, Philadelphia Industrial Development Corporation

A Special Alliance Relationship with PIDC

The PIDC Contract Line-of-Credit Provides Access to Capital

Contributing to the success of many OEO Registered firms in building their business is the Contract Line-of-Credit product (formerly the Emerging Business Loan Program) provided by the Philadelphia Industrial Development Corporation (PIDC). Using this line-of-credit, companies gain access to much-needed working capital as they await payment, which often takes more than 45 days, whether working as a prime, subcontractor or sub-consultant. Using the contract proceeds as the primary collateral/ security for the revolving credit line, local businesses - inclusive of MBE, WBE and DSBE firms - drew over \$17.5 million for the period July 1, 2014 through June 30, 2015 (FY15), an increase of over 53% from FY14. Having access to capital allowed companies to manage cash flow, meet financial obligations in a timely manner, and work simultaneously on multiple contracts – thus, positioning companies for continued growth.

With an extremely competitive annual interest rate, the Contract Line-of-Credit product has proven to be an outstanding financing tool that aids in business growth for companies that have historically had challenges obtaining traditional bank lines of credit or obtaining sufficient lines of credit. This working capital product is available to all small businesses located in Philadelphia, with a target market of disadvantaged businesses that have executed contracts with government agencies at the local, state and federal levels, major non-profit institutions, and credit-worthy private corporations. For more information about PIDC’s Contract Line-of-Credit product contact: Chamor Hollinger, Market Development at 215.496.8157 or email chollinger@pidcphila.com.

"The Asian American Chamber of Commerce of Greater Philadelphia applauds OEO for consistently increasing and meeting minority participation goal. AACCGP is pleased to partner with OEO for MED Week celebration events and to serve on the OEO Advisory Board."

Narasimha B. Shenoy, President and CEO Asian American Chamber of Commerce of Greater Philadelphia



- Use the Economic Opportunity Plan Review document as a baseline to evaluate the compliance practices and trends of contractors across public, private, and non-profit sector projects.
- Report goals and outcomes to the Mayor's Economic Opportunity Cabinet
- Chair the City Council Economic Opportunity Review Committee, offer quarterly public hearings to monitor market conditions for economic inclusion and identify contractors who violate the City of Philadelphia's anti-discrimination policies. Transcripts of these proceedings and the best in class practices adopted by the most successful project owners and contractors are located at www.phila.gov/eo
- Support the Mayor's Advisory Commission on Construction Industry Diversity (MACCID).
- Adopt recommendations of the OEO Advisory Board.
- Chair the Minority Enterprise Development Week Committee.
- Participate on more than 20 Economic Opportunity Oversight Committees.
- Publish the Annual Report, Annual Disparity Study, EOP Review, and on-line EOP Dashboard.
- Maintain a website comprised of contracting opportunities, reports highlighting the results of the City's efforts to increase economic inclusion and historic contracting performance and the City's governance over anti-discrimination policy.

- Sponsor and/or participate in over 300 outreach events (programs/workshops/panels/meetings) a year.
- Make public appearances on conference panels, on local radio shows, etc.. Articles have appeared in the Philadelphia Tribune, Inquirer, Al Dia News, the Philadelphia Business Journal, Black Business Journal, The Public Ledger and Next City.

Talent Development

OEO is pleased to report that OEO Specialists hold national certifications and three on staff hold masters certifications from the American Contract Compliance Association.

The Contract Compliance Reporting System

is a web-based software system that facilitates vendor registration and contract compliance reporting.

This secure system requires prime contractors to input the portion of their payment from the City that is distributed to M/W/DSBEs. In turn, the M/ W/ DSBes are required to input a confirmation that they have received payment within five (5) business days of the prime receiving payment from the City or submit a payment compliance complaint.

This is a mandatory reporting system. Companies not using the system may experience a delay in their payments. Flagrant noncompliance by prime contractors are investigated.

City of Philadelphia Office of Economic Opportunity Awards and Recognition

2015

- African American Chamber of Commerce Vanguard Award was presented to the Department of Commerce
- Asian American Chamber of Greater Philadelphia citation of commitment to diversity and inclusion

2014

- Insight Center for Community Economic Opportunity cited Philadelphia as a Best Practices City for supplier diversity

2013

- Public Technology Institute Solutions Award for Mobilizing Data to Drive Supplier Diversity

2012

- U.S. Small Business Administration Minority Business Champion of the Year Award

2011

- Women's Business Enterprise Council (WBEC) of PA-DE-sNJ Shining Star Award

Adoption of the Contract Compliance Reporting System earned Philadelphia an award. In 2014, the Public Technology Institute 2013/14 Solutions Award for Significant Achievement in Mobilizing Data to Drive Supplier Diversity was presented to the City of Philadelphia.

Scope of Monitoring Expanded

In addition to M/ W/ DSBE participation on contracts, OEO monitors:

Work of the Office of Economic Opportunity continued

- Women on Boards of companies holding contracts with the City
- Minority equity position on private projects requiring financial support from the City.
- Economic Opportunity Plans, plan portfolio, 15 projects in FY10 now at 764 in FY15

Economic Opportunity Plan Review (EOPs)

Economic Opportunity Plans (EOPs) are required on City public works projects valued at more than \$250,000 and projects requiring City Council approval. Chapter 17-1600 of the Philadelphia Code describes in detail the application of EOPs. EOPs require M/ W/ DSBE participation ranges and workforce diversity goals. In addition, certain EOPs require reporting of past diversity practices, minority equity ownership, and an acknowledgement of the First Source Jobs policy.

The FY15 EOP Review has tracked 764 public, private and nonprofit sector projects valued at \$ 9.6 billion. Data reflected 80% of the active plans and 88% of the closed plans achieved 90% or more of their participation goal. The 2015 Report, "A Review of Philadelphia's Economic Opportunity Plans 2009 – 2015; Assessing Goal Achievement and Compliance," may be found on-line at www.phila.gov/oeo.

The Review of Economic Opportunity Plans, EOP Dashboard and EOPs for each project are posted at www.phila.gov/



oeo under Economic Opportunity Plans. The EOP Dashboard is a major enhancement to this website. It tracks 764 EOPs on a real time basis at each phase of a project from planning to completion reporting on goals and compliance by major markets (e.g. public, private, non-profit sectors).

Most contractors are considered to be compliant in making best and good faith efforts to meet their goals when most of their projects achieve or exceed goals.

Moving forward, OEO anticipates contracted entities will increase goal achievement, as a result of more stringent compliance practices such as the Contract Compliance Reporting System described on page 23. The LCP Tracker system operated by the Labor Standards Unit (LSU) which tracks workforce diversity are instrumental to the productive and effectiveness of OEO and LSU. A contractor's past compliance patterns can be viewed by the City's Procurement and Law Departments, Inspector General's Office, Controller's Office, and operating Departments facilitating a more collaborative oversight for inclusion on City projects.

The City expects more participation to be generated by minority contractors with the elimination of non-stocking suppliers and more M/ W/ DSBEs performing as prime contractors.

OEO will continue to work with operating departments, contractors,

quasi-public agencies, and project owners to ensure contract commitments made to Minority, Women and Disabled Owned Businesses are honored. The City has the ability to more efficiently hold both contractors and M/ W/ DSBEs accountable for meeting its inclusion strategy.

Strategic Alliance Partners

OEO's alliance partners help to extend its reach for companies ready, willing and able to do business with the City.

- African American Chamber of Commerce
- Asian American Chamber of Commerce
- Children's Hospital of Phila.
- Community College of Phila.
- Drexel University
- Eastern Minority Supplier Development Council
- Economy League of Greater Phila.
- General Building Contractors Association
- Goldman Sachs 10,000 Small Businesses Program
- Greater Philadelphia Chamber of Commerce
- Greater Philadelphia Hispanic Chamber of Commerce
- National Association of Minority Contractors
- National Association of Women in Construction
- Minority Business Development Agency: U.S. Dept. of Commerce
- Phila. Gas Works

"Throughout the year, the representatives from the Office of Economic Opportunity shared data on major projects that provided valuable insight for the African-American Chamber of Commerce of PA, NJ & DE. There is a strong sense of accountability to report and meet the minority participation goals, and an even stronger commitment to building valuable partnerships that will support minority business development - evident by the success of the 2014 Minority Enterprise Development Week."

Shalimar Thomas, Executive Director, African American Chamber of Commerce

“Collaborating with the Office of Economic Opportunity has been a rewarding experience for the Greater Philadelphia Hispanic Chamber of Commerce. We have been part of the significant changes the office has made to create a model that works for minority businesses, corporations and the public. Latino business participation has increased by 44% since 2011 to 13%. This good progress illustrates how our partnership has worked to improve small business growth in our neighborhoods.”

*Varsovia Fernandez, President & CEO
Greater Philadelphia Hispanic Chamber of Commerce*



- Phila. Housing Authority
- Phila. Industrial Development Corp.
- Phila. Redevelopment Authority
- Philadelphia University
- Saint Joseph’s University
- SCORE Philadelphia
- SEPTA
- Temple University
- The Enterprise Center
- The School District of Phila.
- The Urban Affairs Coalition
- The Urban League of Phila.

- University of Pennsylvania
- U.S. Small Business Administration
- Women’s Business Enterprise National Council

Economic Opportunity Review Committee

The mission of the Economic Opportunity Review Committee is to evaluate the effectiveness of the Economic Opportunity Plan legislation and recommend improvements in policy

and implementation. The Committee is also responsible for recommending contractors for debarment based on consistent and persistent violation of EOP commitments. This Committee includes a representative from: the Office of Economic Opportunity, Committee Chair; the African American Chamber of Commerce of PA, NJ and DE; The Greater Philadelphia Hispanic Chamber; AFSCME District Council 33; and AFSCME District Council 47.

Women on Boards

Chapter 17-104 of the Philadelphia Code, entitled "Prerequisites to the Execution of City Contracts, was amended in September 2013 to require contractors seeking to do business with the City to disclose

- the current percentage of female executive officers in the company and percentage of females on the company’s full boards;
- the company’s aspirational goals for the inclusion of females in executive positions and on the executive and full boards; and
- the intended efforts by the contractor to achieve the aspirational goals.

In summary, 205 companies submitted 648 bids to the Procurement Department during FY15. The following observations were made during a review of these bid documents.

The Current State: 51% of businesses reported Women on Board and/or on Executive Staff
Of the 88 companies awarded public works contracts, 45% reported women

as members of their executive staff and/or board of directors.

Of 117 companies awarded Service, Supply, and Equipment contracts, 56%

Women on Boards and Executive Staff Companies Receiving Contracts with the City for FY2015		
Public Works Contractors (458 Bids Reviewed)	#	%
Women Only On Board	2	
Women Only On Executive Staff	9	
Women On Board & Executive Staff	29	
Contractors with aspirational goals for more Women	39	
Contractors reporting Women	40	45%
Contractors reporting no Women on Board or Staff	48	55%
Total No. of Contractors	88	100%
Services, Supplies and Equipment Businesses (190 bids reviewed)	#	%
Women Only On Board	2	
Women Only On Executive Staff	14	
Women On Board & Executive Staff	49	
Contractors with aspirational goals for more Women	49	
Suppliers reporting Women	65	56%
Suppliers reporting no Women on Board or Staff	52	44%
Total No. of Suppliers	117	100%

reported women as members of their executive staff and/or board of directors.

It is OEO's view that many of these intermediate size businesses, especially those that are family owned, do not have formal board of directors. In addition, some inconsistencies in reporting by the same company on

multiple bids suggest bidders are including women on a specific project as executive staff. Actions will be taken by the Procurement Department to clarify during pre-bid meetings the necessity for accurate and consistent reporting by bidders.

Future Aspirations

A majority of the businesses reporting

women on boards and/or members of their executive staff also reported having aspirational goals.

Strategy for Achieving the Goal

There were no specific strategies referenced in bid responses that would lead to the inclusion of more women at the board level or executive staff.

FY16 M/W/DSBE Participation Goals

Participation Goal Setting Process

Departmental participation goal setting is a collaborative exercise among the department's management, OEO Officer, Specialist, and the Executive Director. Together, this group pays particular attention to the guidelines stipulated in Chapter 6-109 of the Philadelphia Home Rule Charter, the City of Philadelphia is required to

“Section 6-109 of the Philadelphia Home Rule Charter, which provides guidance on how Annual Participation Goals are to be set, notes that goals must be informed by historical utilization and availability rates, but it does not appear to infer that they must be constrained by them, particularly as it relates to redressing specific patterns of past discrimination. Hence, setting “stretch goals” that are set in part by considering historical utilization and availability rates but that are themselves higher than these historical rates does not appear to be forbidden,”

— City of Philadelphia Fiscal Year 2011 Annual Disparity Study

consider the following factors in developing annual participation goals:

- Availability of qualified Disadvantaged Business Enterprises (DBEs)
- Utilization (participation) of DBEs in past contracts awarded by the City
- Forecast of the largest eligible contracts to be awarded within the coming fiscal year
- The Latest Annual Disparity Study

Some departments have a routine portfolio of contracts that provide a more predictable level of participation from year to year. Other departments have major contracts that are awarded in one year and not in another as a result of variations in funding, inventory draw downs, or other unplanned circumstances. Some major contracts may provide an opportunity to involve additional participation.

At the macro level, the annual participation goal enables the departments to seek opportunities for inclusion across their contract portfolio each fiscal year. At the micro level, the OEO Specialist closely evaluates each invitation to bid and request for proposal (RFP) to maximize participation on a transaction by transaction basis. Each bid and RFP is broken down into components that may provide potential

opportunity for participation. Contract participation goals are based on the estimated value of the contract, the availability of M/ W/ DSBEs in the OEO Registry and historic participation data.

Fiscal Year 2014 Annual Disparity Study – Fiscal Year 2016 Goals

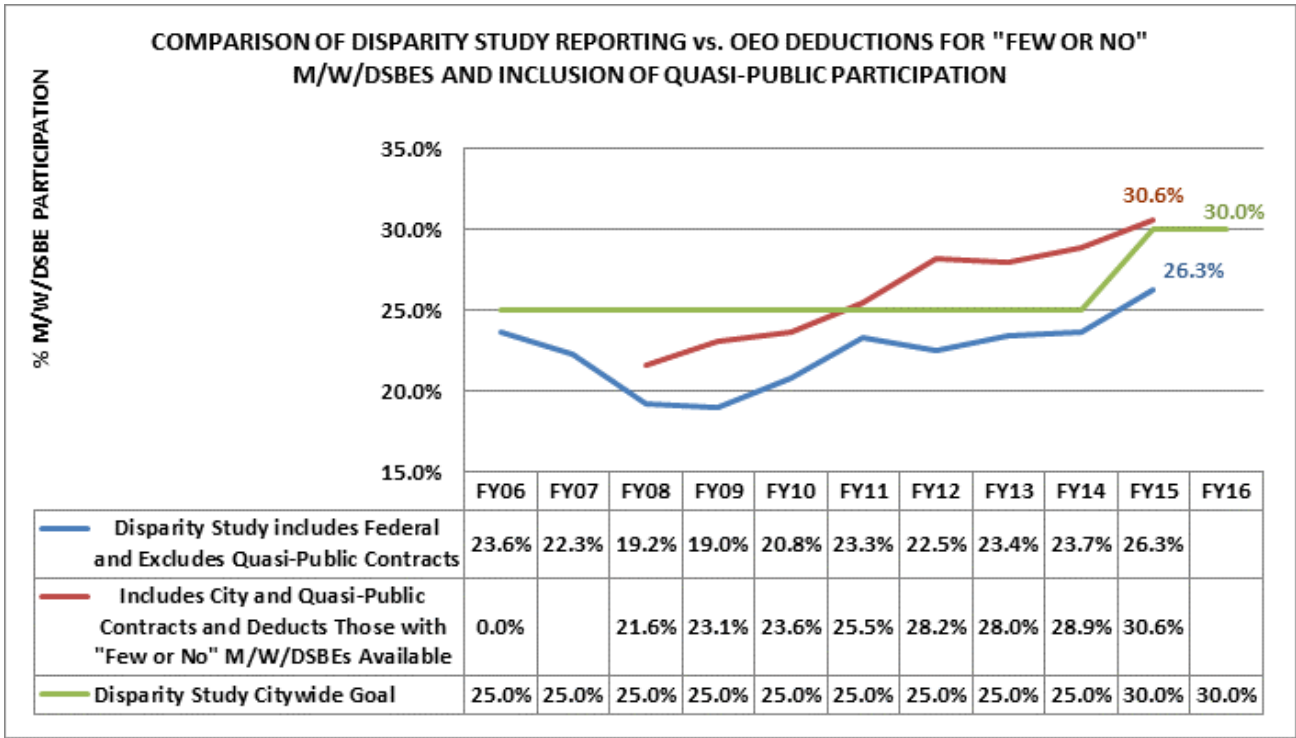
The Nutter Administration has accepted the City's overall M/ W/ DSBE goals recommended in the Fiscal Year 2014 Annual Disparity Study released in August 2015 by Econsult Solutions, Inc. and Milligan & Company. Special care was given to an analysis of the availability of companies that can provide products and services that support the City's operations and reduce the level of disparity by contract type.

As a result of the Fiscal Year 2014 Annual Disparity Study recommendations and the FY14

Table VIII
FY16 Annual Participation Goals

Major Category	Goal
Minority-Owned Business Enterprises	19%
Women-Owned Business Enterprises	14%
Disabled-Owned Business Enterprises	1%
All M/ W/ DSBEs	30%

Figure VII -



participation results, the FY16 participation goal for the City will be 30%, see **Table VIII** and **Figure VII**. The study acknowledges an increase in the level of participation on City contracts that exceed availability and have based the City’s goals on past utilization.

History

The participation goals previously set by the 2012 Disparity Study included federally-funded projects which depressed the City’s overall goal with the lower mandated federal goal of 14.9% in FY13

Prior Disparity Studies omitted the participation results generated by the Quasi-Public Agencies, averaging 29% over the past three years. This omission was due to the limited scope of the Econsult/Milligan contract - analysis of “City contracts only”. In the FY13 and FY14 Disparity Studies, this oversight was corrected.

The FY15 Study takes into consideration the following factors:

- Lower mandated Federal goal of 14.9% in FY14
- Personal and Professional Services Contracts, averaging 53% of the City’s spend has experienced continued growth from 26% participation in FY11 to 39% participation in FY15.
- Adjustments for contract categories that have few or no M/ W/ DSBES available for participation.

Local Business Entities

Chapter 17-1500 requires the City to set goals for the participation of M/ W/ DSBES operating within the City of Philadelphia. M/ W/ DSBES in this category are defined as having a:

- Principal business address within the City
- Workforce with prerequisite hours worked in the City Commercial

- Activity License, formerly known as the Business Privilege License, and
- Business Privilege Tax, BPT, filed within the past twelve months.

The FY16 participation goal is 30%. The Philadelphia (City) based M/ W/ DSBE goal is 15.0% up from 12.5% in 2014 based on the geographic location of businesses available to provide City services.

In addition, Mayor Michael Nutter has granted a 10% preference for those businesses based in the City of Philadelphia and bidding on contracts valued less than \$1 million. There is a 5% preference for bids in excess of \$1 million. All Local Business Enterprises must apply on the Procurement Department’s website.

Best Practices


The Fiscal Year 2014 Annual Disparity Study includes recommendations to increase the availability and utilization

of M/ W/ DSBs as well as improve the methodology for the Study. Most of the recommendations are in various stages of implementation. Best practices have been institutionalized with a focus on

continuous process improvement. Communication remains critical to the City's ability to grow the OEO Registry, increase opportunity for participation, improve M/ W/ DSB response rate as

primes and enroll private and non-profit sector partners in the quest for increased inclusion across the region. The FY14 Disparity Study may found on the OEO website at www.phila.gov/oao.

MBE and WBE Testimonials



Emanuel Kelly FAIA, Principal, Kelly/Maiello Inc

"Kelly/Maiello Inc. is a certified minority-owned business that has been providing architecture and planning



services since 1976. The most important service that the Office of Economic Opportunity provides our firm is consistently informing us of opportunities for potential work. Overall we appreciate OEO's improved communications, responsiveness to questions, and streamlined processes."

Birgit Williams VP, Nu-Comfort Energy Solutions, LLC

"Our company participated in the Minority Contractors Training you offered. I just wanted to take a moment to thank you and let you know that we did take the business advice taught to us, which has enabled our business to grow in many areas. We have an ongoing relationship with Marla Hamilton and PIDC which assists with funding our contracts. Currently we are near completion on a project with the National Park Service which involves the Independence Hall and Liberty Bell Center along with an upcoming project with General Services Administration for the Social Security Administration Building.



Above Left: Emanuel Kelly FAIA, Principal, Kelly/Maiello Inc

Above Right: Birgit Williams VP, Nu-Comfort Energy Solutions, LLC

Left: Julie Copeland, CEO & President, Arbill Industries

We were also nominated as one of the Small Minority Businesses of the Year by the SBA and were featured in the Philadelphia Tribune. So thank you once again. Your program helped us so much!"

Julie Copeland, CEO & President, Arbill Industries

"I wanted you to be the first to know we won the City of Philadelphia's Respiratory Contract. The city used to award this to 4 different vendors and we won the entire contract. We are most excited. We are also making great inroads in learning about all of the other contracts available within our product scope and have been met with great support in helping us navigate and learn the process. We picked up all of the contracts relating to our area of spend and are armed with great information. We believe we will continue to become a great supplier to the City. Thank you for meeting with me. Thank you for all

of your support. Thank you for your guidance. We are on our way!"

Maria Frizelle, CEO, MFR Consultants, Inc.

"During the last 3 years, MFR has experienced explosive growth as evidenced by the CEO being recognized by the SBA as the Eastern Pennsylvania Business Person of the year by the SBA in 2014 and the firm being recognized as one of the fastest emerging growth companies in the region in 2015 by Smart CEO Magazine. The growth experienced by MFR would not have occurred without the support that we received from the Office of Economic Opportunity (OEO). OEO has enabled the firm to position itself as a prime on multiple City projects as well as given us the leverage needed to form substantive strategic partnerships with national companies. The Office is truly committed to women and minority businesses and ensuring not only that they have access to opportunities but that they develop the

Below: Maria Frizelle, CEO, MFR Consultants, Inc



infrastructure required to compete effectively. I have found OEO to be a gateway to accelerate the growth not only of my company but of other similarly situated firms throughout the region."

MBE and WBE Spotlight



Above: Jude Arijaje (right), Minuteman Press International with Mayor Michael Nutter.

Jude Arijaje owns and operates the Philadelphia store of Minuteman Press International, located on South Broad street. They are providers of design, print, promotional items and mailing services for businesses and organizations in the Delaware Valley region and beyond.

In 2008, Jude bought into the Minuteman Press franchise and in 2011, Minuteman Press, Philadelphia won the "Best of Philadelphia, Printing Services" an award given by the US Commerce Association.

He is affiliated to and holds leadership and Board positions in several organizations including Business Network International, (BNI),

Entrepreneurship Forum of Greater Philadelphia, the African And Caribbean Business Council and The Kingdom Chamber of Commerce of South Jersey. He has participated in several business and leadership program including the Emerging 200 leaders Program organized by the Small Business Administration, SBA and is also a Cohort 5 graduate of the highly prestigious Goldman Sachs 10,000 Small Business Program.

An avid networker he was recently featured in the Printing Impressions Magazine as one of the fastest growing Minuteman franchises in the nation. Minuteman Press is the official printer for the 2016 Democratic National Convention Host Committee (DNCC).

Katrin Hillner, President and CEO says PCN is a customer focused, local Minority- or Women-owned Business Enterprise (M/WBE) partner for Dell Services in Philadelphia, Pennsylvania. PCN first met Dell at a 2010 City of

Philadelphia “Meet the Primes” IT Networking event for M/WBEs. At this event, PCN’s President & CEO, Katrin Hillner had the opportunity to introduce her company’s capabilities to Dell’s contact for the City of Philadelphia and in 2011 secured a contract for delivering services.

Since then, they have delivered leading technology solutions on behalf of Dell for all agencies enabling them to better fulfill their missions and serve the public. PCN is excited to have become Dell’s exclusive partner for all deployment services in the City of Philadelphia and has grown our partnership to include technology staff augmentation and network engineering services in addition to the PC refresh deployment and project management services.

Joanna Johnson-Harris is the sole Owner and President of A.R.B. Construction Inc. of Philadelphia, PA. and Baltimore, Md. The firm began in Philadelphia in 2008. Joanna’s background, as an Operating Engineer journeywoman of Local 542 allowed her to be introduced to the construction world. She worked her way within the union to proud leadership positions as both an Apprenticeship trustee and Civil Rights representative. Currently, she has been elected by the Honorable Mayor Nutter to sit on the Labor Board of Standards. Notable clients are the Barnes Foundation, Hilton Homewood Suites, Philadelphia Naval Yard, Planet Fitness, and the School District of Philadelphia”.



PCN Dell Deployment Team

Back Row: Andrae Moulty, Tim Barnes, Robert Tanney, Ken Shinn
Front Row: Devon Jones, Stacy Winters, Geoffrey George, David Lee



Top: PCN Dell Development Team

Bottom: Joanna Johnson-Harris, President, A.R.B. Construction Inc.

On the Horizon

Over the past eight years, the City and Quasi-Public Agencies have awarded \$2 billion in contracts to Minority, Women and Disabled Owned Business Enterprises. Aggressive outreach within the business community and the growth of the OEO Registry by 80% since the launch of the Economic Opportunity Strategic Plan are credited with much of this success. In fact, there was a 34% increase in the number of businesses receiving contracts during this Administration. While these metrics certainly tout that progress has been made, OEO is mindful of emerging trends that could impact operations and inclusion results during the coming years and remains vigilant in its mission. Here are a few areas we continue to evaluate:

Growth of the OEO Registry

- Rate of businesses being certified by approved certifying agencies and organizations
- Push by other disadvantaged groups not currently recognized by the City's legislation (e.g. veterans, small businesses, LGBT, etc.)

Goal Alignment and Compliance

- Measures and influencers that drive compliance (e.g. delay payments, terminate contracts, debar violators, economic opportunity plan oversight, etc.)
- Trade union relationships that drive apprentice programs and workforce diversity
- Resources needed to accommodate legislative requirements, from internal OEO staff to external project monitors in the marketplace.
- Market conditions in the construction industry that demand additional monitoring of M/ W/ DSBE

participation and workforce ethnic and gender composition

- Women on Boards of companies with procurement contracts

Outreach and Collaboration

- Collaboration within City government and with stakeholders across the region to maximize opportunity for Minority, Women and Disabled Owned Businesses and leverage resources that put people in our community to work
- Need for a mentor/protégé model with appropriate incentives
- Need for bonding and capital infusions to sustain and grow capacity

This Administration is proud of the track record and foundation it has built to sustain the growth and development of disadvantaged businesses. The Democratic National Convention Host Committee has set inclusion goals of 35% based on the City's demonstrated commitment and abundance of diverse businesses. We look forward to helping the DNCC reach their goal line.

We are tremendously grateful to our strategic partners and the anchor institutions that have helped to design a collaborative model to elevate the importance of economic inclusion and its impact on our local community. The complex issues that hamper the growth and development of our small businesses demand a consistent, broad-based message on the value we collectively place on economic inclusion to our community and the quality of life within our City.



Graduates of the OEO Expand your Capacity to Build Your Business Program



OEO and MACCID presents Beyond Inclusion Program at the Navy Yard

As Chair of the OEO Advisory Board for the Office of Economic Opportunity, I am proud that the City recommitted itself to ensuring that diversity and inclusion are integrated into every city department. Though we have made progress as a City we must continue to lead by example. Minority, female and disabled businesses are the future of our city, they will employ the next generation of Philadelphia workers. We must all make sure that they have the tools to compete."

-Sharmain Matlock Turner
CEO, Urban Affairs Coalition
Chair, Office of Economic Opportunity (OEO) Advisory Board

Minority Enterprise Development Week (MED Week) Overview



MED Week 2014 Goldman Sach's 10,000 Small Businesses Program Scholars with representatives from the Public, Private, and Nonprofit sector.


Councilman Curtis Jones Jr., Councilwoman Jannie Blackwell, and Patricia Thomas-LaRoche (PTL Consulting, LLC, SCORE representative) at the MED Week 2015 Honors and Awards Program.



Councilwoman Blondell Reynolds-Brown speaking at MEDWeek 2015 Access to Capital: Meet the Lenders Event



MED Week 2015 Committee Members with Philadelphia Chambers and Minority Business Development Agency Award recipients.



M/W/DSBE Participants at the MEDWeek 2015 Access to Capital: Meet the Lenders Event



Angela Dowd-Burton (OEO) and Steven Scott Bradley (African American Chamber of Commerce) with MED Week 2014 Keynote Speakers (from left to right) , Nolan A. Atkinson representing the Greater Philadelphia Chamber of Commerce, Anne PapaGeorge (University of Pennsylvania) and Alan Greenberger (Commerce Department).



10th Annual Passing the Torch Award Recipients at The Enterprise Center

Minority Enterprise Development Week (MED Week) Overview



Representatives from the Goldman Sachs 10,000 Small Business Program, 10KSB (Community College of Philadelphia, CCP) receiving their 2015 MED Week Award from the Commerce Department & OEO. From left to right: Craig R. Carnaroli (University of Pennsylvania), Wayne Williams (CCP/10KSB), Margaret Berger Bradley (CCP/10KSB), Angela Dowd-Burton (OEO), Diana Lu (CCP/10KSB), and Marsha Levell (CCP/10KSB).



Sponsors and Keynote Speakers at the MEDWeek 2015 Access to Capital: Meet the Lenders Event .



Councilman Kenyatta Johnson speaking at the 2015 MED Week Event, "The STATE of Minority Business in Pennsylvania".



Council President Darrell L. Clarke introducing the 31st Annual Minority Enterprise Development Week Resolution during City Council.



M/W/DSBE participants at the 2015 MED Week Event, "The STATE of Minority Business in Pennsylvania".



Councilwoman Maria D. Quiñones-Sánchez speaking at the 2015 MED Week Event, "The STATE of Minority Business in Pennsylvania".



Representatives from the Asian American Chamber of Commerce of Greater Philadelphia, the Welcoming Center for New Pennsylvanians and the Citizen Diplomacy International at the Asian American Chamber of Commerce MED Week 2015 event, "Social Media to Build Your Business".



APPENDIX

Figure 1.1 – Economic Opportunity Strategic Plan Process with Proposed Outcome, Timeline, and Associated Cost

STRATEGIC OBJECTIVE	PROCESS	OUTCOME	TIMELINE	COST
Increasing the Availability of: Qualified Firms	Elimination of MBEC; creation of OEO with departmental transfer from Finance to Commerce	Strategic alignment of the City's economic development initiatives within the Department of Commerce	Complete	No Additional Cost
	Transfer of the Federal DBE Program to the Airport	Improved City program	Complete	No Additional Cost
	Reorganization of Commerce	Full integration of the City's economic development initiatives	Complete	No Additional Cost
	Integration of PCDC's functions into Commerce and PIDC	Eliminates redundancies in City services; creates a more robust lending program	Complete	No Additional Cost
	Reform the Certification Process and Redefine OEO's relationship with M/W/DSBEs	Robust OEO Registry of Certified Firms which includes M/W/DSBEs in Commodity/NAICS Codes where they have been previously absent	Complete	Nominal at initiation; web enhancements to Registry will require funding (e.g., links to each M/W/DSBE's business website, social networking functionality, solicitation matchmaking, etc.)
	Create Partnerships between successful M/W/DSBEs and emerging M/W/DSBEs	Emerging Business Partnership Program to support business networking and mentorship	Ongoing	Nominal if City receives support and cooperation of local business chambers and successful M/W/DSBEs
	Promote new and emerging high-growth industries to M/W/DSBEs	Access to greening initiatives, high growth life sciences, and nanotechnology	Ongoing	No Additional Cost
	Support Youth Entrepreneurship within the City	Youth enrollment in business related curriculum; stories of youth entrepreneurial success	Working with the School District of Philadelphia (Ongoing)	No Additional Cost
	Support Immigrant Entrepreneurship within the City	Immigrant entrepreneurial success; Enable more immigrants to access business resources	Ongoing	No Additional Cost

Figure 1.2 – Economic Opportunity Strategic Plan Process with Proposed Outcome, Timeline, and Associated Cost

STRATEGIC OBJECTIVE	PROCESS	OUTCOME	TIMELINE	COST
Increasing the Utilization of: Qualified Firms	Internal Reorganization of Key Entities; Re-scope Department of Commerce Contracts with 3 rd Party Providers of Technical Assistance	Enhanced technical assistance from 3 rd party providers of technical assistance	Complete	No Additional Cost
	Assign a roster of OEO Staff to identify City Project Managers and Procurement Buyers within City Departments to facilitate inclusive purchasing decisions	Increased overall utilization of M/W/DSBEs attributable to OEO early involvement in purchasing decisions	Complete	Costs of OEO Staff adequate to perform the oversight of City department purchasing decisions
	Improve OEO consultation with City Departments and Goal-Setting Process (GAP)	Improved engagement of City Departments (e.g., training, goal setting, identification of opportunities for M/W/DSBEs)	Ongoing	No Additional Cost
	EOP Oversight	Increased overall utilization of M/W/DSBEs as a result of EOP oversight and administration	Ongoing	No Additional Cost
	Catalogue existing inventory of technical and financial assistance providers and market these resources to M/W/DSBEs	Improved capacity and business growth for M/W/DSBEs employing these resources	Complete	No Additional Cost
	Provide Incentives for Prime Contractors who mentor M/W/DSBEs	Improved capacity in the area of bid preparation including estimating, introduction to financial institutions and new business partners in City and Regional opportunities	In Process	No Additional Cost
	Improve Contract <u>and</u> Business Data Collection (e.g., volume and dollar amounts of City contracts including <i>actual dollars</i> received <u>and</u> <i>annual gross receipts</i> of M/W/DSBEs)	Enables meaningful Citywide goal setting. Annual collection of aggregate Annual Gross Receipts of registered M/W/DSBEs will provide a new benchmark for measuring progress	City of Philadelphia Contract Compliance Reporting System (CCRS) is fully operational	A comprehensive electronic system of tracking payments, etc. is costly

Board, Cabinet, Commission, and Committees

MAYOR'S ECONOMIC OPPORTUNITY CABINET (EOC)

James W. Buehler, MD
Health Commissioner

Angela Dowd-Burton
Executive Director, Office of Economic Opportunity

Michael DiBerardinis
Deputy Mayor for Environmental and Community
Resources and Commissioner Parks and Recreation

Rob Dubow
Finance Director

Michelle Flamer
Senior Attorney

Everett Gillison
Deputy Mayor of Public Safety and
Mayor's Chief of Staff

Denise Goren
Deputy Mayor for Transportation and Public Utilities

Alan Greenberger
Deputy Mayor for Economic Development
and Director of Commerce

Amy Kurland
Inspector General

Richard Negrin
Deputy Mayor for Administration and
Coordination/ Managing Director

Michael A. Nutter
Mayor

Shelley Smith
City Solicitor

Mary Stitt
Procurement Commissioner

Stephanie Tipton
Chief Integrity Officer

CITY COUNCIL ECONOMIC OPPORTUNITY REVIEW COMMITTEE (EORC)

Steven Scott Bradley
Chairman of the Board
African American Chamber of Commerce

Angela Dowd-Burton
Executive Director
Office of Economic Opportunity

Varsovia Fernandez
President and Chief Executive Officer
Greater Philadelphia Hispanic Chamber of Commerce

Vanessa Fields
Vice President
AFSCME District Council 47

Sherman Harris
Assistant to the President
AFSCME District Council 33

MAYOR'S ADVISORY COMMISSION ON CONSTRUCTION INDUSTRY DIVERSITY (MACCID)

Lorraine Brown

Chief Executive Officer
The Temple Group

Glenn Bryan

Assistant Vice President
University of Pennsylvania

Angela Dowd-Burton

Executive Director
Office of Economic Opportunity

William Carter

Director of Legislative Affairs
City Council, President Darrell L. Clarke

John W. Chin

Executive Director
Philadelphia Chinatown Development Corporation

Fredrick A. Clark

President and CEO
Clark Resources

Benjamin J. Connors, Esq

Executive Managing Director
General Building Contractors Association (GBCA)

David Crawford

President
Econsult Corporation

James P Creedon

Sr. V.P. Construction, Facilities, and Operations
Temple University

Sharon Dietrich

Litigation Director
Community Legal Services of Philadelphia

Michelle Flamer

Senior Attorney
City of Philadelphia

Everett Gillison

Deputy Mayor of Public Safety and
Mayor's Chief of Staff

Beverly Harper

Founder and President
Portfolio Associates, Inc.

Pierce Keating

Chief Executive Officer
Keating Construction

John Macklin

Vice President for the NE Region
National Association of Minority Contractors (NAMC)

Cheryl Mckissack

Chief Executive Officer
McKissack Group Inc.

Angelo Perryman, MACCID Chair

Chief Executive Officer
Perryman Building and Construction

Sam Staten, Jr.

Business Manager
Laborers' Int'l Union of North America Local 332

James Tucker

Sr. V.P. Administrative and Business Services
Drexel University

Tony Wigglesworth

Executive Director
Philadelphia Area Labor Management Committee

Mario Zacharjasz

Chief Executive Officer
PZS Architects, LLC

OFFICE OF ECONOMIC OPPORTUNITY (OEO) ADVISORY BOARD

Steven Scott Bradley

Chairman of the Board
African American Chamber of Commerce

Angela Dowd-Burton

Executive Director
Office of Economic Opportunity

Varsovia Fernandez

President and Chief Executive Officer
Greater Phila. Hispanic Chamber of Commerce

Michelle Flamer

Senior Attorney
Law Department

Everett Gillison

Deputy Mayor of Public Safety and
Mayor's Chief of Staff

Sharmain Matlock-Turner, Board Chair

President and Chief Executive Officer
Urban Affairs Coalition

Rosalyn McPherson

President and CEO
Urban League of Philadelphia

Narasimha Shenoy

Executive Director
Asian American Chamber of Commerce of Greater
Philadelphia

Geri Swift

President
Women' Business Enterprise National Council

Anthony Williams

Senator
State of Pennsylvania

Steve Wray

Executive Director
Economy League of Greater Philadelphia

**Economic Opportunity Oversight Committees &
Economic Opportunity Review Committee
Expert Testimony**

Economic Opportunity Oversight Committees (Active)

1. 1919 Market Street
2. CHOP Family Health Center (Children's Hospital of Pennsylvania)
3. Comcast Innovation Tower
4. Dietz & Watson
5. Dilworth Plaza (Center City District)
6. Drexel University **(Multiple Projects)**
 - Chestnut Square
 - H3 Study Hotel
 - Lancaster Avenue
 - West Philadelphia High School (Wexford)
7. Evo Cira Centre South (Brandywine)
8. Museum of the American Revolution
9. Philadelphia Prison System
 - ARAMARK Food Service
 - Corizon Healthcare
10. Philadelphia Temple Construction Project (Mormon Temple)
11. Public Property
 - Public Safety Services Center (4601 Market St.)
12. Temple University **(Multiple Projects)**
13. The Church of Jesus Christ of Latter-Day Saints
14. University of Pennsylvania, Hospital of
15. University of Pennsylvania **(Multiple Projects)**
16. Verizon
17. Water Department
 - Venice Island, Belmont Avenue, and various other projects
18. Xfinity Live! (Comcast)

Economic Opportunity Oversight Committees (Closed)

1. Barnes Foundation
2. CHOP Ambulatory Care Center (Children's Hospital of Pennsylvania)
3. Lincoln Financial Field (Eagles Stadium Operator, LLC)
4. Marriott/Homewood Suites (University of Pennsylvania Campus)
5. Philadelphia Museum of Art - Art Handling
6. Public Property
 - Juvenile Justice Center (Youth Study Center)
7. St. Joseph's University **(Multiple Projects)**
8. SugarHouse Casino
9. Water Department
 - BioGas CoGeneration Facility
 - Philadelphia BioSolids

Economic Opportunity Review Committee Meeting Expert Testimony

September 14, 2015	http://www.phila.gov/commerce/Documents/Economic%20Opportunity%20Review%20Committee%20Transcripts%202015%209.pdf
<ol style="list-style-type: none"> 1. Glenn Bryan, Assistant Vice President Community Relations University of Pennsylvania 2. Steve Armstrong, Senior Project Manager The Church of the Latter Day Saints Temple and Special Services Department 3. Joanna Harris, President ARB Construction 4. Dennis McDonough, Recruitment Coordinator The Finishing Trades Institute of the Mid-Atlantic Region 5. Todd Neilson, Treasurer - IBEW Local 98 International Brotherhood of Electrical Workers Local Union 98 6. Lee Huang, Partner E-Consult Solutions 7. Nichols Jann, Manager of Special Projects City of Philadelphia, Office of Economic Opportunity 	
June 15, 2015	http://www.phila.gov/commerce/Documents/Economic%20Opportunity%20Review%20Committee%20Transcripts%202015%206.pdf
<ol style="list-style-type: none"> 1. James Creedon, Senior Vice President for Construction, Facilities, and Operations Temple University 2. Simran Sidhu, Executive Director Marty Molloy, Director of Vocational Programming Youth Build, Vocational Programs and Partnerships 3. Gail Anderson, HR Manager Philadelphia Job Corps Life Science Institute 4. Maura C. Hesdon, Project Executive, Shoemaker Construction Co. Angelina M. Perryman, Vice President of Administration, Perryman Building and Construction Services Inc. Ashley Poglese, Survey Technician, Langan Piljo Yae, Senior Project Manager, Crystal Steel Inc. National Association of Women in Construction (NAWIC) 5. LaShawnda Tompkins, Director of Special Projects Nicholas Jann, Manager of Special Projects City of Philadelphia, Office of Economic Opportunity 	

Economic Opportunity Review Committee Meeting Expert Testimony

March 2, 2015	http://www.phila.gov/commerce/Documents/Economic%20Opportunity%20Review%20Committee%20Transcripts%202015%203.pdf
<ol style="list-style-type: none"> 1. Barbara Stanford-Allen, Director of Industry Partnership & Business Engagement Timothy Smith, Lead Business Engagement Specialist Philadelphia Works 2. James M. Davie, President JD Bravo Company, Inc. 3. Varsovia Fernandez, President & CEO Greater Philadelphia Hispanic Chamber of Commerce 4. Steven Scott Bradley, Chairman African American Chamber of Commerce 5. William P. Clark, Director of Special Projects City of Philadelphia 	
December 8, 2014	http://www.phila.gov/commerce/Documents/Economic%20Opportunity%20Review%20Committee%20Transcripts%2012%209%2013.pdf
<ol style="list-style-type: none"> 1. James Creedon, Senior Vice President for Construction, Facilities, and Operations Temple University 2. Manik K. Arora, P.E., President and CEO Arora Engineers 3. Janira Barroso, Director of Participation Jim Giffear, Construction Engineer Trisha Grace, Assistant Projects Manager Brian Mohl, Capital Program Manager Philadelphia Water Department 4. Curtis J. Gregory, Senior Director Commerce Department, Office of Business Services (“OBS”) 5. James Sanders, MBA, Senior Director MBDA Business Center Philadelphia, PA 	

Economic Opportunity Review Committee Meeting Expert Testimony

September 8, 2014	http://www.phila.gov/commerce/Documents/Economic%20Opportunity%20Review%20Committee%20Transcripts%209%208%2014.pdf
<ol style="list-style-type: none"> 1. Billy Cromedy, President Advantage Contracting 2. Chet Riddick, President & CEO Alpha Office Supplies Inc. 3. Marla S. Hamilton, Vice President, Marketing & Business Development Philadelphia Industrial Development Corporation (PIDC) 4. Meg Shope Koppel, Sr. VP of Research, Policy and Innovation Philadelphia Works 5. Nina Bryan, Eastwick Neighbors Representative Eastwick Neighbors 6. Fermin Morales Phair Hiring Coalition 7. Shalimar Thomas, Executive Director African American Chamber of Commerce 8. Nicholas P. Jann, Economic Analyst City of Philadelphia Office of Economic Opportunity 	
June 16, 2014	http://www.phila.gov/commerce/Documents/Economic%20Opportunity%20Review%20Committee%20Transcripts%20June%202014.pdf
<ol style="list-style-type: none"> 1. Jameel Worthy, President and Chief Executive Officer Steadfast Entities 2. Pierce Keating, Chairman and Chief Executive Officer Daniel J. Keating Co. 3. Debbie Rizzo, Director Diversity Procurement Services Drexel University & Drexel University College of Medicine Academy of Natural Sciences of Drexel University 4. Alice Dungee James, Assistant Director City of Philadelphia Office of Economic Opportunity 5. William Clark, Director of Special Projects City of Philadelphia Office of Economic Opportunity 6. Kristin Szwajkowski, Project Manager Milligan & Company 7. Jihad Ali Contractors Roundtable 8. Mark Betz Member of SteamFitter Local Union 420 	

Economic Opportunity Review Committee Meeting Expert Testimony

March 3, 2014	http://www.phila.gov/commerce/Documents/Economic%20Opportunity%20Review%20Committee%20Transcripts%203%203%2014.pdf
<ol style="list-style-type: none"> 1. Councilman Cutis Jones Jr., Fourth (4th) Councilmatic District City of Philadelphia, City Council 2. William P. Clark, Director of Special Projects City of Philadelphia, Office of Economic Opportunity 3. Glenn Bryan, Assistant Vice President of Community Relations University of Pennsylvania 4. Dexter L. Hendricks, LEED, Community Affairs Director Turner Construction Company 5. Steve Masters, Esq. Just Laws LLC 	
December 9, 2013	http://www.phila.gov/commerce/Documents/Economic%20Opportunity%20Review%20Committee%20Transcripts%2012%209%2013.pdf
<ol style="list-style-type: none"> 1. William P. Clark, Director of Special Projects City of Philadelphia, Office of Economic Opportunity 2. James Creedon, Senior Vice President for Construction, Facilities, and Operations Temple University 3. Angelo Perryman, Chairman of the Mayor's Advisory Commission on Construction Industry Diversity (MACCID), President of Perryman Building and. Construction Services 4. Dr. Christopher Crockett, Deputy Water Commissioner Paul Kohl, Biogas Project Manager Janira Barroso, Director of Participation Philadelphia Water Department 5. Steve Masters, Esq. Just Laws LLC 	
September 9, 2013	http://www.phila.gov/commerce/Documents/EORC%209%209%202013.pdf
<ol style="list-style-type: none"> 1. Jack Kelly, Chief Operating Officer Dean Robateau, Project Executive McKissack & McKissack 2. Anna Shipp, Project Manager Sustainable Business Network 3. Cynthia Ashford Moultrie, Director DBE Supportive Services Center Cheyney University of Pennsylvania 4. Kenneth Woodson, Vice President of Community and Government Affairs Philadelphia Zoo 5. Steve Masters, Esq. Just Laws LLC 	

Economic Opportunity Review Committee Meeting Expert Testimony

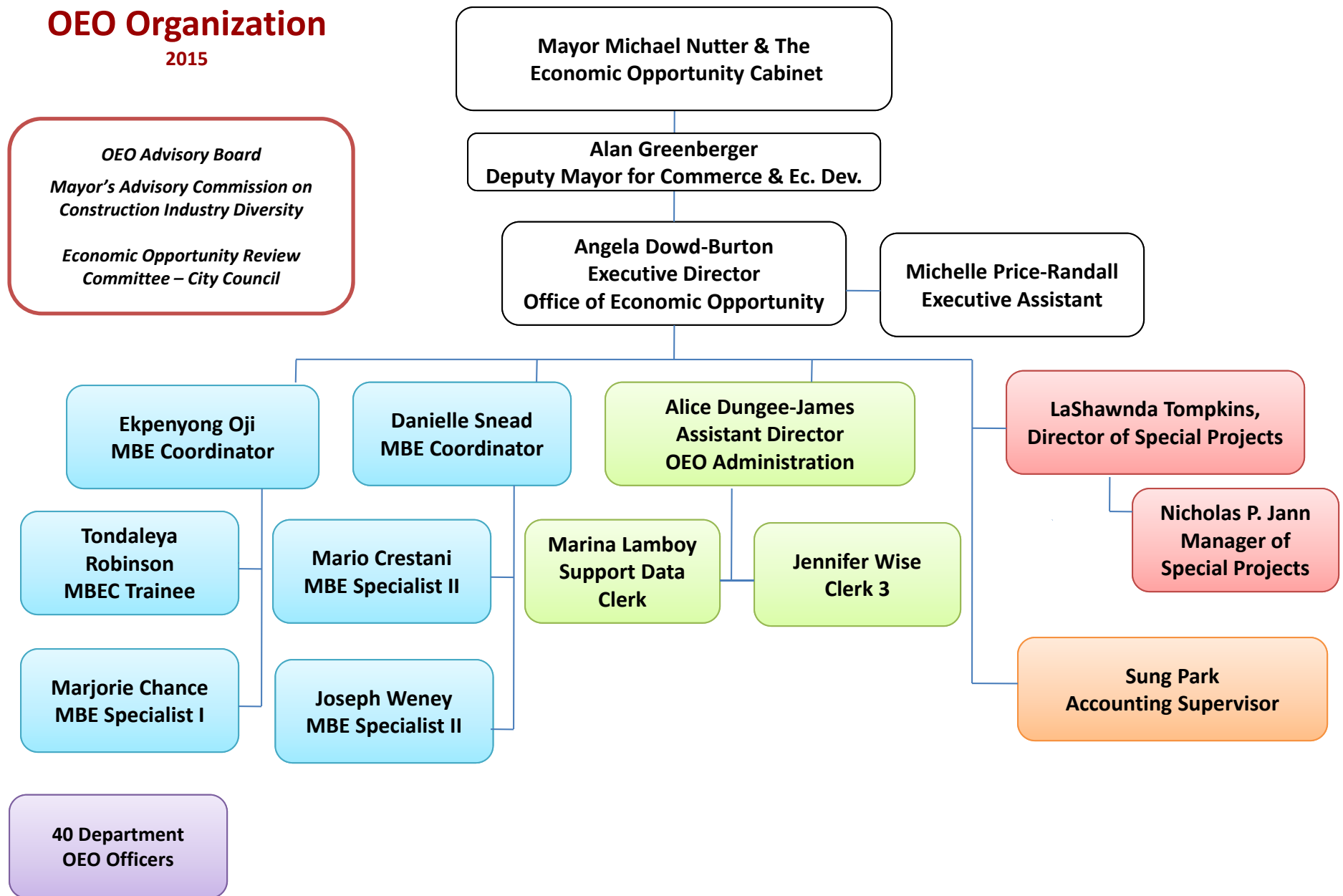
June 10, 2013	http://www.phila.gov/commerce/Documents/Economic%20Opportunity%20Review%20Committee%20Transcripts%20%206%2010%2013.pdf
<ol style="list-style-type: none"> 1. Lee Huang, Senior, Vice President and Principal Econsult Solutions, Inc. 2. Sandra Swiacki, Project Director Milligan & Company, LLC 3. John Mondlak, Director of Real Estate Development City of Philadelphia Commerce Department 4. Chris Crockett, Deputy Commissioner, Philadelphia Water Department 5. Lee Norelli, Project Manager of BAL, LLC Ameresco PWD NEWPCP Cogeneration Project AP Construction 6. David Kipphut, Deputy The Office of Career and Technical Education, School District of Philadelphia 7. Michelle Armstrong, Director Office of Career and Technical Education, School District of Philadelphia 8. Sam Staten, Jr., Business Manager Laborers' International Union of North America Local 332 9. Ed Szwarc, Vice President & General Manager Skanska 10. Sherry Nacci, Diversity Manager Skanska 11. Wade Colclough, President & CEO PA-NJ-DE Minority Supplier Development Council 12. William McDowell, Senior Project Executive Barnes Foundation 13. Jeffrey Smith Baker & Co. 14. Steve MacBeth Campus Apartments 	
March 11, 2013	http://www.phila.gov/commerce/Documents/EORC%20Transcripts%20March%202013.pdf
<ol style="list-style-type: none"> 1. Jeffrey Snyder The Cordish Company 2. James Baker, President Baker & Company, LLC 3. Joseph C. Meade, Director, Government and External Affairs 	

Economic Opportunity Review Committee Meeting Expert Testimony

Philadelphia Museum of Art	
<ol style="list-style-type: none"> Diana Lu, Director of Partnerships and Outreach 10,000 Small Businesses Krystle M. Baker, Esq., Investigator Office of the Inspector General Alexander DeSantis, Investigator Office of the Inspector General 	
December 12, 2012	http://www.phila.gov/commerce/Documents/Economic%20Opportunity%20Review%20Committee%20Transcripts%2012%2012%2012.pdf
<ol style="list-style-type: none"> Michael Brown Environmental Construction Services and Element Mechanical Services Johnathan Chopp Campus Apartments, St. Joseph's University Colin Johnson Jihad Ali National Association of Minority Contractors (NAMC) 	
September 12, 2012	http://www.phila.gov/commerce/Documents/Economic%20Opportunity%20Review%20Committee%20Transcripts%20%209%2012%2012.pdf
<ol style="list-style-type: none"> Dr. Joi Spraggins and Maceo Cummings The Temple Group Eric Watkins and John Braxton Nesmith & Co., Inc. Charisse Price, Business Analyst & Liaison Philadelphia Water Department Jihad Ali National Association of Minority Contractors (NAMC) 	
May 14, 2012	http://www.phila.gov/commerce/Documents/Economic%20Opportunity%20Review%20Committee%20Transcripts%205%2014%2012.pdf
<ol style="list-style-type: none"> Jihad Ali National Association of Minority Contractor (NAMC) John Graves, Partner Fair Hiring Coalition John Macklin, President National Association of Minority Contractor (NAMC) Michael Jones, Owner Colors Paint and Finishing Joanna Harris, Owner ARB Construction 	

OEO Organization

2015



Legend: The Blue team sets participation ranges, reviews bids and RFPs for compliance, conducts post contract award audits; Green team manages the OEO Registry; Red team oversees EOP portfolios; The Red and Orange team provide transparency via data analysis and reporting; Purple team represents OEO City operating departments Officers.

2015 Departmental OEO Officer and Liaison Listing

	<u>Department</u>	<u>Officer Name</u>	<u>Email Address</u>	<u>Phone Number</u>	<u>OEO Liaison</u>	<u>Phone Number</u>
1	Department of Human Resources (Personnel)	Brian Albert Stephanie L. Weatherbe	Brian.Albert@phila.gov Stephanie.Weatherbe@Phila.gov	(215) 686-2322 (215) 686-2880	Danielle Snead	(215) 683-2082
2	Department of Public Property	Lori Davey Kathy Kennedy	Lori.Davey@phila.gov Kathy.Kennedy@phila.gov	(215) 686-4484 (215) 686-4414	Danielle Snead	(215) 683-2082
3	Phila Industrial Development Corporation (PIDC)	Anthony Simonetta	ASimonetta@pidc-pa.org	(215) 496-8122	Danielle Snead	(215) 683-2082
4	Philadelphia Fire Department	Diane Schweizer	Diane.Schweizer@phila.gov	(215) 686-1370	Danielle Snead	(215) 683-2082
5	Airport	Alec Gever	Alec.Gever@phl.org	(215) 863-3948	Ekpenyong Oji	(215) 683-2078
6	Mayor's Office	Lauren Walker	Lauren.Walker@phila.gov	(215) 686-0341	Ekpenyong Oji	(215) 683-2078
7	Mayor's Office of Transportation and Utilities	Andrew Stober	Andrew.Stober@phila.gov	(215) 686-8158	Ekpenyong Oji	(215) 683-2078
8	Office of Emergency Management	Samantha Phillips	Samantha.Phillips@phila.gov	(215) 686-4465	Ekpenyong Oji	(215) 683-2078
9	Office of the Managing Director	Steve Ludovico	Steve.Ludovico@Phila.gov	(215) 686-3694	Ekpenyong Oji	(215) 683-2078
10	Water Department	Brian Mohl Trisha Grace Joyce Richmond Janira Barroso	Brian.Mohl@phila.gov Trisha.Grace@phila.gov Joyce.Richmond@phila.gov Janira.Barroso@phila.gov	(215) 685-6189	Ekpenyong Oji	(215) 683-2078
11	Board of Revisions and Taxes / Office of Property Assessment	Veronica Daniel Maryse Kerby	Veronica.Daniel@phila.gov Maryse.Kerby@phila.gov	(215) 686-7624	Joseph Weney	(215) 683-2079
12	City Treasurer	Mark DiSilvestro	Mark.Disilvestro@phila.gov	(215) 686-3812	Joseph Weney	(215) 683-2079
13	Commerce Department	Yvonne Boye	Yvonne.Boye@phila.gov	(215) 683-2012	Joseph Weney	(215) 683-2079
14	Office of Information Technology	Latisha Branch	Latisha.Branch@phila.gov	(215) 686-8518	Joseph Weney	(215) 683-2079
15	Office of Sustainability	Katherine Gajewski	Katherine.Gajewski@phila.gov	(215) 686-4471	Joseph Weney	(215) 683-2079
16	Office of the Finance Director	Catherine Paster Beth A. Wetzell Steven Masturzo	Catherine.Paster@phila.gov Beth.Wetzell@phila.gov Steven.Masturzo@Phila.gov	(215) 686-6160 (215) 686-6203 (215) 686-6460	Joseph Weney	(215) 683-2079
17	Philadelphia City Planning Commission	Farah Blackwell	Farah.Blackwell@phila.gov	(215) 683-4627	Joseph Weney	(215) 683-2079
18	Police Department	Yvonne Whittington	Yvonne.Whittington@phila.gov	(215) 686-1225	Joseph Weney	(215) 683-2079
19	Department of Recreation	Sylvia Kennedy	Sylvia.Kennedy@phila.gov	(215) 683-3609	Joseph Weney	(215) 683-2079
20	Board of Pensions and Retirement	Dave Fegan Shamika D. Taliaferro	Dave.Fegan@phila.gov Shamika.Taliaferro@phila.gov	(215) 496-3154 (215) 496-7420	Marjorie Chance	(215) 683-2080
21	Office of Fleet Management	Robert Razler	Robert.Razler@phila.gov	(215) 686-1856	Marjorie Chance	(215) 683-2080
22	Philadelphia Housing Development Corporation (PHDC)	Lynn Newsome	Lynn.Newsome@phila.gov	(215) 683-3006	Marjorie Chance	(215) 683-2080
23	Procurement Department	Edward W. Garcia Sonia Lee Nicholas Susi	Edward W. Garcia@phila.gov Sonia.Lee@phila.gov Nicholas.Susi@Phila.gov	(215) 686-4754 (215) 686-4760 (215) 686-4761	Ekpenyong Oji	(215) 683-2078
24	Sinking Fund Commission	Matthew Mazza	Matthew.Mazza@phila.gov	(215) 686-2307	Marjorie Chance	(215) 683-2080
25	Streets Department	Eva Hayes Anthony Santaniello	Eva.Hayes@phila.gov Anthony.Santaniello@phila.gov	(215) 686-5584 (215) 686-5512	Marjorie Chance	(215) 683-2080

2015 Departmental OEO Officer and Liaison Listing

	<u>Department</u>	<u>Officer Name</u>	<u>Email Address</u>	<u>Phone Number</u>	<u>OEO Liaison</u>	<u>Phone Number</u>
26	Behavioral Health- Mental Retardation Services	James Hoefler Patricia Wright	James.Hoefler@phila.gov Patricia.Wright@phila.gov	(215) 685-4958 (215) 685-5420	Mario Crestani	(215) 683-2068
27	Department of Human Services	Yvonne Farrell	Yvonne.G.Farrell@phila.gov	(215) 683-6098	Mario Crestani	(215) 683-2068
28	Department of Revenue	Karen Grayson	Karen.Grayson@phila.gov	(215) 686-2889	Mario Crestani	(215) 683-2068
29	Free Library of Philadelphia	David Edwards	Edwardsd@freelibrary.org	(215) 686-5303	Mario Crestani	(215) 683-2068
30	Health Department	Tara Mohr Cassandra Gray	Tara.Mohr@phila.gov cassandra.gray@phila.gov	(215) 686-5000 (215) 686-5207 (215) 685-5320	Mario Crestani	(215) 683-2068
31	License and Inspections Department	Theresa Cook Michelle Rand	Theresa.Cook@phila.gov Michelle.Rand@phila.gov	(215) 686-2613 (215) 686-2408	Mario Crestani	(215) 683-2068
32	Mayor's Office of Empowerment and Opportunity	Dionne Lewis	Dionne.Lewis@phila.gov	(215) 685-3612	Mario Crestani	(215) 683-2068
33	Office of Supportive Housing	Diana H. Rivera	Diana.H.Rivera@phila.gov	(215) 686-7193	Mario Crestani	(215) 683-2068
34	Philadelphia Prisons System	Joy Hepworth	Joy.Hepworth@prisons.phila.gov	(215) 685-7875	Mario Crestani	(215) 683-2068
35	Office of Housing and Community Development	Lynn Newsome	Lynn.Newsome@phila.gov	(215) 683-3006	Mario Crestani	(215) 683-2068
36	Law Department	Martha Rivera	Martha.Rivera@phila.gov	(215) 683-5254	Marjorie Chance	(215) 683-2080
37	City Controller's Office	Lopez Jones Andrea Rose John Thomas	Lopez.Jones@phila.gov Andrea.Rose@phila.gov John.H.Thomas@phila.gov	(215) 686-3844 (215) 686-6690 (215) 686-6682	Marjorie Chance	(215) 683-2080
38	Office of Inspector General	Coleen Yenoli	Coleen.Yenoli@phila.gov	(215) 686-1770	Marjorie Chance	(215) 683-2080
39	Office of the City Representative	Patricia Frosch	Patricia.Frosch@phila.gov	(215) 683-2064	Marjorie Chance	(215) 683-2080
40	Office of the Inspector General	Alexander DeSantis	Alexander.Desantis@phila.gov	(215) 685-6004	Marjorie Chance	(215) 683-2080
41	Records Department	Lynda Yerkov	Lynda.Yerkov@phila.gov	(215) 686-2268	Marjorie Chance	(215) 683-2080

***Subject to Change
Updated 12/2015

DEFINITIONS

Advanced Purchasing Inventory Control System (ADPICS) is the citywide procurement system that automates the procurement process for bid contracts from purchase order to final payment.

Automated Contract Information System (ACIS) is a centralized repository of personal and professional service no-bid contract documents, programmatic and fiscal information, status tracking information and management reports.

Bid Bonds are a form of bid security required by law for Public Works bids and demolition bids. Each bid must be accompanied by a bid bond on the City's bond form in the amount of 10% of the gross amount of the bid.

Certifiable Businesses are minority and/or women owned firms that are not yet certified by an approved certifying agency or registered with the Office of Economic Opportunity.

City-Wide Service, Supply and Equipment (SSE)

The Procurement Department generally determines that an SSE contract should be a citywide contract when multiple departments are consistently using the same product or service.

Contract Compliance Reporting System (CCRS) is an efficient, online tool that facilitates vendor registration and contract compliance reporting. This secure, web based system requires prime contractors to input the portion of their payment from the City that is distributed to M/ W/ DSBES. In turn, the M/ W/ DSBES are required to input a confirmation that they have received payment within five (5) business days of the prime receiving payment from the City or submit a payment compliance complaint.

DBE - Qualified Disadvantaged Business Enterprise as defined under Chapter 17-1501(8) of the Philadelphia Code: (a) A Small Business Enterprise which is at least fifty-one percent (51%) owned and controlled by one or more socially and economically disadvantaged individuals; or (b) A business (other than a Small Business Enterprise) in which at least fifty one percent (51%) of the stock is owned by one or more socially and economically disadvantaged individuals; provided, however, that any such business that has received more than seventeen million dollars (\$17,000,000) in three consecutive years of contract work from the City shall not be considered a DBE, unless it can show that, as a result of prejudice or differential treatment based on the socially and economically disadvantaged status of its ownership, its ability to compete in the free enterprise system has been impaired due to diminished capital and credit opportunities as compared to others in the same business who have not been subject to such prejudice or differential treatment. (c) A business certified by a government agency as a qualified minority, women, disabled or disadvantaged business.

Economic Opportunity Plan (EOP) is a written commitment by the project owner or contractor to use best and good faith efforts to provide opportunities for M/W/DSBEs. The City's Office of Economic Opportunity (OEO) is responsible for assisting contractors in developing EOPs and meeting the goals herein. OEO receives regular reports on EOPs, thereby monitoring compliance.

Few or No M/W/DSBEs Contracts are a class of contracts which have few or no minority, woman, or disabled owned businesses in the OEO registry available to provide specific products and/or services (e.g. electric service, water treatment chemicals, sole source commodities/services, etc.)

Financial and Accounting Management Information System (FAMIS) is the City's centralized electronic accounting system for maintaining payment processing and financial activity.

Minority, Women or Disabled Business Enterprise (M/W/DSBE) is a minority, women or disabled-owned for-profit business enterprise that is registered by OEO and certified by a recognized certifying agency (and as further defined by Executive Order 03-12 and applicable law under the Philadelphia Code)

Miscellaneous Purchase Orders (MPOs) are contractual agreements for personal and professional services valued at or below \$32,000 (sometimes referred to as informal contracts). Departments issue notices of opportunities and conduct their own selection process for these contracts.

Performance Bonds for Public Works contracts, bonds must be posted by the successful contractor equivalent to 100% of the contract to be executed by an approved surety company.

Performance Security for Service, Supply and Equipment contracts depend on the type of bid and dollar amount involved. For those contracts over \$30,000 and under \$500,000, the awarded vendor is required to pay a performance bond fee based on the total amount of the contract award. For contracts over \$500,000 and all demolition contracts, the vendor must post an individual performance bond on the City's bond form equivalent to 100% of the contract to be executed by a surety company approved by the City.

Personal and Professional Services (PPS) are contracting opportunities for services that are not subject to competitive bidding requirements such as general consulting,

legal, engineering, architectural design, public health, social services and other professional services. These contracts are issued by City Departments and awarded pursuant to the requirements under Chapter 17-1400 of the Philadelphia Code. Accordingly, PPS opportunities are posted on the eContract Philly website (<https://secure.phila.gov/eContract/>).

Public Works (PW) are contracting opportunities in construction, reconstruction, alteration, repair and/or the improvement of City owned properties, including land, buildings, streets, bridges, highways or sewers. Contracts are subject to competitive bidding requirements.

Service, Supply and Equipment (SS&E) are contracting opportunities for services, supplies, and equipment which are subject to competitive bidding requirements.

Small Order Purchases (SOPs) are informal request for quotations for fiscal year purchases between \$500 and \$32,000 for Services (other than repairs), Supplies and Equipment. Operating departments directly solicit for these purchases and obtain competitive quotations.

Sole Practitioner is a certifiable, service delivery business comprised of one individual who is authenticated by the City Department receiving the service (e.g. doctors, counselors, caregivers, etc.).

Special Procurement Evaluation Enhancement Database (SPEED) is the information system that tracks bid awards, contracts and purchase orders for City of Philadelphia Public Works Projects. The system also tracks requisitions, bids, awards contracts and change orders for city departments requesting miscellaneous services, supplies and equipment.



CITY OF PHILADELPHIA
Office of Economic Opportunity

ANNUAL REPORT
Fiscal Year 2015

Detail Reports
For-Profit Contracting Activity

FISCAL YEAR 2015									
	TOTAL AMOUNT	MBE AMOUNT	MBE %	WBE AMOUNT	WBE %	DSBE AMOUNT	DSBE %	TOTAL PARTICIPATION	TOTAL %
PUBLIC WORKS (PW) ₁	225,619,518	32,099,843	14.23%	24,322,554	10.78%	-	0.00%	56,422,397	25.01%
SERVICE, SUPPLY & EQUIPMENT (SSE) ₁	54,751,806	1,550,095	2.83%	13,866,884	25.33%	-	0.00%	15,416,979	28.16%
PERSONAL & PROFESSIONAL SERVICES (PPS) _{1, 2, 3}	324,695,726	80,463,537	24.78%	44,896,265	13.83%	-	0.00%	125,359,802	38.61%
MISCELLANEOUS PURCHASE ORDERS (MPO) _{2, 3}	3,963,810	293,557	7.41%	757,133	19.10%	-	0.00%	1,050,690	26.51%
SMALL ORDER PURCHASES (SOP) ₂	6,025,209	208,082	3.45%	363,760	6.04%	-	0.00%	571,842	9.49%
SUB TOTAL	615,056,069	114,615,114	18.63%	84,206,596	13.69%	-	0.00%	198,821,710	32.33%
CITY WIDE (SSE) ₁	23,205,957	1,113,047	4.80%	1,068,297	4.60%	-	0.00%	2,181,345	
LESS FEW or NO/SOLE SOURCE	6,032,713								
NET CITYWIDE	17,173,243	1,113,047	6.48%	1,068,297	6.22%	-	0.00%	2,181,345	12.70%
CITY TOTAL	632,229,312	115,728,162	18.30%	85,274,893	13.49%	-	0.00%	201,003,055	31.79%
QUASI-GOVERNMENT AGENCIES									
PHILADELPHIA INDUSTRIAL DEVELOPMENT CORPORATION (PIDC)	12,686,675	1,040,181	8.20%	1,758,954	13.86%	37,600	0.30%	2,836,735	22.36%
PHILADELPHIA HOUSING DEVELOPMENT CORPORATION (PHDC)	47,140,100	15,342,348	32.55%	3,632,846	7.71%	-	0.00%	18,975,194	40.25%
PHILADELPHIA REDEVELOPMENT AUTHORITY (PRDA)	259,076,092	39,906,632	15.40%	28,269,007	10.91%	-	0.00%	68,175,639	26.31%
SUB TOTAL	318,902,867	56,289,161	17.65%	33,660,807	10.56%	37,600	0.01%	89,987,568	28.22%
CITY & QUASI TOTAL	951,132,179	172,017,322	18.09%	118,935,700	12.50%	37,600	0.00%	290,990,622	30.59%
FEDERALLY FUNDED									
PUBLIC WORKS (PW) ₁	85,020,714	5,581,548	6.56%	6,260,250	7.36%	-	0.00%	11,841,798	13.93%
SUB TOTAL	85,020,714	5,581,548	6.56%	6,260,250	7.36%	-	0.00%	11,841,798	13.93%
GRAND TOTAL	1,036,152,893	177,598,870		125,195,950		37,600		302,832,420	

1 PW, SSE, & PPS totals reflect dollar amount of commitments at time of the award.

2 SOPs and MPOs totals reflect dollar amount of payments.

3 Includes certifiable but unregistered M/WBE consultants who are sole practitioners.

Note: Contract details are provided for city departments and federal projects only.

City of Philadelphia
Office of Economic Opportunity

For Profit Contract Activity
Fiscal Year 2014

	FISCAL YEAR 2014								
	TOTAL AMOUNT	MBE AMOUNT	MBE %	WBE AMOUNT	WBE %	DSBE AMOUNT	DSBE %	TOTAL PARTICIPATION	TOTAL %
PUBLIC WORKS (PW) ^{1, 6}	207,453,150	28,089,445	13.54%	18,192,247	8.77%	-	0.00%	46,281,692	22.31%
SERVICE, SUPPLY & EQUIPMENT (SSE) ^{1, 5, 6}	45,612,769	1,267,068	2.78%	11,240,000	24.64%	-	0.00%	12,507,068	27.42%
PERSONAL & PROFESSIONAL SERVICES (PPS) ^{1, 2, 3, 6}	334,027,466	72,285,236	21.64%	48,915,095	14.64%	-	0.00%	121,200,330	36.28%
MISCELLANEOUS PURCHASE ORDERS (MPO) ^{4, 6}	4,504,897	325,210	7.22%	806,980	17.91%	-	0.00%	1,132,190	25.13%
SMALL ORDER PURCHASES (SOP) ⁴	6,533,031	234,252	3.59%	410,242	6.28%	-	0.00%	644,495	9.87%
SUB TOTAL	598,131,313	102,201,211	17.09%	79,564,564	13.30%	-	0.00%	181,765,776	30.39%
CITY WIDE (SSE) ¹	80,361,422	1,471,429		1,411,271		-		2,882,701	
ADJUSTMENT FOR NO OPPORTUNITY SPEND ⁵	43,810,878	-		-		-		-	
NET CITYWIDE	36,550,544	1,471,429	4.03%	1,411,271	3.86%	-	0.00%	2,882,701	7.89%
CITY TOTAL	634,681,857	103,672,640	16.33%	80,975,836	12.76%	-	0.00%	184,648,476	29.09%
QUASI-GOVERNMENT AGENCIES									
PHILADELPHIA INDUSTRIAL DEVELOPMENT CORPORATION (PIDC)	3,369,140	598,575	17.77%	170,641	5.06%	-	0.00%	769,216	22.83%
PHILADELPHIA HOUSING DEVELOPMENT CORPORATION (PHDC)	31,861,088	9,295,528	29.18%	2,445,653	7.68%	-	0.00%	11,741,181	36.85%
PHILADELPHIA REDEVELOPMENT AUTHORITY (PRDA)	201,706,950	38,223,467	18.95%	20,654,792	10.24%	-	0.00%	58,878,259	29.19%
SUB TOTAL	236,937,178	48,117,571	20.31%	23,271,085	9.82%	-	0.00%	71,388,656	30.13%
CITY & QUASI TOTAL	871,619,035	151,790,211	17.41%	104,246,921	11.96%	-	0.00%	256,037,132	29.37%
FEDERALLY FUNDED									
PUBLIC WORKS (PW) ¹	84,789,089	4,766,575	5.62%	5,751,541	6.78%	-	0.00%	10,518,116	12.41%
SUB TOTAL	84,789,089	4,766,575	5.62%	5,751,541	6.78%	-	0.00%	10,518,116	12.41%
GRAND TOTAL	956,408,124	156,556,786		109,998,461		-		266,555,248	

1 PW, SSE, & PPS totals reflect dollar amount of commitments at time of the award.

2 City Representative dollars include payments to vendors that are certifiable but unregistered.

3 PPS adjusted for few or no opportunity spend (Electric Supply & Service \$51.7mm, DHS Court Appointed \$32.4mm, DHS Services \$8.6mm, Water Specialty Services lab analysis, water detection evaluation and flow \$2.1mm, Office of Innovation & Technology Specialized Software Services \$10.5mm, Prisons Inmate Housing \$14.2mm, Health Department medical specialty services \$2mm, Misc. \$.7mm).

4 SOPs and MPOs totals reflect dollar amount of payments.

5 SSE Adjusted for sole source spend (Misc. \$1.5mm), and few or no spend (Misc. \$.6mm, Water sludge barges services \$1.5mm, Police helicopters \$4.0mm, Fleet custom van & utility vehicles \$2.0mm).

SSE City Wide adjustment for no opportunity spend (petroleum products \$23.8 mm, water treatment chemicals \$19.6 mm).

6 Includes certifiable but unregistered vendors.

Note: Details are provided for departments and federal projects only.

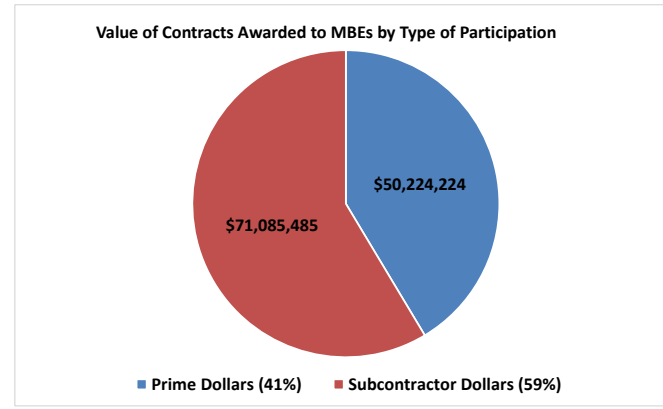
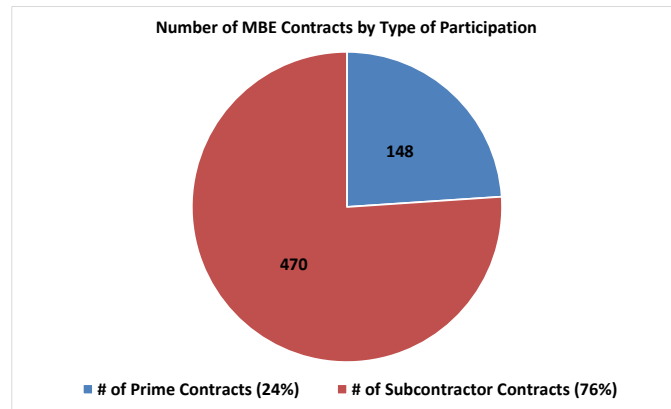
MBE For Profit Contract Activity
Fiscal Year 2015

FISCAL YEAR 2015									
	# OF MBE PRIMES	# OF MBE PRIME CONTRACTS	MBE PRIME DOLLARS	# OF MBE SUB CONTRACTORS	# OF MBE SUB CONTRACTS	MBE SUB CONTRACTOR DOLLARS	TOTAL # OF MBEs	# OF CONTRACTS	TOTAL DOLLARS
PUBLIC WORKS (PW) ₁	5	9	3,476,090	53	167	28,623,753	58	176	32,099,843
SERVICE, SUPPLY & EQUIPMENT ₁	-	-	-	7	9	1,550,095	7	9	1,550,095
PERSONAL & PROFESSIONAL SERVICES (PPS) _{1, 2}	53	75	45,367,215	136	280	35,096,322	189	355	80,463,537
MISCELLANEOUS PURCHASE ORDERS (MPO) ₃	15	18	293,557	-	-	-	15	18	293,557
SMALL ORDER PURCHASES (SOP) ₃	13	39	208,082	-	-	-	13	39	208,082
SUB TOTAL	86	141	49,344,944	196	456	65,270,170	282	597	114,615,114
% OF TOTAL	30%	24%	43%	70%	76%	57%			
CITY WIDE (SSE) ₁	7	7	879,280	5	7	233,767	12	14	1,113,047
CITY TOTAL	93	148	50,224,224	201	463	65,503,937	294	611	115,728,162
% OF TOTAL	32%	24%	43%	68%	76%	57%			
<u>FEDERALLY FUNDED</u> PUBLIC WORKS (PW) ₁	-	-	-	7	7	5,581,548	7	7	5,581,548
SUB TOTAL	0	0	-	7	7	5,581,548	7	7	5,581,548
GRAND TOTAL	93	148	50,224,224	208	470	71,085,485	301	618	121,309,709
% OF TOTAL	31%	24%	41%	69%	76%	59%			

1 PW, SSE, & PPS totals reflect dollar amount of commitments at time of the award.

2 City Representative dollars include payments to vendors that are certifiable but unregistered.

3 SOPs and MPOs totals reflect dollar amount of payments.



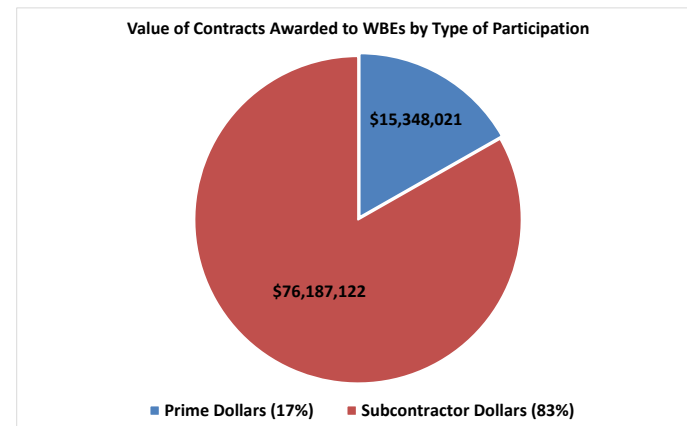
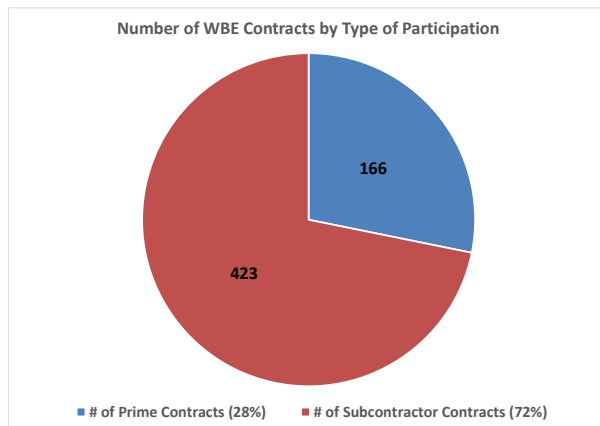
WBE For Profit Contract Activity
Fiscal Year 2015

FISCAL YEAR 2015									
	# OF WBE PRIMES	# OF WBE PRIME CONTRACTS	WBE PRIME DOLLARS	# OF WBE SUB CONTRACTORS	# OF WBE SUB CONTRACTS	WBE SUB CONTRACTOR DOLLARS	TOTAL # OF WBEs	# OF CONTRACTS	TOTAL DOLLARS
PUBLIC WORKS (PW) ¹	4	6	3,551,922	47	181	20,770,633	51	187	24,322,554
SERVICE, SUPPLY & EQUIPMENT ¹	1	1	100,000	9	12	13,766,884	10	13	13,866,884
PERSONAL & PROFESSIONAL SERVICES (PPS) ^{1, 2}	40	47	9,899,513	120	194	34,996,752	160	241	44,896,265
MISCELLANEOUS PURCHASE ORDERS (MPO) ³	38	38	744,633	2	2	12,500	40	40	757,133
SMALL ORDER PURCHASES (SOP) ³	25	72	363,760	-	-	-	25	72	363,760
SUB TOTAL	108	164	14,659,828	178	389	69,546,768	286	553	84,206,596
% OF TOTAL	38%	30%	17%	62%	70%	83%			
CITY WIDE (SSE) ¹	2	2	688,193	8	10	380,104	10	12	1,068,297
CITY TOTAL	110	166	15,348,021	186	399	69,926,872	296	565	85,274,893
% OF TOTAL	37%	29%	18%	63%	71%	82%			
FEDERALLY FUNDED									
PUBLIC WORKS (PW) ¹	0	0	-	20	24	6,260,250	20	24	6,260,250
SUB TOTAL	0	0	-	20	24	6,260,250	20	24	6,260,250
GRAND TOTAL	110	166	15,348,021	206	423	76,187,122	316	589	91,535,143
% OF TOTAL	35%	28%	17%	65%	72%	83%			

1 PW, SSE, & PPS totals reflect dollar amount of commitments at time of the award.

2 City Representative dollars include payments to vendors that are certifiable but unregistered.

3 SOPs and MPOs totals reflect dollar amount of payments.



PPS TOP TEN CONTRACTS AWARDED TO M/WBEs in FY15

MBE/WBE	MBE/WBE RACE	MBE/WBE \$	DEPT	TYPE OF WORK
U.S. Facilities, Inc.	Af Amer Mal	15,486,450	Public Property	Facilities Maintenance
Correct Rx Pharmacy Services, Inc.	Wht Fem	11,185,417	Prisons	PHARMACY SERVICER
U.S. Facilities, Inc.	Af Amer Mal	10,499,730	Office of Supportive Housing, Prisons	Facilities Maintenance
Sharon Humble (Linebarger Goggan Blair & Sampson, LLP)	Wht Fem	4,596,000	Revenue	Tax Preparation Service
MIL RAY FOOD CO	Af Amer Fem	2,552,071	Prisons	Food Services
Correctional Dental Association	Af Amer Mal	2,484,552	Prisons	Dental Services
Revenue Collection Bureau, Inc.	Hisp Amer Mal	2,304,000	Revenue	Discover and Tax Collection
Arora Engineers, Inc	Asia Mal	1,685,872	Aviation	Architect and Engineer Svcs
STEPHEN ELLIOTT CO INC	Af Amer Fem	1,671,369	Aviation	FUEL OIL SERVICES
U.S. Facilities, Inc.	Af Amer Mal	1,597,319	Public Property	Facilities Maintenance
TOTAL AMOUNT		54,062,780		
% OF TOTAL AWARDS		16.65%		

PW TOP TEN CONTRACTS AWARDED TO M/WBEs in FY15

MBE/WBE	MBE/WBE RACE	MBE/WBE \$	DEPT	TYPE OF WORK
TORRADO CONSTRUCTION CO INC	Hisp Amer Mal	6,250,000	WATER	WATER
RAMOS & ASSOCIATES INC	Hisp Amer Mal	2,250,976	STREETS	STREETS
L&R Construction	Wht Fem	1,796,800	WATER	WATER
ROBERT GANTER CONTRACTORS INC	Wht Fem	1,506,846	PUBLIC PROPERTY, STREETS	PLUMBING AND STREETS
S J A CONSTRUCTION INC	Wht Fem	920,858	WATER	WATER
MUNN ROOFING CORP	Wht Fem	888,120	PUBLIC PROPERTY	ROOF REPLACEMENT
TORRADO CONSTRUCTION CO INC	Hisp Amer Mal	822,409	WATER	WATER
MANNA BUILDING SUPPLY INC	Asia Fem	640,376	WATER	WATER
ZAVORSKI MASONRY RESTORATION INC	Wht Fem	621,584	PUBLIC PROPERTY	CANOE HOUSE REHAB
MANGUAL EXCAVATIONS LLC	Hisp Amer Fem	618,228	LICENSES AND INSPECTIONS	DEMOLITION
TOTAL AMOUNT		16,316,197		
% OF TOTAL AWARDS		7.23%		

SSE TOP TEN CONTRACTS AWARDED TO M/WBEs in FY15

MBE/WBE	MBE/WBE RACE	MBE/WBE \$	DEPT	TYPE OF WORK
W B SERVICES, LLC	Wht Fem	9,888,800	STREETS	TRANSPORT & DISPOSAL OF WASTE RESIDUE
W B SERVICES, LLC	Wht Fem	2,016,000	STREETS	TRANSPORT & DISPOSAL OF WASTE RESIDUE
CARIBBEAN OPERATORS, INC.	Af Amer Mal	1,120,000	STREETS	TRANSPORT & DISPOSAL OF WASTE RESIDUE
UNITED TRUCKING, INC	Wht Fem	1,120,000	STREETS	TRANSPORT & DISPOSAL OF WASTE RESIDUE
VMX International LLC	Af Amer Fem	280,000	STREETS	TRANSPORT & DISPOSAL OF WASTE RESIDUE
D & S Environmental Container Service	Wht Fem	224,000	STREETS	TRANSPORT & DISPOSAL OF WASTE RESIDUE
DISPOSAL CORPORATION OF AMERICA	Af Amer Fem	112,000	STREETS	TRANSPORT & DISPOSAL OF WASTE RESIDUE
BASELINE SUPPLY LLC	Hisp Amer Mal	103,787	WATER	REPAIR AND WATER TREATMENT
AVIMAN MANAGEMENT LLC	Af Amer Mal	84,178	WATER	REPAIR AND WATER TREATMENT
U S LUMBER INC	Asia Fem	84,178	WATER	REPAIR AND WATER TREATMENT
TOTAL AMOUNT		15,032,943		
% OF TOTAL AWARDS		27.46%		

CITY OF PHILADELPHIA OFFICE OF ECONOMIC OPPORTUNITY			RANKING OF CITY DEPARTMENTS BY ACTUAL PARTICIPATION FISCAL YEAR 2015				
RANKING	DEPARTMENT	Total Available Contract \$	No Opportunity Deductions (2)	Net Contracts	M/W/DSBE TOTAL	FY15 GOAL %	Revised % Actual
	ACTUAL PERCENTAGE HIGHEST TO LOWEST						
1	Office of the Inspector General (2)	164,814	150,000	14,814	10,000	10%	67.50%
2	Office of Housing & Community Development (OHCD)	112,500		112,500	72,500	25%	64.44%
3	Property, Department of Public (1)	42,409,105	339,213	42,069,892	24,933,179	40%	59.27%
4	Mayor's Office	1,163,000		1,163,000	675,000	15%	58.04%
5	Mayor's Office of Community Services	130,643		130,643	71,072	35%	54.40%
6	Property Assessment, Office of	924,690		924,690	500,000	10%	54.07%
7	Prisons (2)	97,965,589	38,370,893	59,594,695	28,989,774	25%	48.64%
8	Commerce	84,399		84,399	40,833	25%	48.38%
9	Law Department	5,572,251		5,572,251	2,601,917	30%	46.69%
10	Revenue	24,630,191		24,630,191	10,852,058	25%	44.06%
11	Office of Supportive Housing (OSH)	4,378,024		4,378,024	1,830,730	25%	41.82%
12	Health, Department of Public(4)	8,668,891	1,659,595	7,009,296	2,259,576	20%	32.24%
13	Streets	70,156,197	162,961	69,993,235	22,543,592	30%	32.21%
14	Finance, Director of	14,387,548		14,387,548	4,309,021	25%	29.95%
15	Water Department (2)	191,883,432	2,314,241	189,569,191	54,864,670	27%	28.94%
16	Human Services, Department of (2)	49,267,479	34,966,596	14,300,883	3,993,187	30%	27.92%
17	Aviation	115,731,428		115,731,428	29,178,944	30%	25.21%
18	Office of Innovation & Technology	23,545,152	4,529,864	19,015,288	4,732,056	20%	24.89%
19	Treasurer, City	2,584,453		2,584,453	627,051	25%	24.26%
20	License and Inspections, Department of	6,448,649		6,448,649	1,522,514	25%	23.61%
21	Procurement	3,000,000		3,000,000	700,000	5%	23.33%
22	Parks & Recreation	2,512,599	117,950	2,394,649	501,986	25%	20.96%
23	Managing Director's Office (2)	63,677,417	62,826,362	851,056	165,243	15%	19.42%
24	Fire	3,479,007	172,747	3,306,260	639,965	10%	19.36%
25	Library, Free (4)	2,582,883	1,034,700	1,548,183	290,893	15%	18.79%
26	Personnel	467,783		467,783	80,000	5%	17.10%
27	Records	2,422,014	54,760	2,367,254	340,840	20%	14.40%
28	Behavioral Health/Mental Retardation Svcs.	13,201,312		13,201,312	1,335,545	5%	10.12%
29	Police	3,223,420	1,126,283	2,097,137	111,948	10%	5.34%
30	Pensions and Retirement, Board of	1,293,600		1,293,600	10,000	15%	0.77%
31	Fleet Management (3), (4)	7,088,306	276,276	6,812,030	37,615	8%	0.55%
32	Mayor's Office of Transportation and Utilities	416		416	0	0%	0.00%
33	Office of the City Representative	1,320		1,320	0	70%	0.00%
34	Board of Ethics	0		0	0	0%	0.00%
35	City Planning Commission	0		0	0	0%	0.00%
36	Civil Service Commission	0		0	0	0%	0.00%
37	Human Relations Commission	0		0	0	0%	0.00%
38	Labor Relations	0		0	0	0%	0.00%
39	Office of Arts & Culture	0		0	0	0%	0.00%
40	Sinking Fund Commission	0			0	0%	0.00%
41	Youth Commission	0			0	0%	0.00%
42	First Judicial District of PA						
		\$ 763,158,510	\$ 148,102,441	615,056,069	\$ 198,821,710		32.33%
	City Wide (SSE) (5)	\$ 23,205,957	6,032,713	17,173,243	\$ 2,181,345		12.70%
	City Total	\$ 786,364,467	\$ 154,135,155	\$ 632,229,312	\$ 201,003,055		31.79%

(1) Public Property includes all City department capital projects with the exception of Aviation, Streets and Water.

(2) PPS adjusted for few or no opportunity spend (DHS Court Appointed \$16.7mm, DHS Services \$3mm, Water Specialty Services lab analysis, water detection evaluation and flow \$2mm, Electric Services \$62.5mm, Prisons Inmate Housing \$5.2mm, Contract Personnel Cost \$24.6mm, Investigative Consulting \$.15mm).

(3) Fleet Management includes vehicles for all City departments.

(4) SSE Adjusted for sole source spend (Health Department medical specialty services \$1.4mm).

(5) SSE City Wide adjustment for sole source spend (Radio System Maintenance Services \$5.5mm).

M/W/DSBEs	AMOUNT	%
PUBLIC WORKS		
NATIVE AMERICAN(S)	30,041	0.01%
ASIAN (S)	9,325,298	4.13%
AFRICAN AMERICAN(S)	11,931,641	5.29%
HISPANIC(S)	12,810,583	5.68%
WHITE FEMALE(S)	22,324,835	9.89%
NATIVE HAWAIIAN OR OTHER PACIFIC ISLANDER(S)	0	0.00%
DISABLED	0	0.00%
TOTAL	\$56,422,397	25.01%
SERVICE, SUPPLY & EQUIPMENT (FORMAL CONTRACTS ABOVE \$32,000)		
NATIVE AMERICAN(S)	0	0.00%
ASIAN (S)	189,152	0.35%
AFRICAN AMERICAN(S)	1,596,178	2.92%
HISPANIC(S)	44,765	0.08%
NATIVE HAWAIIAN OR OTHER PACIFIC ISLANDER(S)	0	0.00%
WHITE FEMALE(S)	13,586,884	24.82%
TOTAL	\$15,416,979	28.16%
PERSONAL & PROFESSIONAL SERVICES (CONTRACTS ABOVE \$32,000)		
NATIVE AMERICAN(S)	58,400	0.02%
ASIAN (S)	10,771,496	3.32%
AFRICAN AMERICAN(S)	66,439,943	20.46%
HISPANIC(S)	7,058,927	2.17%
WHITE FEMALE(S)	39,421,079	12.14%
NATIVE HAWAIIAN OR OTHER PACIFIC ISLANDER(S)	1,609,957	0.50%
DISABLED	0	0.00%
TOTAL	\$125,359,802	38.61%
MISCELLANEOUS PURCHASE ORDERS (CONTRACTS \$32,000 & BELOW)		
NATIVE AMERICAN(S)	0	0.00%
ASIAN (S)	0	0.00%
AFRICAN AMERICAN(S)	275,247	6.94%
HISPANIC(S)	48,310	1.22%
WHITE FEMALE(S)	727,133	18.34%
TOTAL	\$1,050,690	26.51%
SMALL ORDER PURCHASES (CONTRACTS \$32,000 & BELOW)		
NATIVE AMERICAN(S)	0	0.00%
ASIAN (S)	18,526	0.31%
AFRICAN AMERICAN(S)	150,337	2.50%
HISPANIC(S)	47,336	0.79%
NATIVE HAWAIIAN OR OTHER PACIFIC ISLANDER(S)		0.00%
WHITE FEMALE(S)	355,643	5.90%
TOTAL	\$571,842	9.49%
SUB TOTAL	\$198,821,710	32.33%
CITY WIDE (FORMAL CONTRACTS ABOVE \$32,000)		
NATIVE AMERICAN(S)	0	0.00%
ASIAN (S)	320,036	1.86%
AFRICAN AMERICAN(S)	626,404	3.65%
HISPANIC(S)	166,608	0.97%
NATIVE HAWAIIAN OR OTHER PACIFIC ISLANDER(S)	0	0.00%
WHITE FEMALE(S)	1,068,297	6.22%
TOTAL	\$2,181,345	12.70%
GRAND TOTAL	\$201,003,055	31.79%

DBEs SUMMARY	AMOUNT	% Contracts	% Ethnicity
AFRICAN AMERICAN(S)	81,019,749	12.81%	40.31%
ASIAN (S)	20,624,507	3.26%	10.26%
DISABLED	0	0.00%	0.00%
HISPANIC(S)	20,176,529	3.19%	10.04%
NATIVE AMERICAN(S)	88,441	0.01%	0.04%
NATIVE HAWAIIAN OR OTHER PACIFIC ISLANDER(S)	1,609,957	0.25%	0.80%
WHITE FEMALE(S)	77,483,871	12.26%	38.55%
GRAND TOTAL	\$201,003,055	31.79%	100.00%

City of Philadelphia
Office of Economic Opportunity

Participation Report
Fiscal Year 2015

Public Works
Formal Contracts

Contract #	Bid #	Company Name	Bid Amount	MBE	MBE Race	MBE \$	MBE %	WBE	WBE Race	WBE \$	WBE %
		AVIATION									
154013	6972	D A NOLT INC	3,162,145	MINORITY CONTRACTORS INC	Af Amer Mal	316,215	10.00%	STELWAGON ROOFING SUPPLY INC	Wht Fem	126,486	4.00%
154013	6972	D A NOLT INC	0					LIGHTNING PREVENTION SYSTEMS	Wht Fem	25,297	0.80%
154036	6974	PALMAN ELECTRIC INC	1,283,126	AHJ CONSTRUCTION LLC	Af Amer Mal	92,513	7.21%	A K M CONSTRUCTION SERVICES INC	Wht Fem	10,522	0.82%
154036	6974	PALMAN ELECTRIC INC	0	MANNA BUILDING SUPPLY INC	Asia Fem	35,928	2.80%				
154040	6970	E J ELECTRIC INC	1,175,000	ELECTRICAL SYS & CONSTRUCTION SUPPLY INC	Af Amer Mal	180,000	15.32%	NORTH STAR ELECTRICAL SUPPLY CO INC	Wht Fem	120,000	10.21%
154041	6969	DANIEL J KEATING CO	1,402,000	CRYSTAL STEEL FABRICATORS INC	Asia Mal	573,418	40.90%	BUTTONWOOD PAINTING CONTRACTORS INC	Wht Fem	28,040	2.00%
154041	6969	DANIEL J KEATING CO	0					WATTS WINDOW CLEANING & JANITORIAL CO INC	Wht Fem	14,020	1.00%
154068	6975	E J ELECTRIC INC	1,857,000	ELECTRICAL SYS & CONSTRUCTION SUPPLY INC	Af Amer Mal	380,685	20.50%	NORTH STAR ELECTRICAL SUPPLY CO INC	Wht Fem	189,414	10.20%
154083	6971	JACK COHEN & CO INC	2,000,000					MANNA BUILDING SUPPLY INC	Asia Fem	300,000	15.00%
154083	6971	JACK COHEN & CO INC	0					TEL DAT COMMUNICATIONS INC	Wht Fem	200,000	10.00%
154106	6932R	A P CONSTRUCTION	3,414,400	AVIMAN MANAGEMENT LLC	Af Amer Mal	344,854	10.10%	BAYSHORE REBAR INC	Wht Fem	310,710	9.10%
154106	6932R	A P CONSTRUCTION	0					A K M CONSTRUCTION SERVICES INC	Wht Fem	34,144	1.00%
154107	6985	PALMAN ELECTRIC INC	223,500	ELECTRICAL SYS & CONSTRUCTION SUPPLY INC	Af Amer Mal	22,350	10.00%	MANNA BUILDING SUPPLY INC	Asia Fem	17,880	8.00%
154113	6984	DOLAN MECHANICAL	1,410,000	JACK PEARS & ASSOCIATES	Af Amer Mal	56,400	4.00%	LABE SALES INC	Wht Fem	141,000	10.00%
154113	6984	DOLAN MECHANICAL	0	PENN STATE ELECTRIC/MECHANICAL SUPPLY	Asia Mal	112,800	8.00%				
154122	6980	EDWARD J MELONEY INC	828,000	ACCORD MECHANICAL & MGMT SERVICES INC	Af Amer Mal	66,240	8.00%	J MANN R FINLEY INC	Wht Fem	41,400	5.00%
154122	6980	EDWARD J MELONEY INC	0	MIDATLANTIC CONSTRUCTION & DESIGN INC	Hisp Amer Mal	33,120	4.00%				
154123	6981	FIVE STAR INC	1,184,000	V J SUPPLY INC	Asia Mal	142,080	12.00%	J MANN R FINLEY INC	Wht Fem	59,200	5.00%
154124	6979	E J ELECTRIC INC	783,000	ELECTRICAL SYS & CONSTRUCTION SUPPLY INC	Af Amer Mal	79,866	10.20%	NORTH STAR ELECTRICAL SUPPLY CO INC	Wht Fem	44,631	5.70%
154125	6978	DANIEL J KEATING CO	3,967,000	TORRADO CONSTRUCTION CO INC	Hisp Amer Mal	158,680	4.00%	BUTTONWOOD PAINTING CONTRACTORS INC	Wht Fem	39,670	1.00%
154125	6978	DANIEL J KEATING CO	0	HELCRIST IRON WOKRS	Af Amer Mal	396,700	10.00%	PBA CONSTRUCTION	Wht Fem	488,130	12.30%
154125	6978	DANIEL J KEATING CO	0	HAMADA INC	Asia Mal	79,340	2.00%	TRACORP	Wht Fem	198,350	5.00%
154126	6973R	A P CONSTRUCTION	953,000	SABLE CONSTRUCTION INC	Af Amer Mal	64,804	6.80%	THOMAS ENVIRONMENTAL SERVICES INC	Af Amer Fem	27,637	2.90%
154126	6973R	A P CONSTRUCTION	0	AVIMAN MANAGEMENT LLC	Af Amer Mal	30,496	3.20%	COCCO CONTRACTING CORP	Wht Fem	49,556	5.20%
154127	6976	ARMOUR & SONS ELECTRIC INC	2,659,576	MANNA BUILDING SUPPLY INC	Asia Fem	319,149	12.00%	M L JONES CONSTRUCTION INC	Af Amer Fem	265,958	10.00%
154128	6983	MULHERN ELECTRIC CO INC	1,046,577					NORTH STAR ELECTRICAL SUPPLY CO INC	Wht Fem	83,726	8.00%
154128	6983	MULHERN ELECTRIC CO INC	0					MANNA BUILDING SUPPLY INC	Asia Fem	156,987	15.00%
154131	6967	DANIEL J KEATING CO	13,544,000	KAKS & COMPANY LLC	Asia Mal	11,000	0.08%	BUTTONWOOD PAINTING CONTRACTORS INC	Wht Fem	13,900	0.10%
154131	6967	DANIEL J KEATING CO	0	CNS CONSTRUCTION	Af Amer Mal	445,000	3.29%	PBA CONSTRUCTION	Wht Fem	99,510	0.73%
154131	6967	DANIEL J KEATING CO	0					JSL KELLY PILE FOUNDATION INC	Wht Fem	58,500	0.43%
154131	6967	DANIEL J KEATING CO	0					FLYNN PHOTOGRAPHY	Wht Fem	12,150	0.09%
154150	6986	NORTHSTAR CONTRACTING GROUP INC	1,946,250	U S CONSTRUCTION GROUP INC	Af Amer Mal	291,938	15.00%	DELTA B J D S INC	Wht Fem	194,625	10.00%
154150	6986	NORTHSTAR CONTRACTING GROUP INC		VOBECKY ENTERPRISES INC	Af Amer Fem	48,656	2.50%				
154142	6987	SURETY MECHANICAL SERVICES INC	2,000,000	TORRADO CONSTRUCTION CO INC	Hisp Amer Mal	300,000	15.00%	LABE SALES INC	Wht Fem	200,000	10.00%
		AVIATION	44,838,574			4,582,232	10.22%			3,551,442	7.92%

City of Philadelphia
Office of Economic Opportunity

Participation Report
Fiscal Year 2015

Public Works
Formal Contracts

Contract #	Bid #	Company Name	Bid Amount	MBE	MBE Race	MBE \$	MBE %	WBE	WBE Race	WBE \$	WBE %
		LICENSES AND INSPECTIONS, DEPARTMENT OF									
144004	8000	GAMA WRECKING CO	307,436								
144005	8004	J P C GROUP INC	2,764								
144006	8006	A & M CURRAN LLC	5,928								
144007	8002	USA ENVIRONMENTAL MANAGEMENT INC	109,646								
144011	8009	PEDRO PALMER CONSTRUCTION INC*	586,645								
144012	8010	MANGUAL EXCAVATIONS LLC	179,642	MANGUAL EXCAVATIONS LLC	Hisp Amer Fem	179,642	100.00%				
144013	8011	RLC CONTRACTORS INC	2,000	RLC CONTRACTORS INC	Af Amer Mal	2,000	100.00%				
144029	8014	MONTICELLO CONTRACTORS INC	59,419	MONTICELLO CONTRACTORS INC	Af Amer Mal	59,419	100.00%				
144181	8031	GAMA WRECKING CO	96,824								
144182	8038	GAMA WRECKING CO	97,700								
154023	8024	GAMA WRECKING CO	957,146								
154024	8025	USA ENVIRONMENTAL MANAGEMENT INC	440,119								
154028	8029	RAY'S HOME REPAIR & DEMOLITION INC	61,297	RAY'S HOME REPAIR & DEMOLITION INC	Af Amer Mal	61,297	100.00%				
154029	8030	MONTICELLO CONSTRUCTORS INC	15,328	MONTICELLO CONTRACTORS INC	Af Amer Mal	15,328	100.00%				
154031	8032	RLC CONTRACTORS INC	140,200	RLC CONTRACTORS INC	Af Amer Mal	140,200	100.00%				
154032	8033	A & M CURRAN LLC	191,664								
154035	8034	MANGUAL EXCAVATIONS LLC	618,228	MANGUAL EXCAVATIONS LLC	Hisp Amer Fem	618,228	100.00%				
154044	8035	PEDRO PALMER CONSTRUCTION INC*	1,055,291								
154120	8041	WINZINGER INC	150,000								
154147	8042	MONTICELLO CONSTRUCTORS INC	149,000	MONTICELLO CONTRACTORS INC	Af Amer Mal	149,000	100.00%				
154149	8043	GAMA WRECKING CO	490,360								
		LICENSES AND INSPECTIONS, DEPARTMENT OF	5,716,637			1,225,114	21.43%			0	0.00%
		PROPERTY, DEPARTMENT OF PUBLIC									
144136	4235GCON	PANNULLA CONSTRUCTION CO INC	314,160	GRACIE CORP	Af Amer Mal	47,124	15.00%	CAST CONSTRUCTION INC	Wht Fem	31,416	10.00%
144139	4235PLUM	PHILADELPHIA	124,950	VJ SUPPLY INC	Asia Mal	12,495	10.00%	LABE SALES INC	Wht Fem	2,499	2.00%
144140	4235MECH	PHILADELPHIA	121,890					THE GENESIO COMPANY	Wht Fem	18,284	15.00%
144150	4235ELEC	MULHERN ELECTRIC CO INC	56,785					FOX CHASE ELECTRICAL INC	Wht Fem	3,975	7.00%
144157	4126ELEC	CARR & DUFF INC	466,006					FRANIA INC	Wht Fem	32,620	7.00%
144157	4126ELEC	CARR & DUFF INC	0					NORTH STAR ELECTRIC SUPPLY	Wht Fem	37,280	8.00%
144160	4242PLUM	KASER MECHANICAL LLC	92,496	MIDATLANTIC CONSTRUCTION & DESIGN INC	Hisp Amer Mal	4,625	5.00%				
144162	4242ELEC	SCHLEIG ELECTRIC INC	67,394	ELECTRICAL SYS & CONSTRUCTION SUPPLY INC	Af Amer Mal	5,391	8.00%				
144167	4242MECH	ALLSTATES MECHANICAL LTD	462,060	EVANS SUPPLIERS & COMMUNICATION CO INC	Af Amer Mal	36,965	8.00%	LABOV PLUMBING & HEATING SUPPLY INC	Wht Fem	32,344	7.00%
154002	4123ROOF	ROBERT GANTER CONTRACTORS INC	1,772,760	RAMOS & ASSOCIATES INC	Hisp Amer Mal	177,276	10.00%	ROBERT GANTER CONTRACTORS INC	Wht Fem	1,506,846	85.00%
154002	4123ROOF	ROBERT GANTER CONTRACTORS INC	0	SIOUTIS COATINGS ENTERPRISE INC	Hisp Amer Fem	88,638	5.00%				
154003	4123ELEC	SCHLEIG ELECTRIC INC	97,785	ELECTRICAL SYS & CONSTRUCTION SUPPLY INC	Af Amer Mal	6,845	7.00%				
154022	4142GCON	GESSLER CONSTRUCTION CO INC	639,030	M G CEMENT CONTRACTORS INC	Hisp Amer Mal	63,903	10.00%	GESSLER CONSTRUCTION CO INC	Wht Fem	575,127	90.00%
154034	4292ELBE	HYDE ELECTRIC CORP	361,313	M J K ELECTRICAL CORP	Af Amer Mal	36,131	10.00%				

City of Philadelphia
Office of Economic Opportunity

Participation Report
Fiscal Year 2015

Public Works
Formal Contracts

Contract #	Bid #	Company Name	Bid Amount	MBE	MBE Race	MBE \$	MBE %	WBE	WBE Race	WBE \$	WBE %
154038	4155GCONR	PANNULLA CONSTRUCTION CO INC	232,560	GRACIE PAINTING L L C	Af Amer Mal	39,535	17.00%	CAST CONSTRUCTION INC	Wht Fem	13,959	6.00%
154043	4247ROOF	UNION ROOFING	1,016,940	EMACON LLC	Nat Amer Fem	20,339	2.00%	STELWAGON ROOFING SUPPLY INC	Wht Fem	162,710	16.00%
154043	4247ROOF	UNION ROOFING	0	MANNA BUILDING SUPPLY INC	Asia Fem	50,847	5.00%	ATHENA CONTRACTING INC.	Wht Fem	10,169	1.00%
154046	4110ELEC	PALMAN ELECTRIC INC	32,768	DECISION DISTRIBUTION LLC	Hisp Amer Mal	3,277	10.00%				
154047	4110MECH	ALLSTATES MECHANICAL LTD	479,620	V J SUPPLY INC	Asia Mal	47,962	10.00%	LABE SALES INC	Wht Fem	47,962	10.00%
154049	4935GCON	LOFTUS CONSTRUCTION INC	1,601,400	BILLY BOY TRUCKING INC	Af Amer Mal	256,224	16.00%	HYDRO MARINE CONSTRUCTION CO INC	Wht Fem	112,098	7.00%
154049	4935GCON	LOFTUS CONSTRUCTION INC		U S LUMBER INC	Asia Fem	16,014	1.00%	L & R CONSTRUCTION CO INC	Wht Fem	16,014	1.00%
154049	4935GCON	LOFTUS CONSTRUCTION INC						S J A CONSTRUCTION INC	Wht Fem	80,070	5.00%
154066	4838ROOF	UNITED STATES ROOFING CORP	160,579	EVANS SUPPLIERS & COMMUNICATION CO INC	Af Amer Mal	17,664	11.00%				
154067	4541GCON	BRIGHTLINE CONSTRUCTION INC	274,875	TIERRA CONSTRUCTION SERVICES LLC	Hisp Amer Mal	41,231	15.00%	DESILVIO & CO INC	Wht Fem	19,241	7.00%
154067	4541GCON	BRIGHTLINE CONSTRUCTION INC	0					ATHENA CONTRACTING INC.	Wht Fem	8,246	3.00%
154089	4227ROOF	MCMULLEN ROOFING INC	974,368	MINORITY CONTRACTORS INC	Af Amer Mal	165,643	17.00%	J MANN R FINLEY INC	Wht Fem	126,668	13.00%
154091	4520ELBG	PANNULLA CONSTRUCTION CO INC	292,740	GRACIE PAINTING L L C	Af Amer Mal	40,984	14.00%				
154100	4131ELEC	SCHLEIG ELECTRIC INC	35,569								
154103	4131MECH	EDWARD J MELONEY INC	139,880								
154104	4131GCON	MUNN ROOFING CORP	888,120					MUNN ROOFING CORP	Wht Fem	888,120	100.00%
154105	4131PLUM	DOLAN MECHANICAL	64,940					LABE SALES INC	Wht Fem	3,896	6.00%
154132	4264ROOF	UNION ROOFING	171,625	SIOUTIS COATINGS ENTERPRISES INC	Hisp Amer Fem	5,149	3.00%	STELWAGON ROOFING SUPPLY INC	Wht Fem	30,893	18.00%
154132	4264ROOF	UNION ROOFING		EMACON LLC	Nat Amer Fem	5,149	3.00%	ATHENA CONTRACTING INC.	Wht Fem	1,716	1.00%
154134	4090ELEC	CARR & DUFF INC	881,500	MANNA BUILDING SUPPLY INC	Asia Fem	105,780	12.00%	NORTH STAR ELECTRICAL SUPPLY CO INC	Wht Fem	44,075	5.00%
154073	4509ELEC	MULHERN ELECTRIC CO INC	391,021	MANNA BUILDING SUPPLY INC	Asia Fem	39,102	10.00%	NORTH STAR ELECTRICAL SUPPLY CO INC	Wht Fem	19,551	5.00%
154082	4283ELEC	FIDELITY BURGLAR & FIRE ALARM CO INC	284,396					LINDLEY ELECTRIC SUPPLY CO	Wht Fem	39,815	14.00%
154086	4509MECH	GENERAL ASPHALT PAVING CO OF PHILADELPHIA	69,115	503 CORP	Hisp Amer Mal	4,838	1.70%	LABE SALES INC	Wht Fem	17,279	25.00%
154086	4509MECH	GENERAL ASPHALT PAVING CO OF PHILADELPHIA	0					GENESIO CO	Wht Fem	9,676	14.00%
154087	4509PLUM	DOLAN MECHANICAL	264,180	EVANS SUPPLIERS & COMMUNICATION CO INC	Af Amer Mal	31,702	12.00%	BRASS ROOTS INSULATION INC	Wht Fem	10,567	4.00%
154095	4509GCON	MURPHY QUIGLEY CO INC	3,613,860	SABLE CONSTRUCTION INC	Af Amer Mal	61,436	1.70%	ZAVORSKI MASONRY RESTORATION INC	Wht Fem	621,584	17.20%
154095	4509GCON	MURPHY QUIGLEY CO INC	0					FLYNN PHOTOGRAPHY	Wht Fem	7,228	0.20%
154095	4509GCON	MURPHY QUIGLEY CO INC	0					TRACORP	Wht Fem	21,683	0.60%
154098	4654ELEC	CARR & DUFF INC	446,900	MANNA BUILDING SUPPLY INC	Asia Fem	40,221	9.00%	NORTH STAR ELECTRICAL SUPPLY CO INC	Wht Fem	26,814	6.00%
154115	4127GCON	BRIGHTLINE CONSTRUCTION INC	576,243	TIERRA CONSTRUCTION SERVICES LLC	Hisp Amer Mal	57,624	12.89%	ATHENA CONTRACTING INC.	Wht Fem	46,099	8.00%
154118	4127ELEC	HYDE ELECTRIC CORP	362,850	S D M & ASSOCIATES INC	Af Amer Fem	43,542	12.00%				
154133	4405ROOF	UNION ROOFING	227,680	SIOUTIS COATINGS ENTERPRISES INC	Hisp Amer Fem	2,277	1.00%	STELWAGON ROOFING SUPPLY INC	Wht Fem	40,982	18.00%
154133	4405ROOF	UNION ROOFING	0	EMACON LLC	Nat Amer Fem	4,554	2.00%	ATHENA CONTRACTING INC.	Wht Fem	4,554	2.00%
154148	4557ELBG	MURPHY QUIGLEY CO INC	1,419,940								
154151	4688GCON	MURPHY QUIGLEY CO INC	1,516,765	SABLE CONSTRUCTION INC	Af Amer Mal	379,191	25.00%				
154152	4688PLUM	KASER MECHANICAL LLC	51,000								
154154	4363ROOF	MILESTONE CONSTRUCTION MANAGEMENT INC	510,000	DEBECCA CONTRACTING LLC	Af Amer Mal	51,000	10.00%	INTEGRITY ROOFING INC	Wht Fem	61,200	12.00%
154155	4108R-GCON	DONATO SPAVENTA & SONS INC	500,000	ROBERSON CONSTRUCTION CO	Af Amer Mal	50,000	10.00%	S J A CONSTRUCTION INC	Wht Fem	30,000	6.00%
154160	4129SITE	J P C GROUP INC	660,450	AVIMAN MANAGEMENT LLC	Af Amer Mal	59,441	9.00%	Nico Landscaping, Inc.	Wht Fem	33,023	5.00%
154160	4129SITE	J P C GROUP INC	0					GESSLER CONSTRUCTION CO INC	Wht Fem	6,605	1.00%
		PROPERTY, DEPARTMENT OF PUBLIC	22,718,511			2,120,116	9.33%			4,802,890	21.14%

City of Philadelphia
Office of Economic Opportunity

Participation Report
Fiscal Year 2015

Public Works
Formal Contracts

Contract #	Bid #	Company Name	Bid Amount	MBE	MBE Race	MBE \$	MBE %	WBE	WBE Race	WBE \$	WBE %
		STREETS									
144135	3759	WAMPOLE MILLER INC d/b/a MILLER BROTHERS	33,902								
144144	3763	GESSLER CONSTRUCTION CO INC	383,337					GESSLER CONSTRUCTION CO INC	Wht Fem	383,337	100.00%
144161	3777	ROBERT GANTER CONTRACTORS INC	156,000	MINORITY CONTRACTORS INC	Af Amer Mal	15,600	10.00%	ROBERT GANTER CONTRACTORS INC	Wht Fem	140,400	90.00%
154001	3767	MILESTONE CONSTRUCTION MANAGEMENT INC	1,400,000	DEBECCA CONTRACTING LLC	Af Amer Mal	210,000	15.00%	GESSLER CONSTRUCTION CO INC	Wht Fem	197,960	14.14%
154004	3775	RAMOS & ASSOCIATES INC	2,296,914	RAMOS & ASSOCIATES INC	Hisp Amer Mal	2,250,976	98.00%	S J A CONSTRUCTION INC	Wht Fem	45,938	2.00%
154042	3768	SERAVALLI INC	6,723,025	AVIMAN MANAGEMENT LLC	Af Amer Mal	336,824	5.01%	GESSLER CONSTRUCTION CO INC	Wht Fem	299,847	4.46%
154042	3768	SERAVALLI INC	0					COCCO CONTRACTING CORP	Wht Fem	334,807	4.98%
154042	3768	SERAVALLI INC	0					BELLA TRUCKING CORP	Wht Fem	38,994	0.58%
154045	3779	JAMES J ANDERSON CONSTRUCTION CO INC	335,465					S J A CONSTRUCTION INC	Wht Fem	35,023	10.44%
154101	3778	CARUSONE CONSTRUCTION INC	2,749,000	Manna Supply, Inc.	Asia Fem	133,876	4.87%	TRAFFIC & SAFETY SIGNS, INC.	Wht Fem	23,916	0.87%
154101	3778	CARUSONE CONSTRUCTION INC	0	Single-Ton's Contracting, Inc.	Af Amer Mal	74,773	2.72%	Gessler Construction Co., Inc.	Wht Fem	139,374	5.07%
154101	3778	CARUSONE CONSTRUCTION INC	0					Syrstone, Inc.	Wht Fem	130,852	4.76%
154101	3778	CARUSONE CONSTRUCTION INC	0					AKM Construction Services Inc.	Wht Fem	2,474	0.09%
154119	3797	JAMES J ANDERSON CONSTRUCTION CO INC	376,350					S J A CONSTRUCTION INC	Wht Fem	39,855	10.59%
154129	3798	TONY DEPAUL & SON	3,055,525	NORTONS TOW SQUAD INC	Af Amer Mal	34,833	1.14%	TRAFFIC & SAFETY SIGNS INC	Wht Fem	52,555	1.72%
154129	3798	TONY DEPAUL & SON	0					S J A CONSTRUCTION INC	Wht Fem	84,027	2.75%
154129	3798	TONY DEPAUL & SON	0					CALLAHAN PAVING PRODUCTS INC	Wht Fem	190,359	6.23%
154129	3798	TONY DEPAUL & SON	0					AMANDA STEVENSON PHOTOGRAPHY	Wht Fem	13,750	0.45%
154130	3801	JAMES J ANDERSON CONSTRUCTION CO INC	2,544,163	NORTONS TOW SQUAD INC	Af Amer Mal	92,099	3.62%	S J A CONSTRUCTION INC	Wht Fem	38,926	1.53%
154130	3801	JAMES J ANDERSON CONSTRUCTION CO INC	0	BILLY BOY TRUCKING INC	Af Amer Mal	36,127	1.42%	FLYNN PHOTOGRAPHY	Wht Fem	12,975	0.51%
		STREETS	20,053,680			3,185,107	15.88%			2,205,369	11.00%
		WATER DEPARTMENT									
144165	2031	FIVE STAR INC	2,112,998	VJ Supply, Inc	Asia Mal	310,611	14.70%	J MANN R FINLEY INC	Wht Fem	244,474	11.57%
144165	2031	FIVE STAR INC	0	Sioutis Coating Enterprise	Hisp Amer Fem	8,452	0.40%				
144166	2896	MINISCALCO CONSTRUCTION LLC	2,869,900	MJK Electrical Corp	Af Amer Mal	430,485	15.00%	DESILVIO & CO	Wht Fem	286,990	10.00%
144166	2896	MINISCALCO CONSTRUCTION LLC	0	TRIJAY SYSTEMS INC	Hisp Amer Mal	80,357	2.80%				
144168	2037	WEST ROOFING SYSTEM INC	723,900	MINORITY CONTRACTORS INC	Af Amer Mal	143,385	19.81%	ATHENA CONTRACTING LLC	Wht Fem	1,950	0.27%
144179	2036	J P C GROUP INC	4,837,700	TORRADO CONSTRUCTION CO INC	Hisp Amer Mal	822,409	17.00%	PIONEER CONTRACTING INC	Wht Fem	556,336	11.50%
144179	2036	J P C GROUP INC	0					THESING POWER SWEEPING INC	Wht Fem	24,188	0.50%
144179	2036	J P C GROUP INC	0					ATHENA CONTRACTING INC.	Wht Fem	48,377	1.00%
154014	2556	PETRONGOLO CONTRACTORS INC	751,430	AVIMAN MANAGEMENT LLC	Af Amer Mal	50,000	6.65%	GESSLER CONSTRUCTION CO INC	Wht Fem	80,000	10.65%
154014	2556	PETRONGOLO CONTRACTORS INC	0	BILLY BOY TRUCKING INC	Af Amer Mal	65,000	8.65%				
154015	2512	SERAVALLI INC	2,162,000	GE FRISCO	Asia Mal	186,000	8.60%	LABOV PLUMBING & HEATING SUPPLY INC	Wht Fem	138,000	6.40%
154015	2512	SERAVALLI INC	0	CITY ROOTS CONTRACTING LLC	Af Amer Mal	15,200	0.70%	GESSLER CONSTRUCTION CO INC	Wht Fem	129,675	6.00%
154015	2512	SERAVALLI INC	0	AVIMAN MANAGEMENT LLC	Af Amer Mal	123,500	5.70%	BELLA TRUCKING CORP	Wht Fem	15,134	0.70%
154016	2584	PETRONGOLO CONTRACTORS INC	1,140,015	AVIMAN MANAGEMENT LLC	Af Amer Mal	90,000	7.90%	GESSLER CONSTRUCTION CO INC	Wht Fem	140,000	12.20%
154016	2584	PETRONGOLO CONTRACTORS INC	0	BILLY BOY TRUCKING INC	Af Amer Mal	60,000	5.30%				
154017	2583	CARUSONE CONSTRUCTION INC	304,355	SINGLETON CONSTRUCTION CO	Af Amer Mal	35,000	11.50%	GESSLER CONSTRUCTION CO INC	Wht Fem	24500	8.05%
154018	2515	NELLO CONSTRUCTION CO INC	2,018,760	AVIMAN MANAGEMENT LLC	Af Amer Mal	161,000	7.98%	LABOV PLUMBING & HEATING SUPPLY INC	Wht Fem	50,000	2.48%
154018	2515	NELLO CONSTRUCTION CO INC	0	G E FRISCO CO INC	Asia Mal	121,000	5.99%	GESSLER CONSTRUCTION CO INC	Wht Fem	110,000	5.45%

City of Philadelphia
Office of Economic Opportunity

Participation Report
Fiscal Year 2015

Public Works
Formal Contracts

Contract #	Bid #	Company Name	Bid Amount	MBE	MBE Race	MBE \$	MBE %	WBE	WBE Race	WBE \$	WBE %
154018	2515	NELLO CONSTRUCTION CO INC	0	RAMOS & ASSOCIATES INC	Hisp Amer Mal	20,000	0.99%	S J A CONSTRUCTION INC	Wht Fem	100,000	4.95%
154019	2363	CARUSONE CONSTRUCTION INC	1,496,905	AMERICAN ENGINEERS GROUP LLC	Asia Mal	9,000	0.60%	GESSLER CONSTRUCTION CO INC	Wht Fem	165,000	11.02%
154019	2363	CARUSONE CONSTRUCTION INC	0	SINGLETON CONSTRUCTION CO	Af Amer Mal	178,000	11.89%				
154033	2716	PETRONGOLO CONTRACTORS INC	1,375,310		Af Amer Mal	78,000	5.67%	GESSLER CONSTRUCTION CO INC	Wht Fem	165,000	12.00%
154033	2716	PETRONGOLO CONTRACTORS INC	0	BILLY BOY TRUCKING INC	Af Amer Mal	130,000	9.45%				
154037	2553	PHILIP PIO CONSTRUCTION INC	816,910	AVIMAN MANAGEMENT LLC	Af Amer Mal	98,100	12.01%	GESSLER CONSTRUCTION CO INC	Wht Fem	65,400	8.01%
154039	2599	CARUSONE CONSTRUCTION INC	3,208,693	SINGLE-TON CONTRACTING INC	Af Amer Mal	481,568	15.01%	GESSLER CONSTRUCTION CO INC	Wht Fem	407,504	12.70%
154053	2559	SERAVALLI INC	1,157,000	CITY ROOTS CONTRACTING LLC	Af Amer Mal	19,000	1.64%	LABOV PLUMBING & HEATING SUPPLY INC	Wht Fem	97,000	8.38%
154053	2559	SERAVALLI INC	0	GE FRISCO	Asia Mal	91,500	7.91%	BELLA TRUCKING CORP	Wht Fem	19,000	1.64%
154053	2559	SERAVALLI INC	0	AVIMAN MANAGEMENT LLC	Af Amer Mal	28,600	2.47%				
154054	2718	A P CONSTRUCTION	569,000	LAKE GLENN ENTERPRISES INC	Af Amer Mal	32,000	5.62%	COCCO CONTRACTING CORP	Wht Fem	33,000	5.80%
154054	2718	A P CONSTRUCTION	0	SABLE CONSTRUCTION INC	Af Amer Mal	26,300	4.62%	BAYSHORE REBAR INC	Wht Fem	7,000	1.23%
154055	2539	PHILIP PIO CONSTRUCTION INC	663,080	AVIMAN MANAGEMENT LLC	Af Amer Mal	66,400	10.01%	GESSLER CONSTRUCTION CO INC	Wht Fem	53,100	8.01%
154056	2300	CARUSONE CONSTRUCTION INC	1,839,735	SINGLE-TON CONTRACTING INC	Af Amer Mal	245,000	13.32%	GESSLER CONSTRUCTION CO INC	Wht Fem	188,878	10.27%
154057	2704	SERAVALLI INC	986,000	CITY ROOTS CONTRACTING LLC	Af Amer Mal	22,800	2.31%	LABOV PLUMBING & HEATING SUPPLY INC	Wht Fem	99,200	10.06%
154057	2704	SERAVALLI INC	0	DECISION DISTRIBUTION LLC	Af Amer Mal	105,380	10.69%	BELLA TRUCKING CORP	Wht Fem	19,125	1.94%
154058	2534	NELLO CONSTRUCTION CO INC	3,012,975	G E FRISCO CO INC	Asia Mal	180,778	6.00%	LABOV PLUMBING & HEATING SUPPLY INC	Wht Fem	90,389	3.00%
154058	2534	NELLO CONSTRUCTION CO INC	0	AVIMAN MANAGEMENT LLC	Af Amer Mal	210,908	7.00%	GESSLER CONSTRUCTION CO INC	Wht Fem	165,714	5.50%
154058	2534	NELLO CONSTRUCTION CO INC	0	RAMOS & ASSOCIATES INC	Hisp Amer Mal	60,259	2.00%	S J A CONSTRUCTION INC	Wht Fem	105,454	3.50%
154060	2043	SURETY MECHANICAL SERVICES INC	591,000	TORRADO CONSTRUCTION CO INC	Hisp Amer Mal	65,000	11.00%	LABE SALES INC	Wht Fem	32,000	5.41%
154061	2005	THOMAS P CARNEY INC	27,084,060	TORRADO CONSTRUCTION CO INC	Hisp Amer Mal	6,250,000	23.08%	S J A CONSTRUCTION INC	Wht Fem	920,858	3.40%
154061	2005	THOMAS P CARNEY INC	0	VANN ORGANIZATION THE	Af Amer Mal	35,000	0.13%	SPECIALTY STEEL SUPPLY CO INC	Wht Fem	487,513	1.80%
154061	2005	THOMAS P CARNEY INC	0	IRON LADY ENTERPRISES INC	Af Amer Fem	43,200	0.16%	FLYNN PHOTOGRAPHY	Wht Fem	13,500	0.05%
154061	2005	THOMAS P CARNEY INC	0					L&R Construction	Wht Fem	1,796,800	6.63%
154062	2042	A T CHADWICK CO INC	279,440	LEN PARKER ASSOCIATES INC	Af Amer Mal	98,900	35.39%	DELTA B J D S INC	Wht Fem	9,500	3.40%
154062	2042	A T CHADWICK CO INC	0					LABE SALES INC	Wht Fem	24,000	8.59%
154063	2041	PALMAN ELECTRIC INC	6,784,172	TRIJAY SYSTEMS INC	Hisp Amer Mal	600,000	8.84%	MANNA BUILDING SUPPLY INC	Asia Fem	560,000	8.25%
154063	2041	PALMAN ELECTRIC INC	0	ELECTRICAL SYS & CONSTRUCTION SUPPLY INC	Af Amer Mal	250,000	3.69%				
154074	2502	PETRONGOLO CONTRACTORS INC	3,775,695	G E FRISCO CO INC	Asia Mal	550,000	14.57%	GESSLER CONSTRUCTION CO INC	Wht Fem	425,000	11.26%
154074	2502	PETRONGOLO CONTRACTORS INC	0	CITY ROOTS CONTRACTING LLC	Af Amer Mal	25,000	0.66%	LABOV PLUMBING & HEATING SUPPLY INC	Wht Fem	70,000	1.85%
154075	2709	PHILIP PIO CONSTRUCTION INC	677,010	G E FRISCO CO INC	Asia Mal	74,500	11.00%	LABOV PLUMBING & HEATING SUPPLY INC	Wht Fem	20,500	3.03%
154075	2709	PHILIP PIO CONSTRUCTION INC	0	BILLY BOY TRUCKING INC	Af Amer Mal	7,000	1.03%	GESSLER CONSTRUCTION CO INC	Wht Fem	40,700	6.01%
154076	2508	PETRONGOLO CONTRACTORS INC	3,000,000	G E FRISCO CO INC	Asia Mal	425,000	14.17%	LABOV PLUMBING & HEATING SUPPLY INC	Wht Fem	20,000	0.67%
154076	2508	PETRONGOLO CONTRACTORS INC	0	CITY ROOTS CONTRACTING LLC	Af Amer Mal	25,000	0.83%	GESSLER CONSTRUCTION CO INC	Wht Fem	280,000	9.33%
154078	2705	SERAVALLI INC	579,300	CITY ROOTS CONTRACTING LLC	Af Amer Mal	11,400	1.97%	LABOV PLUMBING & HEATING SUPPLY INC	Wht Fem	99,200	17.12%
154078	2705	SERAVALLI INC	0	G E FRISCO CO INC	Asia Mal	59,000	10.18%	BELLA TRUCKING CORP	Wht Fem	11,007	1.90%
154079	2384	CARUSONE CONSTRUCTION INC	1,845,878	SINGLE-TON CONTRACTING INC	Af Amer Mal	221,505	12.00%	U S LUMBER INC	Asia Fem	69,220	3.75%
154079	2384	CARUSONE CONSTRUCTION INC	0					GESSLER CONSTRUCTION CO INC	Wht Fem	152785	8.28%
154080	2378	SERAVALLI INC	1,260,500	G E FRISCO CO INC	Asia Mal	129,000	10.23%	LABOV PLUMBING & HEATING SUPPLY INC	Wht Fem	83,000	6.58%
154080	2378	SERAVALLI INC	0	CITY ROOTS CONTRACTING LLC	Af Amer Mal	22,800	1.81%	BELLA TRUCKING CORP	Wht Fem	18,000	1.43%
154081	2007	PHILIPS BROTHERS ELECTRICAL CONTRACTORS	1,197,000	HOLDER INC t/a DONOVAN ELECTRIC	Af Amer Mal	120,000	10.03%	MANNA BUILDING SUPPLY INC	Asia Fem	96,000	8.02%
154084	2040	PHILIPS BROTHERS ELECTRICAL CONTRACTORS	1,810,000	HOLDER INC t/a DONOVAN ELECTRIC	Af Amer Mal	199,500	11.02%	MANNA BUILDING SUPPLY INC	Asia Fem	160,000	8.84%
154085	2038	DONATO SPAVENTA & SONS INC	546,123	ROBERSON CONSTRUCTION CO	Af Amer Mal	54,613	10.00%	S J A CONSTRUCTION INC	Wht Fem	27,307	5.00%
154088	2039	A P CONSTRUCTION	3,066,200	SABLE CONSTRUCTION INC	Af Amer Mal	33,728	1.10%	BASELINE SUPPLY LLC	Wht Fem	153,310	5.00%
154088	2039	A P CONSTRUCTION	0	VENTURE TWO CONTRACTING INC	Af Amer Mal	279,024	9.10%				

City of Philadelphia
Office of Economic Opportunity

Participation Report
Fiscal Year 2015

Public Works
Formal Contracts

Contract #	Bid #	Company Name	Bid Amount	MBE	MBE Race	MBE \$	MBE %	WBE	WBE Race	WBE \$	WBE %
154090	2590	SERAVALLI INC	925,000	CITY ROOTS CONTRACTING LLC	Af Amer Mal	25,000	2.70%	LABOV PLUMBING & HEATING SUPPLY INC	Wht Fem	81,400	8.80%
154090	2590	SERAVALLI INC	0	GE FRISCO	Asia Mal	114,000	12.32%	BELLA TRUCKING CORP	Wht Fem	11,100	1.20%
154092	2514	MINISCALCO CONSTRUCTION LLC	1,507,760	G E FRISCO CO INC	Asia Mal	120,621	8.00%	GESSLER CONSTRUCTION CO INC	Wht Fem	150,776	10.00%
154092	2514	MINISCALCO CONSTRUCTION LLC	0	BILLY BOY TRUCKING INC	Af Amer Mal	105,543	7.00%				
154093	2724	PHILIP PIO CONSTRUCTION INC	1,219,485	G E FRISCO CO INC	Asia Mal	208,000	17.06%	GESSLER CONSTRUCTION CO INC	Wht Fem	91,500	7.50%
154093	2724	PHILIP PIO CONSTRUCTION INC	0					LABOV PLUMBING & HEATING SUPPLY INC	Wht Fem	37,000	3.03%
154094	2364	CARUSONE CONSTRUCTION INC	1,722,171	SINGLE-TON CONTRACTING INC	Af Amer Mal	293,000	17.01%	GESSLER CONSTRUCTION CO INC	Wht Fem	113,245	6.58%
154094	2364	CARUSONE CONSTRUCTION INC	0					U S LUMBER INC	Asia Fem	93,750	5.44%
154096	2569	PHILIP PIO CONSTRUCTION INC	3,045,736	G E FRISCO CO INC	Asia Mal	213,202	7.00%	LABOV PLUMBING & HEATING SUPPLY INC	Wht Fem	60,915	2.00%
154096	2569	PHILIP PIO CONSTRUCTION INC	0	RAMOS & ASSOCIATES INC	Hisp Amer Mal	304,574	10.00%	GESSLER CONSTRUCTION CO INC	Wht Fem	243,659	8.00%
154097	2574	BRIGHTLINE CONSTRUCTION INC	492,398	TIERRA CONSTRUCTION SERVICES LLC	Hisp Amer Mal	73,860	15.00%	ATHENA CONTRACTING INC.	Wht Fem	39,392	8.00%
154110	2558	NELLO CONSTRUCTION CO INC	1,483,539	RAMOS & ASSOCIATES INC	Hisp Amer Mal	29,671	2.00%	S J A CONSTRUCTION INC	Wht Fem	59,342	4.00%
154110	2558	NELLO CONSTRUCTION CO INC	0	G E FRISCO CO INC	Asia Mal	192,860	13.00%	LABOV PLUMBING & HEATING SUPPLY INC	Wht Fem	29,671	2.00%
154110	2558	NELLO CONSTRUCTION CO INC	0					GESSLER CONSTRUCTION CO INC	Wht Fem	59,342	4.00%
154111	2723	PETRONGOLO CONTRACTORS INC	1,420,000	BILLY BOY TRUCKING INC	Af Amer Mal	14,200	1.00%	LABOV PLUMBING & HEATING SUPPLY INC	Wht Fem	14,200	1.00%
154111	2723	PETRONGOLO CONTRACTORS INC	0	G E FRISCO CO INC	Asia Mal	213,000	15.00%	GESSLER CONSTRUCTION CO INC	Wht Fem	134,900	9.50%
154112	2507	CARUSONE CONSTRUCTION INC	2,530,456	SINGLETON CONSTRUCTION CO	Af Amer Mal	284,929	11.26%	GESSLER CONSTRUCTION CO INC	Wht Fem	181,434	7.17%
154112	2507	CARUSONE CONSTRUCTION INC	0	503 CORP	Hisp Amer Mal	149,297	5.90%	U S LUMBER INC	Asia Fem	72,371	2.86%
154114	2562	PETRONGOLO CONTRACTORS INC	1,349,170	G E FRISCO CO INC	Asia Mal	202,376	15.00%	LABOV PLUMBING & HEATING SUPPLY INC	Wht Fem	44,523	3.30%
154114	2562	PETRONGOLO CONTRACTORS INC	0					GESSLER CONSTRUCTION CO INC	Wht Fem	90,394	6.70%
154116	2577	SERAVALLI INC	866,000	CITY ROOTS CONTRACTING LLC	Af Amer Mal	17,320	2.00%	LABOV PLUMBING & HEATING SUPPLY INC	Wht Fem	74,476	8.60%
154116	2577	SERAVALLI INC	0	G E FRISCO CO INC	Asia Mal	112,580	13.00%	BELLA TRUCKING CORP	Wht Fem	12,124	1.40%
154117	2706	NELLO CONSTRUCTION CO INC	1,018,175	G E FRISCO CO INC	Asia Mal	152,726	15.00%	GESSLER CONSTRUCTION CO INC	Wht Fem	50,909	5.00%
154117	2706	NELLO CONSTRUCTION CO INC	0					LABOV PLUMBING & HEATING SUPPLY INC	Wht Fem	50,909	5.00%
154121	2895	SMITH CONSTRUCTION CO OF PHILA INC	61,150	MINORITY CONTRACTORS INC	Af Amer Mal	3,058	5.00%	SMITH CONSTRUCTION	Wht Fem	58,092	95.00%
154135	2570	A P CONSTRUCTION	2,313,550	SABLE CONSTRUCTION INC	Af Amer Mal	180,457	7.80%	GESSLER CONSTRUCTION CO INC	Wht Fem	113,364	4.90%
154135	2570	A P CONSTRUCTION	0	VERA CCS LLC	Hisp Amer Mal	166,576	7.20%	COCCO CONTRACTING CORP	Wht Fem	120,305	5.20%
154136	2519	PETRONGOLO CONTRACTORS INC	2,681,575	G E FRISCO CO INC	Asia Mal	329,834	12.30%	GESSLER CONSTRUCTION CO INC	Wht Fem	238,660	8.90%
154136	2519	PETRONGOLO CONTRACTORS INC	0					LABOV PLUMBING & HEATING SUPPLY INC	Wht Fem	29,497	1.10%
154137	2346	PHILIP PIO CONSTRUCTION INC	526,004	GE FRISCO	Asia Mal	63,120	12.00%	GESSLER CONSTRUCTION CO INC	Wht Fem	42,080	8.00%
154139	2585	J P C GROUP INC	2,723,500	VERA CCS LLC	Hisp Amer Mal	190,645	7.00%	LABOV PLUMBING & HEATING SUPPLY INC	Wht Fem	27,235	1.00%
154139	2585	J P C GROUP INC	0	U S LUMBER INC	Asia Fem	177,027	6.50%	GESSLER CONSTRUCTION CO INC	Wht Fem	89,875	3.30%
154139	2585	J P C GROUP INC	0	DCD CONTRACTING INC	Af Amer Mal	40,852	1.50%	CALLAHAN PAVING PRODUCTS INC	Wht Fem	155,240	5.70%
154140	2595	CARUSONE CONSTRUCTION INC	3,918,876	CROMEDY DOYLE ADVANTAGE INC d/b/a ADVANTAGE CONTRACTING	Af Amer Mal	213,187	5.44%	GESSLER CONSTRUCTION CO INC	Wht Fem	218,673	5.58%
154140	2595	CARUSONE CONSTRUCTION INC	0	SINGLETON CONSTRUCTION CO	Af Amer Mal	389,928	9.95%	U S LUMBER INC	Asia Fem	177,917	4.54%
154141	2892	DEVINE BROTHERS INC	492,000	CROMEDY DOYLE ADVANTAGE INC d/b/a ADVANTAGE CONTRACTING	Af Amer Mal	98,400	20.00%	J MANN R FINLEY INC	Wht Fem	40,344	8.20%
154143	2053	QUAD CONSTRUCTION CO	2,714,000	G E FRISCO CO INC	Asia Mal	407,100	15.00%	LABE SALES INC	Wht Fem	244,260	9.00%
154143	2053	QUAD CONSTRUCTION CO	0					TRI STATE PAINTING & WALLCOVERING INC	Wht Fem	27,140	1.00%
154144	2035	CARR & DUFF INC	531,000	MANNA BUILDING SUPPLY INC	Asia Fem	53,100	10.00%	NORTH STAR ELECTRICAL SUPPLY CO INC	Wht Fem	26,550	5.00%
154145	2034	C & H INDUSTRIAL SERVICES INC	1,276,000	MINORITY CONTRACTORS INC	Af Amer Mal	127,600	10.00%	LABE SALES INC	Wht Fem	19,140	1.50%
154145	2034	C & H INDUSTRIAL SERVICES INC	0					DELTA B J D S INC	Wht Fem	82,940	6.50%
154146	2047	MULHERN ELECTRIC CO INC	3,203,473	MANNA BUILDING SUPPLY INC	Asia Fem	480,521	15.00%	NORTH STAR ELECTRICAL SUPPLY CO INC	Wht Fem	320,347	10.00%
154162	2701	PETRONGOLO CONTRACTORS INC	752,933	G E FRISCO CO INC	Asia Mal	84,328	11.20%	GESSLER CONSTRUCTION CO INC	Wht Fem	195,763	26.00%
154162	2701	PETRONGOLO CONTRACTORS INC	0	BILLY BOY TRUCKING INC	Af Amer Mal	9,788	1.30%				

Contract #	Bid #	Company Name	Bid Amount	MBE	MBE Race	MBE \$	MBE %	WBE	WBE Race	WBE \$	WBE %
154163	2731	DONATO SPAVENTA & SONS INC	1,162,121	ROBERSON CONSTRUCTION CO	Af Amer Mal	139,455	12.00%	S J A CONSTRUCTION INC	Wht Fem	116,212	10.00%
154165	2049	E J ELECTRIC INC	4,213,000	MANNA BUILDING SUPPLY INC	Asia Fem	640,376	15.20%	NORTH STAR ELECTRICAL SUPPLY CO INC	Wht Fem	421,300	10.00%
154170	2735	A P CONSTRUCTION	3,600,000								
		WATER DEPARTMENT	132,292,115			20,987,274	15.86%			13,762,853	10.40%
		TOTAL PUBLIC WORKS	225,619,518			32,099,843	14.23%			24,322,554	10.78%

Contract #	Bid #	Company Name	Bid Amount	MBE	MBE Race	MBE \$	MBE %	WBE	WBE Race	WBE \$	WBE %
		AVIATION									
150007	S5YL4830	ELITE AUDIO LLC	156,110								
150028	S4YL4800	GENERAL ASPHALT PAVING CO OF PHILADELPHIA	339,495	503 CORPORATION	Hisp Amer Mal	3,395	1.00%	Labe Sales, Inc.	Wht Fem	3,395	1.00%
150028	S4YL4800	GENERAL ASPHALT PAVING CO OF PHILADELPHIA	0					The Labov Plumbing and Heating Supply, Inc.	Wht Fem	3,395	1.00%
150054	S5CA0030	CRYOTECH DEICING TECHNOLOGY	561,300								
150074	S5CA0010	GENERAL ASPHALT PAVING CO OF PHILADELPHIA	136,950								
150077	S5CA0020	STANDARD SIGNS INC	200,000								
150079	S5YL4070	GILES & RANSOME INC	90,790								
150087	S5CA0040	RUMSEY ELECTRIC CO	300,000								
150205	S5CA0140	SOUTH JERSEY PAPER PRODUCTS	100,000					SOUTH JERSEY PAPER PRODUCTS	Wht Fem	100,000	100.00%
150203	S5YQ0730	OSHKOSH TRUCK CORP	1,130,985								
		AVIATION	3,015,631			3,395	0.11%			106,790	3.54%
		LESS FEW or NO/SOLE SOURCE	0								
		SOURCE	3,015,631			3,395	0.11%			106,790	3.54%
		FIRE									
150045	S4YN3290	ECKENHOFF MOTORCYCLES	32,000								
150154	S5YN3350	EMERGENCY EQUIPMENT SALES LLC	32,000								
150155	S5YN3350	COMPRESSED AIR SYSTEMS INC	45,500								
150147	S5YN334S	WITMER PUBLIC SAFETY GROUP INC	58,000								
150208	S5YN336S	MUNICIPAL EMERGENCY SERVICES INC	64,875								
150247	S5YN338S	COMPRESSED AIR SYSTEMS INC	49,872								
150202	U5YN3350	WITMER PUBLIC SAFETY GROUP INC	36,850								
		FIRE	319,097			0	0.00%			0	0.00%
		LESS FEW or NO/SOLE SOURCE	172,747								
		FIRE ADJUSTED for FEW or NO/SOLE SOURCE	146,350			0	0.00%			0	0.00%
		FLEET MANAGEMENT									
150006	S5YQ0910	IT E I AUTO GLASS /DBA NOVUS WINDSHIELD REPAIR	32,000								
150067	S5YQ0930	BAKER AERIAL LLC	340,704								
150071	T5YQ064L	KOVATCH MOBILE EQUIPMENT CORPORATION	3,659,954								
150078	S5YQ0950	EMERGENCY EQUIPMENT SALES LLC	32,000								
150093	S5YQ0890	MANSFIELD OIL CO	250,920								
150096	S5YQ0670	TRANSTECK INC	641,435								
150161	S5YQ0980	CHARLES W ROMANO CO	32,000								
150172	T5YQ066L	SPARTAN MOTORS USA INC d/b/a SPARTAN ERV	497,051								
150188	S5YT1030	SERVICE TIRE TRUCK CENTERS	118,500								
150189	S5YT1030	BERGEYS INC	205,000								
150191	S5YT0110	FIDELITY BURGLAR & FIRE ALARM CO INC	32,000								
150237	S5YQ0690	TRANSTECK INC	276,276								
150222	S5YT1020	J & J AUTO COVERS CO	73,280								
150223	S5YT1050	CHARLES W ROMANO CO	32,000								
150212	T5YQ0960	DEL VAL INTERNATIONAL TRUCKS INC	211,505								
150212	T5YQ0960	ROBS AUTOMOTIVE & COLLISION CENTER INC	225,032								

Contract #	Bid #	Company Name	Bid Amount	MBE	MBE Race	MBE \$	MBE %	WBE	WBE Race	WBE \$	WBE %
150214	T5YQ0960	DEMOUNTABLE CONCEPTS INC	240,788								
		FLEET MANAGEMENT	6,900,446			0	0.00%			0	0.00%
		LESS FEW or NO/SOLE SOURCE	276,276								
		FLEET MANAGEMENT ADJUSTED for FEW or NO	6,624,170			0	0.00%			0	0.00%
		HEALTH, DEPARTMENT OF PUBLIC									
150003	S5YB5590	ABBOTT LABORATORIES INC	227,292								
150004	S4WC878S	HOLOGIC INC	991,335								
150005	S5YB563S	BECTION DICKINSON & CO	35,000								
150011	S5YB5610	GEN PROBE SALES & SERVICE INC	449,250								
150034	S5YB560S	GEN PROBE SALES & SERVICE INC	32,000								
150041	S4HD0010	PANALYTICAL INC	60,000								
150044	U3YB6180	ABBOTT LABORATORIES INC	189,037								
150049	S4HD002S	TELEDYNE INSTRUMENTS INC d/b/a TELEDYNE TEKMAR	52,963								
150091	S5HD004S	VERTIQ SOFTWARE L L C	32,000								
150171	S5WQ284S	BIOLYTICAL LABORATORIES INC	266,298								
		HEALTH, DEPARTMENT OF PUBLIC	2,335,174			0	0.00%			0	0.00%
		LESS FEW or NO/SOLE SOURCE	1,409,595								
		HEALTH ADJUSTED FOR FEW OR NO	925,579			0	0.00%			0	0.00%
		HUMAN SERVICES, DEPARTMENT OF									
150012	S5Z0717F	KARETAS FOODS INC	90,572								
150013	S5Z0717F	MIVILA CORP	32,000								
150014	S5Z0718F	H SCHRIER & CO INC	40,265								
150015	S5Z0718F	KARETAS FOODS INC	108,163								
150016	S5Z0718F	WILLIAM MACMILLAN CO	32,000								
150018	S5Z0706F	H SCHRIER & CO INC	32,000								
150019	S5Z0706F	KARETAS FOODS INC	32,000								
150020	S5Z0708F	KARETAS FOODS INC	63,695								
150021	S5Z0708F	H SCHRIER & CO INC	32,000								
150022	S5Z0701F	MIVILA CORP	32,000								
150023	S5Z0701F	H SCHRIER & CO INC	32,000								
150024	S5Z0721F	MIVILA CORP	150,024								
150025	S5Z0721F	KARETAS FOODS INC	32,000								
150026	S5Z0721F	H SCHRIER & CO INC	54,345								
150032	S5Z0702F	PECHTERS OF SOUTHERN NEW JERSEY LLC	44,706								
150107	S5Z0122F	QUALITY SALES & DISTRIBUTION INC	149,715								
150108	S5Z0101F	MIVILA CORP	35,686								
150114	S5Z0102F	PECHTERS OF SOUTHERN NEW JERSEY LLC	44,763								
150126	S5Z0117F	MIVILA CORP	38,299								
150127	S5Z0117F	WILLIAM MACMILLAN CO	106,650								
150128	S5Z0108F	MIVILA CORP	61,850								
150129	S5Z0108F	KARETAS FOODS INC	32,000								
150130	S5Z0114F	MIVILA CORP	94,398								
150131	S5Z0114F	KARETAS FOODS INC	38,984								

Contract #	Bid #	Company Name	Bid Amount	MBE	MBE Race	MBE \$	MBE %	WBE	WBE Race	WBE \$	WBE %
150132	S5Z0114F	ACME FOOD PRODUCTS	58,228								
150133	S5Z0121F	KARETAS FOODS INC	110,370								
150134	S5Z0106F	KARETAS FOODS INC	32,000								
150135	S5Z0106F	MIVILA CORP	32,000								
150136	S5Z0118F	KARETAS FOODS INC	183,522								
155015	W5Z0110F	QUALITY SALES & DISTRIBUTION INC	1,875								
150234	T5HS0010	BANDY CO	64,457								
		HUMAN SERVICES, DEPARTMENT OF	1,892,567			0	0.00%			0	0.00%
		LAW DEPARTMENT									
150104	A5WJ7980	H F GROUP LLC	46,125								
		LAW DEPARTMENT	46,125			0	0.00%			0	0.00%
		LIBRARY, FREE									
150225	T5WJ464L	ELLIOTT LEWIS CORP	275,800	503 CORPORATION	Hisp Amer Mal	41,370	15.00%				
		LIBRARY, FREE	275,800			41,370	15.00%			0	
		LESS FEW or NO/SOLE SOURCE	0								
		LIBRARY, FREE	275,800			41,370	15.00%			0	
		MANAGING DIRECTOR'S OFFICE									
150036	S5QM2960S	TASER INTERNATIONAL	326,362								
150254	S6MD0010	TRAFFIC SAFETY SERVICE LLC	32,000								
		MANAGING DIRECTOR'S OFFICE	358,362			0	0.00%			0	0.00%
		LESS FEW or NO/SOLE SOURCE	326,362								
		ADJUSTED FOR FEW OR NO/SOLE SOURCE	32,000			0	0.00%			0	0.00%
		OFFICE OF SUPPORTIVE HOUSING (OSH)									
150008	S5Z0714F	H SCHRIER & CO INC	90,744								
150009	S5Z0714F	KARETAS FOODS INC	108,713								
150035	T5Z0722F	QUALITY SALES & DISTRIBUTION INC	152,547								
150125	T5Z0195F	WHOLESALE LIQUADATIONS LLC	39,840								
155000	V5Z0795F	QUALITY SALES & DISTRIBUTION INC	11,971								
155001	V5Z0795F	KARETAS FOODS INC	25,275								
155002	V5Z0795F	MIVILA CORP	18,000								
155003	V5Z0710F	KARETAS FOODS INC	2,960								
155004	V5Z0710F	MIVILA CORP	1,650								

Contract #	Bid #	Company Name	Bid Amount	MBE	MBE Race	MBE \$	MBE %	WBE	WBE Race	WBE \$	WBE %
155005	V5Z0715F	QUALITY SALES & DISTRIBUTION INC	5,580								
155006	V5Z0707F	WHOLESALE LIQUADATIONS LLC	2,803								
155007	V5Z0707F	MIVILA CORP	1,977								
155008	V5Z0707F	MCKEE FOODS CORP	2,052								
155009	V5Z0707F	KARETAS FOODS INC	5,437								
155010	V5Z0711F	H SCHRIER & CO INC	3,800								
155011	V5Z0711F	MIVILA CORP	27,369								
155012	W5Z0111F	MIVILA CORP	31,551								
155013	W5Z0107F	MIVILA CORP	2,738								
155014	W5Z0107F	KARETAS FOODS INC	9,161								
		OFFICE OF SUPPORTIVE HOUSING (OSH)	544,168			0	0.00%			0	0.00%
		PARKS & RECREATION									
150081	S5DN500S	OLDCASTLE PRECAST INC	117,950								
150095	T5YO801L	BUSTLETON SERVICES INC	459,642								
150163	S5SK0010	GENERAL ASPHALT PAVING CO OF PHILADELPHIA	33,850								
		PARKS & RECREATION	611,442			0	0.00%			0	0.00%
		LESS FEW or NO/SOLE SOURCE	117,950								
		ADJUSTED FOR FEW OR NO/SOLE SOURCE	493,492			0	0.00%				0.00%
		PENSIONS AND RETIREMENT, BOARD OF									
150052	S5WH4550	THE PRINT HOUSE	32,000								
		PENSIONS AND RETIREMENT, BOARD OF	32,000			0	0.00%			0	0.00%
		POLICE									
150119	S5PD0050	ATLANTIC TACTICAL	554,407								
150105	S5QM245S	PORTER LEE CORP	88,650								
150230	S5PD008S	SHIMADZU SCIENTIFIC INSTRUMENTS INC	319,633								
		POLICE	962,690			0	0.00%			0	0.00%
		LESS FEW or NO/SOLE SOURCE	408,283								
		POLICE ADJUSTED FEW or NO	554,407			0	0.00%			0	0.00%
		PRISONS									
150057	S5XN685S	HONEYWELL INTERNATIONAL INC	63,703								
150252	S6XR8510	GOALTEX CORP	49,067								
		PRISONS	112,771			0	0.00%			0	0.00%
		LESS FEW or NO/SOLE SOURCE	63,703								
		ADJUSTED FOR FEW OR NO/SOLE SOURCE	49,067			0	0.00%			0	0.00%
		PROPERTY, DEPARTMENT OF PUBLIC									
150112	S5YL751S	SIMPLEXGRINNELL LP	205,950								
150033	S5YD489S	SIEMENS INDUSTRY INC	133,263								
		PROPERTY, DEPARTMENT OF PUBLIC	339,213			0	0.00%			0	0.00%
		LESS FEW or NO/SOLE SOURCE	339,213								
		ADJUSTED FOR FEW OR NO/SOLE SOURCE	0			0	0.00%			0	0.00%

Contract #	Bid #	Company Name	Bid Amount	MBE	MBE Race	MBE \$	MBE %	WBE	WBE Race	WBE \$	WBE %
		RECORDS									
150030	S5YQ490S	ZASIO ENTERPRISES INC	54,760								
		RECORDS	54,760			0	0.00%			0	0.00%
		LESS FEW or NO/SOLE SOURCE	54,760								
		ADJUSTED FOR FEW OR NO/SOLE SOURCE	0			0	0.00%			0	0.00%
		REVENUE									
150115	T5QG8410	INSTANT WEB LLC DBA IWCO DIRECT	32,000								
		REVENUE	32,000			0	0.00%			0	0.00%
		STREETS									
126032		WASTE MANAGEMENT	24,722,000					W B SERVICES, LLC	Wht Fem	9,888,800	40.00%
126033		COVANTA RECOVERY	11,200,000	DISPOSAL CORPORATION OF AMERICA	Af Amer Fem	112,000	1.00%	W B SERVICES, LLC	Wht Fem	2,016,000	18.00%
126033		COVANTA RECOVERY	0	CARIBBEAN OPERATORS, INC.	Af Amer Mal	1,120,000	10.00%	UNITED TRUCKING, INC	Wht Fem	1,120,000	10.00%
126033		COVANTA RECOVERY	0					D & S Environmental Container Service	Wht Fem	224,000	2.00%
126033		COVANTA RECOVERY	0					VMX International LLC	Af Amer Fem	280,000	2.50%
150001	S5YL6870	T H C ENTERPRISES INC MID ATLANTIC WASTE SYSTEMS	32,000								
150053	T5YC4960	PLAINFIELD PATTERN WORKS INC	148,826								
150075	S5YL6890	GREENDOG RECYCLING INC	32,000								
150092	S5YL6900	BRITTON INDUSTRIES INC	123,240								
150168	U4YC4950	TRAFFIC LOGIX CORP	63,058								
150206	S5HD0050	UNIVAR USA INC	117,576								
150207	S5HD0050	ADAPCO INC	32,000								
150146	S5YL694S	Q STAR TECHNOLOGY INC.	63,605								
150218	S5YC478S	IMAGE COMPONENTS INC	99,356								
150226	S5YL6920	AMERICAN UNIFORM SALES INC	44,621								
		STREETS	36,678,282			1,232,000	3.36%			13,528,800	36.89%
		LESS FEW or NO/SOLE SOURCE	162,961								
		ADJUSTED FOR FEW OR NO/SOLE SOURCE	36,515,321			1,232,000	3.37%			13,528,800	37.05%
		WATER DEPARTMENT									
150010	S5WW592S	Y S I INC	120,469								
150029	S5YQ9600	GRANTURK EQUIPMENT CO INC	32,000								
150038	S4VQ629S	PHILADELPHIA MIXING SOLUTIONS LTD	119,010								
150047	S4WZ5510	GENERAL ASPHALT PAVING CO OF PHILADELPHIA	59,375								
150048	S5KH2060	BILLOWS ELECTRIC SUPPLY CO INC	67,820								
150089	S5WV5290	H A DEHART & SON	55,375								
150090	S5WV5290	U S MUNICIPAL SUPPLY CO	62,600								
150140	S5YQ9610	J P C GROUP INC	1,683,565	AVIMAN MANAGEMENT LLC	Af Amer Mal	84,178	5.00%	GESSLER CONSTRUCTION CO INC	Wht Fem	42,089	2.50%
150140	S5YQ9610	J P C GROUP INC	0	U S LUMBER INC	Asia Fem	84,178	5.00%	S J A CONSTRUCTION INC	Wht Fem	42,089	2.50%
150144	S5YR2530	L M AIR TECHNOLOGY INC	35,780								
150149	S5WE4050	J P C GROUP INC	205,900	V J SUPPLY INC	Asia Mal	20,590	10.00%	S J A CONSTRUCTION INC	Wht Fem	20,540	9.98%
150159	S5OO4620	FERGUSON ENTERPRISES INC	691,910	GE FRISCO	Asia Mal	69,191	10.00%	BASELINE SUPPLY LLC	Wht Fem	103,787	15.00%
150169	S5OO4610	FERGUSON ENTERPRISES INC	151,926	G E FRISCO CO INC	Asia Mal	15,193	10.00%	BASELINE SUPPLY LLC	Wht Fem	22,789	15.00%

Contract #	Bid #	Company Name	Bid Amount	MBE	MBE Race	MBE \$	MBE %	WBE	WBE Race	WBE \$	WBE %
150178	S5WL6590	CHARLES W ROMANO CO	52,150								
150182	S5KH2070	FERGUSON ENTERPRISES INC	142,800								
150197	B4YC231L	ROYERSFORD FOUNDRY & MACHINE CO INC	235,516								
150250	S5XW9340	RES KEM LLC	32,000								
150211	S5XZ190S	PRIMARY FLOW SIGNAL INC	70,720								
150238	T5SM2180	SET RITE CORP	32,000								
150245	T5XL8420	AMERICAN CRANE & EQUIP CORP	32,413								
		WATER DEPARTMENT	3,883,329			273,330	7.04%			231,294	5.96%
		LESS FEW or NO/SOLE SOURCE	310,199								
		WATER ADJUSTED FEW or NO	3,573,130			273,330	7.65%			231,294	6.47%
		TOTAL SUPPLY, SERVICE & EQUIPMENT	58,393,856			1,550,095	2.65%			13,866,884	23.75%
		LESS SOLE SOURCE	3,365,774								
		LESS FEW or NO	276,276								
		ADJUSTED SUPPLY, SERVICE & EQUIPMENT	54,751,806			1,550,095	2.83%			13,866,884	25.33%

Contract #	Bid #	Description	Company Name	Bid Amount
		FIRE		
150147	S5YN334S	Fire: Maintenance and Repair of Cutters Edge Saws	WITMER PUBLIC SAFETY GROUP INC	58,000
150208	S5YN336S	Repair of Hurst Power Tools and Equipment	MUNICIPAL EMERGENCY SERVICES INC	64,875
150247	S5YN338S	Bauer Breathing Air Compressor, #BP25H-E3 w/Rear Control Panel	COMPRESSED AIR SYSTEMS INC	49,872
		FIRE TOTAL		172,747
		HEALTH, DEPARTMENT OF PUBLIC		
150004	S4WC878S	Purchase of Selenia Dimensions Tomo/AWS8000 System	HOLOGIC INC	991,335
150005	S5YB563S	BD MGIT 960 Instrument and Reagents	BECTON DICKINSON & CO	35,000
150034	S5YB560S	Health: Amplified Target Capture Assays	GEN PROBE SALES & SERVICE INC	32,000
150049	S4HD002S	Gaseous Samplers - Teledyne	TELEDYNE INSTRUMENTS INC d/b/a TELEDYNE TEKMAR	52,963
150091	S5HD004S	CME Software Annual Maintenance	VERTIQ SOFTWARE L L C	32,000
150171	S5WQ284S	Insti HIV-1 Test Kits w/Support Controls	BIOLYTICAL LABORATORIES INC	266,298
		HEALTH, DEPARTMENT OF PUBLIC TOTAL		1,409,595
		MANAGING DIRECTOR'S OFFICE		
150036	S5QM2960S	Tasers, Class III, X26P	TASER INTERNATIONAL	326,362
		MANAGING DIRECTOR'S OFFICE TOTAL		326,362
		POLICE		
150105	S5QM245S	Software Support and Maintenance for Barcoded Evidence Analysis, Statistics and Tracking (B.E.A.S.T.) System, 197 User Licenses for Laboratory Information Management System (LIMS)	PORTER LEE CORP	88,650
150230	S5PD008S	Liquid Chromatography Tandem Mass Spectrum/Mass Spectrum Instrument	SHIMADZU SCIENTIFIC INSTRUMENTS INC	319,633
		POLICE TOTAL		408,283
		PARKS & RECREATION		
150081	S5DN500S	Composting Toilet System for Lardner's Point Park.	OLDCASTLE PRECAST INC	117,950
		PARKS & RECREATION		117,950
		PRISONS		
150057	S5XN685S	Maintenance of Honeywell Temperature Control System at the Philadelphia Industrial Correctional Center	HONEYWELL INTERNATIONAL INC	63,703
		PRISONS		63,703
		PROPERTY, DEPARTMENT OF PUBLIC		
150033	S5YD489S	Siemens Fire Alarm System - Inspection, Testing and Repair	SIEMENS INDUSTRY INC	133,263
150112	S5YL751S	Maintenance & Repair of Grinnell Fire Alarm System	SIMPLEXGRINNELL LP	205,950
		PROPERTY, DEPARTMENT OF PUBLIC		339,213
		RECORDS		
150030	S5YQ490S	Versatile Enterprise Software Support Services (Annual Maintenance)	ZASIO ENTERPRISES INC	54,760
		RECORDS		54,760

Contract #	Bid #	Description	Company Name	Bid Amount
		STREETS		
150146	S5YL694S	Q-Star Flash Cam Digital Vandalism Deterrent System	Q STAR TECHNOLOGY INC.	63,605
150218	S5YC478S	Split Base For C-Post	IMAGE COMPONENTS INC	99,356
		STREETS		162,961
		WATER DEPARTMENT		
150010	S5WW592S	YSI Equipment, Repair and Parts	Y S I INC	120,469
150038	S4VQ629S	New Replacement Carbon Mixer Drive/S/N 00TFJ0340	PHILADELPHIA MIXING SOLUTIONS LTD	119,010
150211	S5XZ190S	PFS Field Technician28	PRIMARY FLOW SIGNAL INC	70,720
		WATER DEPARTMENT TOTAL		310,199
		TOTAL SOLE SOURCE		3,365,774

Contract #	Bid #	Description	Company Name	Bid Amount
		FLEET MANAGEMENT		
150237	S5YQ0690	Van, Custom Walk-In	TRANSTECK INC	276,276
		FLEET MANAGEMENT TOTAL		276,276
		TOTAL SUPPLY, SERVICE & EQUIPMENT FEW OR NO		276,276

Contract #	Bid #	Description	Company Name	Bid Amount	MBE	MBE Race	MBE \$	MBE %	WBE	WBE Race	WBE \$	WBE %
150042	A4Z60230	Ammunition	WITMER PUBLIC SAFETY GROUP INC	108,675								
150102	S5Z60530	Burglar and Fire Alarm Maintenance & Monitoring	ARORA SYSTEMS GROUP LLC	88,036	ARORA SYSTEMS GROUP LLC	Asia Mal	88,036	100.00%				
150117	S5Z60570	Activated Carbon	CABOT NORIT AMERICAS INC	2,557,440								
150080	S5Z6058S	San Born Maps	SANBORN MAP COMPANY INC	32,001								
150070	S5Z60590	Safety Glasses	MANCINE OPTICAL CO INC	39,553								
150109	S5Z60600	Fasteners, Washers & Related Supplies, Sch. 907	GRAYSON INDUSTRIES INC	250,000					BARNHILL BOLT CO INC	Wht Fem	25,000	10.00%
150059	S5Z60610	Maintenance of Data Processing Equipment (Mainframe Channel Attached)-Hewlett Packard, Sch. 487-01 HP	N P A COMPUTERS INC	35,000								
150037	S5Z60620	Custodial Services-Office of Fleet Management (OFM) and Other Various Departments	INDUSTRIAL COMMERCIAL CLEANING GROUP INC	266,788	INDUSTRIAL COMMERCIAL CLEANING GROUP INC	Af Amer Fem	266,788	100.00%				
150076	S5Z60630	Aftermarket Auto, Lt. Truck, Medium Truck and Heavy Truck Parts Outright Purchase and/or Aftermarket Auto, Lt Truck, Medium Truc	UNI SELECT USA INC	712,500	DEL MED INC	Af Amer Mal	14,250	2.00%				
150101	S5Z6064S	800 MHz Radio System Maintenance Services	MOTOROLA SOLUTIONS INC	5,273,657								
150073	S5Z60650	Mainframe Maintenance for IBM	S M S SYSTEMS MAINTENANCE SERVICES	50,000								
150110	S5Z60680	Aggregate, Coarse and Fine	DONATO SPAVENTA & SONS INC	558,986								
150111	S5Z60680	Aggregate, Coarse and Fine	T D P S MATERIALS	846,146								
150098	S5Z60760	Electrical Repair Parts for In-House	ELECTRICAL SYS & CONSTRUCTION SUPPLY INC	226,600	ELECTRICAL SYS & CONSTRUCTION SUPPLY INC	Af Amer Mal	226,600	100.00%				
150088	S5Z60970	Inspection, Maintenance and Repair of Fire Alarm Systems-Public Property Locations	FORTRESS PROTECTION LLC	44,240								
150060	T4Z60100	Office Automation	DECISIVE BUSINESS SYSTEMS ACQUISITION LLC	100,000								
150061	T4Z60100	Office Automation	S H I INTERNATIONAL CORP	100,000	S H I INTERNATIONAL CORP	Asia Fem	100,000	100.00%				
150027	T5Z60480	Maintenance, Repair and Lubricants, Oils (Recycled and Virgin) and Greases	JAMES DOORCHECK INC	166,250								
150118	T5Z60510		CRAFT OIL CORP d/b/a PETROCHOICE	525,572					CRAFT OIL CORP d/b/a PETROCHOICE	Wht Fem	525,572	100.00%
150058	T5Z60520	Lockers - Sch 131	RABCO EQUIPMENT CORP	32,000								
150055	T5Z60540	Disposal of Construction Debris/Waste	BRITTON INDUSTRIES INC	497,752								
150056	T5Z60540	Disposal of Construction Debris/Waste	RICHARD S BURNS & CO INC	66,305								
150050	T5Z60560	Lumber	AMERICAN FOREST PRODUCTS d/b/a TULNOY LUMBER	108,633								
150100	U5Z60520	Lockers - Sch 131	ROBINSON STEEL CO	96,875								
150072	U5Z60560	Lumber	TAGUE LUMBER INC	53,558								
150002	S4Z60100	Office Automation	P C SPECIALISTS INC	100,000	P C SPECIALISTS INC	Asia Mal	100,000	100.00%				
150141	T5Z60660	Brick, Cement, Concrete and Masonry Materials	DONATO SPAVENTA & SONS INC	185,496	ROBERSON CONSTRUCTION CO	Af Amer Mal	3,710	2.00%	S J A CONSTRUCTION INC	Wht Fem	9,275	5.00%

Contract #	Bid #	Description	Company Name	Bid Amount	MBE	MBE Race	MBE \$	MBE %	WBE	WBE Race	WBE \$	WBE %
150142	T5Z60660	Brick, Cement, Concrete and Masonry Materials	CASTOR MATERIALS	534,004					DEVAULT GROUP INC	Wht Fem	170,881	32.00%
150143	S5Z60750	Building Materials, Sch. 420	DONATO SPAVENTA & SONS INC	290,592	ROBERSON CONSTRUCTION CO	Af Amer Mal	5,812	2.00%	S J A CONSTRUCTION INC	Wht Fem	5,812	2.00%
150148	S5Z60670	Flags and Related Items	HUMPHRYS FLAG CO	93,659								
150150	S5Z60770	Tires and Tubes	MCCARTHY TIRE SERVICE CO OF PHILA INC	309,350								
150151	S5Z60770	Tires and Tubes	BERGEYS INC	49,600								
150152	S5Z60770	Tires and Tubes	SERVICE TIRE TRUCK CENTERS	32,500								
150153	S5Z60770	Tires and Tubes	MICHAEL GABOR & ASSOCIATES LLC	348,660								
150156	S5Z60830	Playground parts and Materials	RECREATION RESOURCE USA LLC	32,000								
150162	S5Z60790	Handcuffs, Leg Irons, etc., Sch. 107-19	ATLANTIC TACTICAL	62,576								
150164	S5Z60740	Fire Hydrants; Assemblies and Components	FERGUSON ENTERPRISES INC	2,415,571								
150167	S5Z60730	Fire Extinguisher Service - Sch 151	PHILA & PA FIRE PROTECTION CO INC	65,856	PHILA & PA FIRE PROTECTION CO INC	Af Amer Mal	65,856	100.00%				
150173	S5Z60720	Crime Detection Supplies - Sch 113	SIRCHIE ACQUISITION CO LLC	48,153								
150174	S5Z60720	Crime Detection Supplies - Sch 113	TRI TECH FORENSICS INC	32,000								
150175	S5Z60960	Trees and Tree Planting	M & M LAWN CARE EAST INC	379,025	503 CORP	Hisp Amer Mal	56,854	15.00%	SOUTH JERSEY PAPER PRODUCTS	Wht Fem	56,854	15.00%
150176	S5Z60960	Trees and Tree Planting	ALL SEASONS LANDSCAPING CO INC	406,625					Athena Contracting, Inc	Wht Fem	8,133	2.00%
150176	S5Z60960	Trees and Tree Planting	ALL SEASONS LANDSCAPING CO INC	0					Freehling Lumber Company, Inc.	Wht Fem	8,133	2.00%
150177	S5Z60960	Trees and Tree Planting	BUSTLETON SERVICES INC	264,500	RAMOS & ASSOCIATES INC	Hisp Amer Mal	52,900	20.00%				
150179	T5Z60770	Tires and Tubes	MICHAEL GABOR & ASSOCIATES LLC	48,070								
150180	T5Z60770	Tires and Tubes	HENISE TIRE SERVICE INC	32,000								
150181	T5Z60770	Tires and Tubes	MCCARTHY TIRE SERVICE CO OF PHILA INC	94,500								
150184	S5Z60910	Irrigation Maintenance & Repair	SPRINKLERS INC	67,356								
150185	S5Z60940	Transformer Oil Testing and Maintenance	TRANSFORMER SERVICE INC	32,000								
150187	S5Z60470	Landscape Maintenance Services for Various Philadelphia Parks and Recreation Locations	ALL SEASONS LANDSCAPING CO INC	273,872					RAM T CORPORATION	Wht Fem	29,030	10.60%
150187	S5Z60470	Landscape Maintenance Services for Various Philadelphia Parks and Recreation Locations	ALL SEASONS LANDSCAPING CO INC						ABBONIZIO TRANSFER INC	Wht Fem	10,133	3.70%
150192	T5Z61010	Liberty Bells and Boxes	SPIKES TROPHIES LTD	32,000								
150193	T5Z60710	Maintenance Service, Repair, Supplies & Parts for X-Ray Automatic Processors and X-Ray Machines	GARDEN STATE IMAGING INC	70,966								
150194	S5Z60700	Work Gloves	NBC SUPPLY CORP	32,000								
150195	S5Z60700	Work Gloves	SHEPARD MEDICAL PRODUCTS	32,000								
150196	S5Z60700	Work Gloves	SAF T GARD INTERNATIONAL INC	121,407								

Contract #	Bid #	Description	Company Name	Bid Amount	MBE	MBE Race	MBE \$	MBE %	WBE	WBE Race	WBE \$	WBE %
150198	S5Z61180	Maintenance, Service and Repair of Boats & Outboard Engines - Sch 34	NEWPORT MARINE INC	65,265								
150199	S5Z60990	Lumber - Sch 584	AMERICAN FOREST PRODUCTS d/b/a TULNOY LUMBER	206,738								
150200	S5Z60990	Lumber - Sch 584	U S LUMBER INC	32,000	U S LUMBER INC	Asia Fem	32,000	100.00%				
150201	S5Z60990	Lumber - Sch 584	TAGUE LUMBER INC	78,471								
150209	S5Z60840	Testing, Repair, Clean-up and Final Disposal of PCB Contaminated Solids and Liquids	CLEAN VENTURE INC	37,463								
150145	S5Z6069S	Cole Directory Services	COLE INFORMATION SERVICES INC	32,001								
150170	S5Z6092S	Maintenance Service for Agilent Analytical Equipment and Gas Chromatograph/Inductively-Coupled Plasma Mass Spectrometer Systems	AGILENT TECHNOLOGIES INC	111,220								
150183	S5Z6113S	Snap-on Tools Replacement Parts & Repair Services	I D S C HOLDINGS LLC	58,263								
150227	S5Z60800	Janitorial Supplies	ACCOMMODATION MOLLEN INC	361,561	MULTIFACET INC	Af Amer Mal	43,387	12.00%				
150228	S5Z60800	Janitorial Supplies	SOUTH JERSEY PAPER PRODUCTS	162,621					SOUTH JERSEY PAPER PRODUCTS	Wht Fem	162,621	100.00%
150231	S5Z60900	Broadloom Carpet, Carpet Tile and Installation	PAIK INC	75,000								
150175	S5Z60960	Trees and Tree Planting	M & M LAWN CARE EAST INC	379,025	503 CORP	Hisp Amer Mal	56,854	15.00%	SOUTH JERSEY PAPER PRODUCTS	Wht Fem	56,854	15.00%
150216	S5Z61190	Auto Collision Services	PACIFICO FORD INC	448,056								
150217	S5Z61190	Auto Collision Services	ROCCOS COLLISION CENTERS	468,360								
150244	S5Z6123M	Ballistic Vests	ATLANTIC TACTICAL	341,342								
150215	S5Z61400	Air Circulators	503 CORP	32,000								
150233	S6Z60890	First Aid Kits - Sch 541	CLEMENS CLEANING VILLAGE INC d/b/a CLEMENS UNIFORM RENTAL	49,425								
150253	S6Z61210	Bituminous Materials, Sch. 165	T D P S MATERIALS	187,479								
150055	T5Z60540	Disposal of Construction Debris/Waste	BRITTON INDUSTRIES INC	497,752								
150249	T5Z60980	Recycling of Lamps and Fluorescent Lamp Ballast	AERCRECYCLING SOLUTIONS	32,000								
150232	T5Z61120	Rental of Passenger Vehicles, Sch 344	VEHICLE LEASING ASSOCIATES LLC	152,013								
150248	U5Z60550	Maintenance of Data Processing Equipment (Mainframe Channel Attached) - Storage Tek, EMC and Hitachi	TRIDENT COMPUTER RESOURCES INC	75,000								
			TOTAL CITYWIDE	23,205,957			1,113,047	4.80%			1,068,297	4.60%
			LESS FEW or NO/SOLE SOURCE	6,032,713								
			FEW OR NO	17,173,243			1,113,047	6.48%			1,068,297	6.22%

City of Philadelphia
Office of Economic Opportunity

Participation Report
Fiscal Year 2015

City Wide
Sole Source

Contract #	Bid #	Description	Company Name	Bid Amount
150080	S5Z6058S	San Born Maps	SANBORN MAP COMAPNAY INC	32,001
150101	S5Z6064S	800 MHz Radio System Maintenance Services	MOTOROLA SOLUTIONS INC	5,273,657
150145	S5Z6069S	Cole Directory Services	COLE INFORMATION SERVICES INC	32,001
150170	S5Z6092S	Maintenance Service for Agilent Analytical Equipment and Gas Chromatograph/Inductively-Coupled Plasma Mass Spectrometer Systems	AGILENT TECHNOLOGIES INC	111,220
150183	S5Z6113S	Snap-on Tools Replacement Parts & Repair Services	I D S C HOLDINGS LLC	58,263
		TOTAL CITYWIDE SOLE SOURCE		5,507,141

City of Philadelphia
Office of Economic Opportunity

Participation Report
Fiscal Year 2015

City Wide
Few or No

Contract #	Bid #	Description	Company Name	Bid Amount
150118	T5Z60510	Lubricants, Oils (Recycled and Virgin) and Greases	CRAFT OIL CORP d/b/a PETROCHOICE	525,572
		TOTAL CITYWIDE FEW OR NO		525,572

Document No.	Vendor Name	Amount	MBE	MBE Race	MBE \$	MBE %	WBE	WBE Race	WBE \$	WBE %
	AVIATION									
POXX15100530	MORNING START VENDING SERVICE	2,921					MORNING START VENDING SERVICE	Wht Fem	2,921	100.00%
POXX15101432	MAX INTERNATIONAL CONVERTERS INC	4,100								
POXX15102926	RICHARD N. BEST ASSOCIATES, INC.	3,056								
POXX15102968	SHERWIN INDUSTRIES	1,275								
POXX15102984	VAISALA INC	10,650								
POXX15103667	BURLINGTON SAFETY LABORATORY INC	8,525								
POXX15103672	503 CORPORATION	596	503 CORPORATION	His Amer Mal	596	100.00%				
POXX15104311	T FRANK MCCALLS INCORPORATED	2,580					T FRANK MCCALLS INCORPORATED	Wht Fem	2,580	100.00%
POXX15104362	GRAPHICS SOLUTIONS	1,668								
POXX15104516	GENERAL HIGHWAY PRODUCTS INCORPORATED	2,806					GENERAL HIGHWAY PRODUCTS INCORPORATED	Wht Fem	2,806	100.00%
POXX15104636	FLYTECOMM INC	3,148								
POXX15104690	CANON SOLUTIONS AMERICA INC	6,264								
POXX15105329	ENERGY MANAGEMENT SYSTEMS	4,704								
POXX15105607	EASTERN LIFT TRUCK COMPANY	15,629								
POXX15105724	MICROGRAPHIC COMPUTER SERVICES INC	1,600								
POXX15105816	MONDRE ENERGY INC	10,000					MONDRE ENERGY INC	Wht Fem	10,000	100.00%
POXX15106028	503 CORPORATION	3,181	503 CORPORATION	His Amer Mal	3,181	100.00%				
POXX15106607	ANDREW D. MAGNUS	835								
POXX15106696	JI CONCLUTING GROUP LLC	21,400	JI CONCLUTING GROUP LLC	Af Amer Mal	21,400	100.00%				
POXX15106973	T FRANK MCCALLS INCORPORATED	1,850					T FRANK MCCALLS INCORPORATED	Wht Fem	1,850	100.00%
POXX15107734	PAPER MART INCORPORATED	2,717								
POXX15107997	DAKTRONICS INC	1,685								
POXX15108148	PHILIPS ELECTRONICS NORTH AMERICA CORP	24,539								
POXX15108161	TECNIFLEX INC	1,600								
POXX15108600	WIRELESS ELECTRONICS INCORPORATED	24,285								
POXX15108623	OLD YORK ROAD PRINTING, LLC	3,398								
POXX15108987	ACADEMY HARDWARE INC	10,478								
POXX15109131	LIBERTY FLOORING LLC	13,580								
POXX15109132	T FRANK MCCALLS INCORPORATED	1,197					T FRANK MCCALLS INCORPORATED	Wht Fem	1,197	100.00%
POXX15109488	IMPRINTS UNLIMITED INCORPORATED	4,015								
POXX15109998	ALPHA OFFICE SUPPLIES INCORPORATED	2,760	ALPHA OFFICE SUPPLIES INCORPORATED	Af Amer Mal	2,760	100.00%				
POXX15110437	FIVE THOUSAND FORMS INC	1,120								
POXX15110525	R F DESIGN & INTEGRATION INC	4,285					R F DESIGN & INTEGRATION INC	Wht Fem	4,285	100.00%
POXX15110552	PHILIPS ELECTRONICS NORTH AMERICA CORP	1,354								
POXX15111141	VALU.NET CORP	4,179								
POXX15111160	AMERICAN NATL RED CROSS & ITS CONSTITUEN	950								
POXX15111355	HOUSTON COMMUNICATIONS INC	6,043								
POXX15111425	GRAPHICS SOLUTIONS	6,475								
POXX15111465	PHILIPS ELECTRONICS NORTH AMERICA CORP	2,412								
POXX15111470	MCCONNELL GROUP INC	2,032								
POXX15111843	EXPRESS BUSINESS CENTER INC	900								

Document No.	Vendor Name	Amount	MBE	MBE Race	MBE \$	MBE %	WBE	WBE Race	WBE \$	WBE %
POXX15112105	JOHN THOMAS DESIGN, INC	5,123								
POXX15112194	PIROLI PRINTING CO INC	5,300					PIROLI PRINTING CO INC	Wht Fem	5,300	100.00%
POXX15112514	JI CONSULTING GROUP LLC	6,500	JI CONSULTING GROUP LLC	Af Amer Mal	6,500	100.00%				
POXX15112729	INSTANT SALES INC	7,500								
POXX15113030	T FRANK MCCALLS INCORPORATED	1,436					T FRANK MCCALLS INCORPORATED	Wht Fem	1,436	100.00%
POXX15113370	ISG OFFICE CONCEPTS INC	3,926								
POXX15114671	XYLEM WATER SOLUTIONS USA INC	12,831								
POXX15114864	EASTERN LIFT TRUCK COMPANY	7,305								
POXX15115229	VAISALA INC	10,650								
POXX15115439	ROBERT BROWN ASSOCIATES INC	5,785								
POXX15115443	LIBERTY AIRPORT SYSTEMS INC	2,600								
POXX15116518	WILLIAM BETZ JR INCORPORATED	902								
POXX15116520	LIBERTY AIRPORT SYSTEMS INC	3,966								
POXX15116557	PIROLI PRINTING CO INC	1,360					PIROLI PRINTING CO INC	Wht Fem	1,360	100.00%
POXX15116746	VAISALA INC	743								
POXX15116867	MONDRE ENERGY INC	1,000					MONDRE ENERGY INC	Wht Fem	1,000	100.00%
POXX15117062	VAISALA INC	2,239								
POXX15117353	MCCULLOUGH SALES CORP	3,310								
POXX15117429	AIRFIELD GUIDANCESIGN MANUFACTURERS INC	4,071								
POXX15117459	503 CORPORATION	3,403	503 CORPORATION	Hisp Amer Mal	3,403	100.00%				
POXX15117574	R & M WELDING SUPPLY DBA	6,105								
POXX15117648	911 SAFETY EQUIPMENT	20,001								
POXX15117667	CONTINENTAL FLOORING COMPANY	13,950								
POXX15117847	TAGUE LUMBER INCORPORATED	3,126								
POXX15118215	INTERLINE BRANDS INC	2,267								
POXX15118342	EXELIS INC	23,786								
POXX15118402	JESS DISTRIBUTORS	6,750								
POXX15118488	BANDY COMPANY	13,550								
POXX15118974	MAX INTERNATIONAL CONVERTERS INC	4,100								
POXX15119260	MCCONNELL GROUP INC	2,260								
	AVIATION	412,635			37,840	9.17%			34,735	8.42%
	CITY REPRESENTATIVE									
POXX15108353	ANDREW D. MAGNUS	480								
POXX15108359	SPIKES TROPHIES	840								
	CITY REPRESENTATIVE	1,320			0	0.00%			0	0.00%
	FINANCE, DIRECTOR OF									
POXX15107936	INSTANT COPY & PRINTING CENTER INC	2,349								
POXX15116484	DECISIVE BUSINESS SYSTEMS ACQUISITION LL	2,919								
POXX15118762	DECISIVE BUSINESS SYSTEMS ACQUISITION LL	1,868								
	FINANCE, DIRECTOR OF	7,136			0	0.00%			0	0.00%

Document No.	Vendor Name	Amount	MBE	MBE Race	MBE \$	MBE %	WBE	WBE Race	WBE \$	WBE %
	FIRE									
POXX15105299	FIVE THOUSAND FORMS INC	2,608								
POXX15105934	TOWER PRODUCTS INC	2,047								
POXX15106197	MULTI-MEASUREMENTS	598								
POXX15106697	PINNACLE BUSINESS PRODUCTS	1,022								
POXX15106805	FEDERAL RESOURCES SUPPLY CO	3,577								
POXX15107394	CLEAR SOUND, INC.	6,197								
POXX15107568	PINNACLE BUSINESS PRODUCTS	2,024								
POXX15107861	THE NIEMEYER CORPORATION	1,799								
POXX15108203	SUTCLIFFE SUPPLY LLC	3,184					SUTCLIFFE SUPPLY LLC	Wht Fem	3,184	100.00%
POXX15108446	GARYS PERENNIALS LLC	2,450								
POXX15108450	PINNACLE BUSINESS PRODUCTS	2,950								
POXX15109210	AUDIO VIDEO REPAIR INCORPORATED	2,822								
POXX15109514	G A BLANCO AND SONS INCORPORATED	1,040								
POXX15109881	PICTURE PERFECT LAWN INC	6,000	PICTURE PERFECT LAWN INC	Af Amer Mal	6,000	100.00%				
POXX15110198	FIVE THOUSAND FORMS INC	2,421								
POXX15112997	SOUTH JERSEY PAPER PRODUCTS	1,797					SOUTH JERSEY PAPER PRODUCTS	Wht Fem	1,797	100.00%
POXX15113049	GROUND CONTROL SYSTEMS INC	21,813								
POXX15113507	BERNSTEIN OFFICE MACHINE INC	16,940								
POXX15114578	SCANTRON CORPORATION	1,260								
POXX15115131	FIREONE INC	10,060								
POXX15115136	PICTURE PERFECT LAWN INC	6,400	PICTURE PERFECT LAWN INC	Af Amer Mal	6,400	100.00%				
POXX15115632	911 SAFETY EQUIPMENT	23,660								
POXX15115885	ARBILL INDUSTRIES	3,790					ARBILL INDUSTRIES	Wht Fem	3,790	100.00%
POXX15116935	POMERANTZ ACQUISITION	3,025								
POXX15116957	PRINT O STAT INCORPORATED	1,672								
POXX15117613	TAWS ARTISTS MATERIALS	2,022								
POXX15118111	CONSHOHOCKEN STEEL PRODUCTS INC	950								
POXX15118156	BERKSHIRE SYSTEMS GROUP INC	5,331								
POXX15119136	MUNICIPAL EMERGENCY SERVICES INC	4,435								
POXX15119493	BUCK'S HARDWARE INCORPORATED	1,016								
	FIRE	144,910			12,400	8.56%			8,772	6.05%
	LESS FEW or NO/SOLE SOURCE	0								
	FIRE ADJUSTED for FEW or NO/SOLE SOURCE	144,910			12,400	8.56%			8,772	6.05%
	FLEET MANAGEMENT									
POXX15105249	EZ FUEL TANK & SOLUTIONS	2,767								
POXX15105253	TRAMMEL TESTING INC	5,250								
POXX15105256	BALTIMORE AUTO SUPPLY CO	766								
POXX15105657	MARTEC INTERNATIONAL	6,600								
POXX15106395	HELIX INDUSTRIES	5,919								
POXX15106898	TRAMMEL TESTING INC	5,000								
POXX15107328	T FRANK MCCALLS INCORPORATED	6,990					T FRANK MCCALLS INCORPORATED	Wht Fem	6,990	100.00%

Document No.	Vendor Name	Amount	MBE	MBE Race	MBE \$	MBE %	WBE	WBE Race	WBE \$	WBE %
POXX15107551	76 CARRIAGE COMPANY INC	30,000								
POXX15108361	W. W. GRAINGER INCORPORATED	3,300								
POXX15109329	W. W. GRAINGER INCORPORATED	3,300								
POXX15109904	DECISIVE BUSINESS SYSTEMS ACQUISITION LL	1,969								
POXX15109907	JEFCO MANUFACTURING INC	555								
POXX15110407	SOUTH JERSEY PAPER PRODUCTS	746					SOUTH JERSEY PAPER PRODUCTS	Wht Fem	746	100.00%
POXX15112033	ALPHA SUM BUSINESS MACHINES	926								
POXX15112045	INNOVATIVE PRINTING SYSTEMS INC.	2,125								
POXX15113772	CHAPMAN FORD SALES	2,754								
POXX15114745	W. W. GRAINGER INCORPORATED	550								
POXX15114757	BANDY COMPANY	1,193								
POXX15114778	ARBILL INDUSTRIES	2,242					ARBILL INDUSTRIES	Wht Fem	2,242	100.00%
POXX15115256	ENFASCO INC	4,685								
POXX15115456	ARBILL INDUSTRIES	1,589					ARBILL INDUSTRIES	Wht Fem	1,589	100.00%
POXX15117000	MYERS TIRE SUPPLY	527								
POXX15117635	A & A GLOVE & SAFETY CO	1,049					A & A GLOVE & SAFETY CO	Wht Fem	1,049	100.00%
POXX15118863	MARTEC INTERNATIONAL	22,440								
	FLEET MANAGEMENT	113,241			0	0.00%			12,615	11.14%
	HEALTH, DEPARTMENT OF PUBLIC									
POXX15101069	ENTECH INSTRUMENTS	13,100								
POXX15103546	P C RICHARD & SON LI CORP	870								
POXX15103547	CEREX MONITORING SOLUTIONS LLC	5,424								
POXX15104479	EMERALD BUSINESS SUPPLY	3,504								
POXX15104518	LAJOLLA SCIENTIFIC CO, INC	9,319								
POXX15104831	AMERISAN LLC	24,770								
POXX15104866	MERRICK INC	13,533								
POXX15104904	CORE POWER INC	17,795								
POXX15105277	TELEDYNE INSTRUMENTS INC	24,998								
POXX15105556	A P BUCK INC	4,278								
POXX15105621	SIEMENS HEALTHCARE DIAGNOSTIC	12,001								
POXX15106041	WIZARD SOFTWARE SOLUTIONS	10,825								
POXX15106132	ALLIED ENVELOPE COMPANY INC	4,350								
POXX15106178	ESC AGILAIRE LLC	7,045								
POXX15106326	TELEDYNE INSTRUMENTS INC	24,998								
POXX15106481	CONTROL SOLUTIONS INC	7,875								
POXX15106532	RUSSELLS BINDERY INCORPORATED	2,800								
POXX15106808	HENRY SCHEIN INCORPORATED	1,584								
POXX15106820	BISCOM	2,194								
POXX15106979	ACADEMY HARDWARE INC	917								
POXX15107249	GLENROY INC	2,285								
POXX15107981	INTER-MOUNTAIN LABORATORIES, INC.	3,040								
POXX15108003	JENSEN AUDIO VISUAL	1,199								

Document No.	Vendor Name	Amount	MBE	MBE Race	MBE \$	MBE %	WBE	WBE Race	WBE \$	WBE %
POXX15108154	ENTECH INSTRUMENTS	5,565								
POXX15108389	TIGER MEDICAL INC	851								
POXX15108526	SOUTH JERSEY PAPER PRODUCTS	708					SOUTH JERSEY PAPER PRODUCTS	Wht Fem	708	100.00%
POXX15109124	LAJOLLA SCIENTIFIC CO, INC	7,956								
POXX15109248	U-R-G-CORP.	765								
POXX15109580	TRI STATE DISTRIBUTION	16,500								
POXX15109882	TRI DIM FILTER CORPORATION	9,258								
POXX15110051	ENTECH INSTRUMENTS	3,156								
POXX15110224	BIO FIRE DIAGNOSTICS LLC	29,986								
POXX15110821	EMERALD BUSINESS SUPPLY	825								
POXX15111433	MEASUREMENT TECHNOLOGY LABORATORIES LLC	7,818								
POXX15111457	KRACKELER SCIENTIFIC INC	4,580								
POXX15112169	TELEDYNE INSTRUMENTS INC	13,500								
POXX15112510	CEREX MONITORING SOLUTIONS LLC	5,424								
POXX15112511	PERKINELMER HEALTH SCIENCES INC	8,088								
POXX15112645	TELEDYNE INSTRUMENTS INC	29,533								
POXX15112700	MET ONE INSTRUMENTS	19,379								
POXX15112852	TELEDYNE INSTRUMENTS INC	29,533								
POXX15112942	TELEDYNE INSTRUMENTS INC	27,319								
POXX15112975	TELEDYNE INSTRUMENTS INC	28,245								
POXX15113063	ALPHA OFFICE SUPPLIES INCORPORATED	5,741	ALPHA OFFICE SUPPLIES INCORPORATED	Af Amer Mal	5,741	100.00%				
POXX15113068	IDEXX DISTRIBUTION INC	10,763								
POXX15113135	CEREX MONITORING SOLUTIONS LLC	4,480								
POXX15113147	VAISALA INC	5,262								
POXX15113226	A M D PENNSYLVANIA LLC	20,370								
POXX15113324	TELEDYNE INSTRUMENTS INC	29,533								
POXX15114416	DATA MANAGEMENT & REPORTING INC	5,902								
POXX15114954	ACE GLASS INC	1,688								
POXX15114244	P C RICHARD & SON LI CORP	2,400								
POXX15114326	WATERS TECHNOLOGIES CORP.	772								
POXX15114597	QUATRO SYTEMS INCORPORATED	482								
POXX15115260	MESA LABS	2,865								
POXX15115545	THOMAS SCIENTIFIC	771								
POXX15116075	W F N LLC	580								
POXX15116274	VAISALA INC	1,667								
POXX15116611	WATERS TECHNOLOGIES CORP.	15,410								
POXX15116761	ANCHOR PAINTING INC	1,200								
POXX15117012	P C RICHARD & SON LI CORP	2,335								
POXX15117014	HENRY SCHEIN INCORPORATED	8,376								
POXX15117023	HENRY SCHEIN INCORPORATED	1,189								
POXX15117048	503 CORPORATION	6,172	503 CORPORATION	Hisp Amer Mal	6,172	100.00%				
POXX15117049	HENRY SCHEIN INCORPORATED	17,168								
POXX15117101	WEBSTER & ASSOCIATES INC.	1,050					WEBSTER & ASSOCIATES INC.	Wht Fem	1,050	100.00%

Document No.	Vendor Name	Amount	MBE	MBE Race	MBE \$	MBE %	WBE	WBE Race	WBE \$	WBE %
POXX15117195	MULTI-MEASUREMENTS	3,785								
POXX15117235	SOUTH JERSEY PAPER PRODUCTS	598					SOUTH JERSEY PAPER PRODUCTS	Wht Fem	598	100.00%
POXX15117238	A M D PENNSYLVANIA LLC	11,380								
POXX15117346	THOMAS LEE	18,590								
POXX15117413	SOUTH JERSEY PAPER PRODUCTS	3,694					SOUTH JERSEY PAPER PRODUCTS	Wht Fem	3,694	100.00%
POXX15117418	BIO FIRE DIAGNOSTICS LLC	6,743								
POXX15117428	A M D PENNSYLVANIA LLC	8,535								
POXX15117468	HENRY SCHEIN INCORPORATED	399								
POXX15117595	OFFICE SERVICE CO	180								
POXX15117621	A M D PENNSYLVANIA LLC	405								
POXX15117636	OFFICE SERVICE CO	1,520								
POXX15117647	ALPHA OFFICE SUPPLIES INCORPORATED	756	ALPHA OFFICE SUPPLIES INCORPORATED	Af Amer Mal	756	100.00%				
POXX15117650	ALPHA OFFICE SUPPLIES INCORPORATED	6,667	ALPHA OFFICE SUPPLIES INCORPORATED	Af Amer Mal	6,667	100.00%				
POXX15117652	OFFICE SERVICE CO	7,475								
POXX15117661	EMERALD BUSINESS SUPPLY	6,125								
POXX15117668	2B TECHNOLOGIES INC	4,150								
POXX15117711	ZEPTOMETRIX CORPORATION	890								
POXX15117785	THERMO ENVIRONMENTAL INSTRUMENTS INC	5,028								
POXX15117812	HENRY SCHEIN INCORPORATED	8,142								
POXX15117818	DENTSERVE	965								
POXX15117823	HENRY SCHEIN INCORPORATED	894								
POXX15117824	DENTSERVE	662								
POXX15118139	ENTECH INSTRUMENTS	13,757								
POXX15118308	PPI PHOTOGRAPHICS INC	736								
POXX15118420	DITTO COPY SYSTEMS INC	2,895								
POXX15118441	A M D PENNSYLVANIA LLC	5,975								
POXX15118583	ACCOMMODATION MOLLEN INC	1,958								
POXX15118622	FRANKFORD APPLIANCE & BEDDING INC	2,250								
POXX15118648	K2 FOX MEDICAL LLC	2,282								
POXX15118755	GLENROY INC	2,590								
POXX15118949	ESC AGILAIRE LLC	7,255								
POXX15119053	HENRY SCHEIN INCORPORATED	3,584								
POXX15119082	853 CORPORATION	5,508								
POXX15119090	HENRY SCHEIN INCORPORATED	7,245								
POXX15119113	HENRY SCHEIN INCORPORATED	300								
POXX15119332	A M D PENNSYLVANIA LLC	5,975								
POXX15119813	ARBILL INDUSTRIES	29,986					ARBILL INDUSTRIES	Wht Fem	29,986	100.00%
	HEALTH, DEPARTMENT OF PUBLIC	783,742			19,336	2.47%			36,036	4.60%

Document No.	Vendor Name	Amount	MBE	MBE Race	MBE \$	MBE %	WBE	WBE Race	WBE \$	WBE %
	HUMAN SERVICES, DEPARTMENT OF									
POXX15101421	KARETAS FOODS INCORPORATED	16,851								
POXX15104455	INDEPENDENT HARDWARE INCORPORATED	1,525								
POXX15107351	KARETAS FOODS INCORPORATED	13,789								
POXX15107662	HOLMDEL FOOTWEAR LLC	1,046								
POXX15107824	DECISIVE BUSINESS SYSTEMS ACQUISITION LL	12,555								
POXX15107927	DUPLITRON INC	4,854								
POXX15108669	MIVILLA CORP	11,803								
POXX15108863	CALICO INDUSTRIES INCORPORATED	1,615								
POXX15109244	OFFICE BASICS INC	5,290								
POXX15111329	KARETAS FOODS INCORPORATED	15,440								
POXX15113555	BANDY COMPANY	1,758								
POXX15114497	SUPERIOR MOVING & STORAGE, INC.	10,000								
POXX15115434	KARETAS FOODS INCORPORATED	15,875								
POXX15118016	MORPHOTRUST USA, LLC	10,517								
POXX15118924	BANDY COMPANY	590								
	HUMAN SERVICES, DEPARTMENT OF	123,509			0	0.00%			0	0.00%
	LIBRARY, FREE									
POXX15101081	A C SCHULTES INC	12,860								
POXX15101088	INSTANT COPY & PRINTING CENTER INC	16,600								
POXX15101096	ANDREW D. MAGNUS	4,425								
POXX15101096	BTC Envelopes & Printing LLC	4,425	BTC Envelopes & Printing LLC	Af Amer Mal	4,425	100.00%				
POXX15101100	GALBALLY LANDSCAPING INC	3,600								
POXX15101103	A. C. RINALDI INCORPORATED	2,525								
POXX15101104	EXCEL DOCUMENT SOLUTIONS INC	5,380								
POXX15101105	RICOH AMERICAS CORPORATION	15,328								
POXX15101290	FIVE THOUSAND FORMS INC	1,118								
POXX15101303	INTERGRAPH CORPORATION	4,788								
POXX15101305	A S G SECURITY	9,635								
POXX15101313	VERTICAL SOLUTIONS INC.	5,900								
POXX15101317	NORTHERN STAR SERVICES INCORPORATED	3,240								
POXX15101318	AFFORDABLE LIBRARY PRODUCTS LLC	5,950								
POXX15101325	METAL EDGE INC	9,500								
POXX15101326	CONTRACT CLEANERS SUPPLY INCORPORATED	2,052					CONTRACT CLEANERS SUPPLY INCORPORATED	Wht Fem	2,052	100.00%
POXX15101327	INTERBORO PACKAGING CORPORATION	2,748								
POXX15101336	T FRANK MCCALLS INCORPORATED	914					T FRANK MCCALLS INCORPORATED	Wht Fem	914	100.00%
POXX15101339	SUM TOTAL SYSTEMS INC.	2,375								
POXX15101422	PATTCO PRINTER SYSTEMS	4,345								
POXX15101427	DYMAXION RESEARCH LIMITED	1,152								
POXX15101430	ANDREW D. MAGNUS	960								
POXX15101430	BTC Envelopes & Printing LLC	960	BTC Envelopes & Printing LLC	Af Amer Mal	960	100.00%				
POXX15101456	HOLLINGER METAL EDGE INC	7,680								

Document No.	Vendor Name	Amount	MBE	MBE Race	MBE \$	MBE %	WBE	WBE Race	WBE \$	WBE %
POXX15101462	SUPPLY SAVER CORPORATION	9,800								
POXX15101465	DATASPAN INC	1,890								
POXX15101469	RAGOLD CORPORATION	694								
POXX15101473	PRINTERS CHOICE EQUIPMENT & SUPPLY	1,301								
POXX15101567	ENVISIONWARE INC	23,898								
POXX15101574	503 CORPORATION	662	503 CORPORATION	Hisp Amer Mal	662	100.00%				
POXX15101585	A & A GLOVE & SAFETY CO	1,712					A & A GLOVE & SAFETY CO	Hisp Amer Fem	1,712	100.00%
POXX15101587	VERNON LIBRARY SUPPLIES INCORPORATED	3,588								
POXX15101590	ZOG INC	1,170								
POXX15101591	POMEROY	16,970								
POXX15102805	TECHNICAL LIBRARY SERVICE	3,775								
POXX15102812	FIVE THOUSAND FORMS INC	5,332								
POXX15102817	FIVE THOUSAND FORMS INC	2,345								
POXX15102822	DOOR SERVICES CORPORATION	10,482								
POXX15102861	HEALTH MATS CO	7,351								
POXX15103126	RELIANCE LABEL SOLUTIONS INC	2,120								
POXX15103134	GLENCOM SYSTEMS INC	25,058								
POXX15103420	NATIONAL LAN EXCHANGE INC	13,972								
POXX15103533	DIANTONIOS CATERING	19,077								
POXX15103959	KAY & SONS LLC	3,997								
POXX15104221	ATD-AMERICAN COMPANY	547								
POXX15104389	AFFORDABLE LIBRARY PRODUCTS LLC	8,813								
POXX15104394	BRODART COMPANY	23,440								
POXX15104395	BRODART COMPANY	4,067								
POXX15104534	SOUTH JERSEY PAPER PRODUCTS	1,242					SOUTH JERSEY PAPER PRODUCTS	Wht Fem	1,242	100.00%
POXX15104536	J & B EASTERN SAW & TOOL SVC	1,265								
POXX15104537	ANDREW D. MAGNUS	2,175								
POXX15104537	BTC Envelopes & Printing LLC	2,175	BTC Envelopes & Printing LLC	Af Amer Mal	2,175	100.00%				
POXX15104538	PIROLI PRINTING CO INC	691					PIROLI PRINTING CO INC	Wht Fem	691	100.00%
POXX15104541	DEMCO INCORPORATED	3,393								
POXX15104547	DEMCO INCORPORATED	2,170								
POXX15104549	BRODART COMPANY	2,152								
POXX15104914	CLINTON D JAMES	29,510	CLINTON D JAMES	Af Amer Mal	29,510	100.00%				
POXX15104917	CONTINENTAL RESOURCES	15,200					CONTINENTAL RESOURCES	Wht Fem	15,200	100.00%
POXX15104918	CONTINENTAL RESOURCES	9,200					CONTINENTAL RESOURCES	Wht Fem	9,200	100.00%
POXX15104920	KELLYS JANITORIAL SERVICES INC	1,977	KELLYS JANITORIAL SERVICES INC	Af Amer Mal	1,977	100.00%				
POXX15104921	HEALTH MATS CO	925								
POXX15104924	BRODART COMPANY	790								
POXX15104929	BIRD CONTROL SERVICES, INC.	7,463								
POXX15105217	ZONES INC	3,238								
POXX15105220	KELLYS JANITORIAL SERVICES INC	4,386	KELLYS JANITORIAL SERVICES INC	Af Amer Mal	4,386	100.00%				
POXX15105255	NATIONAL LAN EXCHANGE INC	18,020								
POXX15105597	CORPORATE DIVERSITY SOLUTIONS	1,867					CORPORATE DIVERSITY SOLUTIONS	Wht Fem	1,867	100.00%

Document No.	Vendor Name	Amount	MBE	MBE Race	MBE \$	MBE %	WBE	WBE Race	WBE \$	WBE %
POXX15105599	BRODART COMPANY	514								
POXX15105872	DEMCO INCORPORATED	622								
POXX15105874	MICRODAQ.COM LTD	520								
POXX15105888	VALLEY FORGE CONTAINERS INC	3,800								
POXX15105890	TECHNICAL LIBRARY SERVICE	918								
POXX15106120	STAPLES CONTRACT & COMMERCIAL	2,604								
POXX15106149	POMEROY	581								
POXX15106153	ADMIRAL INTEGRATION	2,250					ADMIRAL INTEGRATION	Hisp Amer Fem	2,250	100.00%
POXX15106154	SUJON INC	2,380					SUJON INC	Wht Fem	2,380	100.00%
POXX15106618	R F DESIGN & INTEGRATION INC	3,815					R F DESIGN & INTEGRATION INC	Wht Fem	3,815	100.00%
POXX15107028	SCOTLANDYARD SECURITY SERVICES, INC.	19,490								
POXX15107216	503 CORPORATION	2,955	503 CORPORATION	Hisp Amer Mal	2,955	100.00%				
POXX15107217	T FRANK MCCALLS INCORPORATED	11,675					T FRANK MCCALLS INCORPORATED	Wht Fem	11,675	100.00%
POXX15107337	W B MASON COMPANY INC	740								
POXX15107341	ZONES INC	28,974								
POXX15107342	BRODART COMPANY	1,032								
POXX15107399	BIRD CONTROL SERVICES, INC.	2,134								
POXX15107751	KURTZ BROS	765								
POXX15107753	DEMCO INCORPORATED	639								
POXX15108599	BIRD CONTROL SERVICES, INC.	1,983								
POXX15108871	HARDWARE & SUPPLY CO OF CHESTER	1,554					HARDWARE & SUPPLY CO OF CHESTER	Wht Fem	1,554	100.00%
POXX15108872	MAGAGNA & CO	3,160					MAGAGNA & CO	Wht Fem	3,160	100.00%
POXX15108958	STEPHEN GOULD CORP.	4,632								
POXX15109198	KURTZ BROS	1,464								
POXX15109257	T FRANK MCCALLS INCORPORATED	2,077					T FRANK MCCALLS INCORPORATED	Wht Fem	2,077	100.00%
POXX15109258	TRI SUPPLY & EQUIPMENT	3,652								
POXX15109263	CONTRACTORS SERVICE	3,680					CONTRACTORS SERVICE	Wht Fem	3,680	100.00%
POXX15109264	PROVANTAGE LLC	975								
POXX15109437	A S G SECURITY	11,807								
POXX15109582	PINE HILL PRINTING INC	900					PINE HILL PRINTING INC	Wht Fem	900	100.00%
POXX15109583	ANDREW D. MAGNUS	700								
POXX15109583	BTC Envelopes & Printing LLC	700	BTC Envelopes & Printing LLC	Af Amer Mal	700	100.00%				
POXX15110306	ROBERT E LITTLE INC	2,559								
POXX15110389	T FRANK MCCALLS INCORPORATED	710					T FRANK MCCALLS INCORPORATED	Wht Fem	710	100.00%
POXX15110393	KURTZ BROS	830								
POXX15110685	DEMCO INCORPORATED	502								
POXX15110770	MICRODAQ.COM LTD	646								
POXX15110774	JANWAY CO	2,015								
POXX15110949	MAGAGNA & CO	630					MAGAGNA & CO	Wht Fem	630	100.00%
POXX15111605	ATD-AMERICAN COMPANY	950								
POXX15112347	PEACH COUNTRY TRACTOR	1,680								
POXX15112352	FIVE THOUSAND FORMS INC	14,776								
POXX15112354	GERHARDS APPLIANCE	590								

Document No.	Vendor Name	Amount	MBE	MBE Race	MBE \$	MBE %	WBE	WBE Race	WBE \$	WBE %
POXX15112638	BRODART COMPANY	1,860								
POXX15112718	PICTURE PERFECT LAWN INC	13,965	PICTURE PERFECT LAWN INC	Af Amer Mal	13,965	100.00%				
POXX15113127	PRINTERS CHOICE EQUIPMENT & SUPPLY	1,671								
POXX15113129	PRINTERS REPAIR PARTS INC	659								
POXX15113428	MODERNFOLD STYLES INC	2,440								
POXX15113741	BANDY COMPANY	1,046								
POXX15113802	WORTHINGTON DIRECT	789								
POXX15114159	BRULEE CATERING	25,000								
POXX15114733	ALPHA IDENTIFICATION INC	1,056	ALPHA IDENTIFICATION INC	Asia Fem	1,056	100.00%				
POXX15114735	RELIANT TECHNOLOGY	9,840								
POXX15115575	R F DESIGN & INTEGRATION INC	6,368					R F DESIGN & INTEGRATION INC	Wht Fem	6,368	100.00%
POXX15115576	CORPORATE DIVERSITY SOLUTIONS	718					CORPORATE DIVERSITY SOLUTIONS	Wht Fem	718	100.00%
POXX15115009	DEMCO INCORPORATED	540								
POXX15115573	MICHAEL T CAMERON	7,600								
POXX15115646	KAY & SONS LLC	5,689								
POXX15115706	KURTZ BROS	565								
POXX15115961	ERLAB INC	2,056								
POXX15116726	THYSSENKRUPP ELEVATOR CO	2,020								
POXX15117246	FIDELITY BURGLAR & FIRE ALARM CO INC	6,440								
POXX15117315	PROVANTAGE LLC	699								
POXX15117528	CHANGING ENVIRONMENTS INC	9,390								
POXX15117886	ULINE SHIPPING SUPPLIES INC	573								
POXX15118170	COPY SYSTEMS INC	2,025								
POXX15118246	FOCUS ELECTRONICS INC	1,996								
POXX15118469	MAGAGNA & CO	975					MAGAGNA & CO	Wht Fem	975	100.00%
POXX15118598	PEACH COUNTRY TRACTOR	1,161								
POXX15118602	T FRANK MCCALLS INCORPORATED	3,240					T FRANK MCCALLS INCORPORATED	Wht Fem	3,240	100.00%
POXX15118604	CONTRACTORS SERVICE	2,249					CONTRACTORS SERVICE	Wht Fem	2,249	100.00%
POXX15118605	DEMCO INCORPORATED	1,350								
POXX15119198	SOUTH JERSEY PAPER PRODUCTS	1,755					SOUTH JERSEY PAPER PRODUCTS	Wht Fem	1,755	100.00%
POXX15119199	SOUTH JERSEY PAPER PRODUCTS	1,740					SOUTH JERSEY PAPER PRODUCTS	Wht Fem	1,740	100.00%
POXX15119200	INTERBORO PACKAGING CORPORATION	1,984								
POXX15119265	FOCUS ELECTRONICS INC	540								
POXX15119365	KIMBALL OFFICE INC	2,850								
POXX15119377	FOCUS ELECTRONICS INC	545								
	LIBRARY, FREE	701,333			62,771	8.95%			82,752	11.80%
	LICENSES & INSPECTIONS, DEPARTMENT OF									
POXX15104016	PRIOR NAMI BUSINESS SYSTEMS	3,585								
POXX15104023	SOUTH JERSEY PAPER PRODUCTS	20,900					SOUTH JERSEY PAPER PRODUCTS	Wht Fem	20,900	100.00%
POXX15104038	DIAMOND TOOL & FASTENERS INCORPORATED	1,148								
POXX15104050	DECISIVE BUSINESS SYSTEMS ACQUISITION LL	6,250								
POXX15104101	BANDY COMPANY	589								

Document No.	Vendor Name	Amount	MBE	MBE Race	MBE \$	MBE %	WBE	WBE Race	WBE \$	WBE %
POXX15105604	KEYSTONE FLOOR PRODUCTS	16,900								
POXX15107459	BILCO WIRE ROPE & SUPPLY CORP	560								
POXX15108604	PRIOR NAMI BUSINESS SYSTEMS	1,049								
POXX15108862	FIDELITY BURGLAR & FIRE ALARM CO INC	4,375								
POXX15109440	853 CORPORATION	2,098								
POXX15117607	PRINT O STAT INCORPORATED	12,440								
POXX15118075	WITMER PUBLIC SAFETY GROUP INC	3,198								
POXX15118975	RIBBONS EXPRESS INCORPORATED	1,191								
	LICENSES & INSPECTIONS, DEPARTMENT OF	74,282			0	0.00%			20,900	28.14%
	MANAGING DIRECTOR'S OFFICE									
POXX15103475	EATIBLE DELIGHTS*	1,896								
POXX15103947	IRON MOUNTAIN INFORMATION MANAGEMENT INC	7,804								
POXX15106020	PERSONALITY PROFILE SOLUTIONS	4,480								
POXX15108079	GRAEBEL EASTERN MOVERS INC	9,001								
POXX15108480	76 CARRIAGE COMPANY INC	30,000								
POXX15108749	ZIPCAR	542								
POXX15108784	ZIPCAR	908								
POXX15108789	ZIPCAR	735								
POXX15108795	ZIPCAR	18,440								
POXX15109667	VANGUARD DIRECT	6,200								
POXX15105625	IRA S DAVIS STORAGE CO INC*	747								
POXX15113708	SUPRA OFFICE SOLUTIONS, INC.	4,217								
POXX15113896	RICOH AMERICAS CORPORATION	809								
POXX15114010	RICOH AMERICAS CORPORATION	123								
POXX15114391	RICOH AMERICAS CORPORATION	123								
POXX15115937	LAURUS SYSTEMS	4,950								
POXX15116105	BUCK'S HARDWARE INCORPORATED	7,890								
POXX15116109	SUTCLIFFE SUPPLY LLC	506					SUTCLIFFE SUPPLY LLC	Wht Fem	506	100.00%
POXX15116531	COMMPATHS, LLC	14,680								
POXX15117074	GOODWILL INDUSTRIES OF SNJ/QUAKER CITY	9,000								
POXX15117397	DOOLEYS LANDSCAPING & TREE CARE SVC LLC	1,118								
POXX15117666	ROBERT E LITTLE INC	1,899								
POXX15118146	CRW GRAPHICS	8,650								
POXX15118487	RUSSELL REID INC	705								
POXX15119784	RICOH AMERICAS CORPORATION	2,540								
	MANAGING DIRECTOR'S OFFICE	137,963			0	0.00%			506	0.37%
	MAYOR'S OFFICE OF COMMUNITY EMPOWERMENT AND OPPORTUNITY (CEO)									
POXX15110622	TITAN OUTDOOR LLC	2,800								
	MAYOR'S OFFICE OF COMMUNITY EMPOWERMENT AND OPPORTUNITY (CEO)	2,800			0	0.00%			0	0.00%

Document No.	Vendor Name	Amount	MBE	MBE Race	MBE \$	MBE %	WBE	WBE Race	WBE \$	WBE %
	OFFICE OF INNOVATION & TECHNOLOGY									
POXX15100782	SCAN OPTICS LLC	16,904								
POXX15100786	VERTICAL SOLUTIONS-A R L NELSON & ASSOCS	7,200								
POXX15103815	MTS SOFTWARE SOLUTIONS	24,300								
POXX15103984	R S MEANS COMPANY INCORPORATED	798								
POXX15104123	FISCHER INTERNATIONAL SYSTEMS CORP.	5,875								
POXX15104245	CONTROL MODULE INC.	17,638								
POXX15104336	C I TECHNOLOGIES INC	27,500								
POXX15104378	MACKINNEY SYSTEMS INC	8,945								
POXX15104406	IMMIX TECHNOLOGY, INC.	1,078								
POXX15104444	MTS SOFTWARE SOLUTIONS	23,178								
POXX15104486	ROCHESTER SOFTWARE ASSOCIATES INC	4,800								
POXX15104499	MTS SOFTWARE SOLUTIONS	18,200								
POXX15104567	INNOVATION DATA PROCESSING	2,448								
POXX15105258	HEWLETT PACKARD COMPANY	19,367								
POXX15105731	INFOSTAF CONSULTING INC	26,918								
POXX15105917	DINO SOFTWARE CORP	17,481								
POXX15106403	CORE POWER INC	18,236								
POXX15106852	XC2 SOFTWARE LLC	3,910								
POXX15108215	BERKSHIRE SYSTEMS GROUP INC	10,296								
POXX15108499	PIPELINE ANALYTICS	7,400								
POXX15108804	CAST SOFTWARE, INC.	2,025								
POXX15109154	SMS SYSTEMS MAINTENANCE SERVICES	7,185								
POXX15108778	COMPUTER SCIENCES CORP	29,901								
POXX15109834	TOKAY SOFTWARE INC	29,400								
POXX15110222	CANON SOLUTIONS AMERICA INC	7,320								
POXX15110764	QUALITY SYSTEMS INTERNATIONAL CORP (QSI)	18,050								
POXX15111467	MANAN LLC	22,800								
POXX15111787	LYTROD SOFTWARE INC	2,720								
POXX15111939	VESTRA RESOURCES INC	14,000								
POXX15112063	SMART MOBILE SOFTWARE	1,080								
POXX15113286	SMS SYSTEMS MAINTENANCE SERVICES	6,000								
POXX15113394	CDW GOVERNMENT INC	927								
POXX15113479	CHICAGO-SOFT, LTD.	7,349								
POXX15113734	J.J. CACCHIO ENTERPRISES, INC.	7,797								
POXX15114705	SCANTRON CORPORATION	2,621								
POXX15115734	APPLIED VIDEO TECHNOLOGY INC	2,223								
POXX15116026	I I S GROUP LLC	14,255								
POXX15116703	P C SPECIALISTS INC	13,785	P C SPECIALISTS INC	Asia Mal	13,785	100.00%				
POXX15116915	SOFTWARE AG USA INC	1,407								
POXX15117179	BENEFIT PLAN SYSTEMS CORPORATION	1,552								
POXX15117905	J.J. CACCHIO ENTERPRISES, INC.	9,183								
POXX15118216	MTS SOFTWARE SOLUTIONS	3,000								

Document No.	Vendor Name	Amount	MBE	MBE Race	MBE \$	MBE %	WBE	WBE Race	WBE \$	WBE %
POXX15118292	VALUE FACILITY SERVICES INC	1,800								
POXX15118344	SHINGLE & GIBB CO	6,006								
POXX15118518	A R I PRODUCTS INC	10,900								
POXX15118816	LINKO TECHNOLOGY INC	7,835								
POXX15119277	ADVANCED SOFTWARE PRODUCTS GROUP INC	13,883								
POXX15119914	NETEC INTERNATIONAL INCORPORATED	4,400								
POXX15120179	COMPUTER SCIENCES CORP	16,250								
	OFFICE OF INNOVATION & TECHNOLOGY	528,125			13,785	2.61%			0	0.00%
	OFFICE OF SUPPORTIVE HOUSING (OSH)									
POXX15107036	KRONOS INCORPORATED	636								
POXX15107178	WILLIAM H HALL CO	12,410								
POXX15114102	KRONOS INCORPORATED	3,726								
	OFFICE OF SUPPORTIVE HOUSING (OSH)	16,771			0	0.00%			0	0.00%
	OFFICE OF TRANSPORTATION									
POXX15108783	ZIPCAR	416								
	OFFICE OF TRANSPORTATION	416			0	0.00%			0	0.00%
	PARKS & RECREATION									
POXX15101678	FOODARAMA CATERERS	19,532								
POXX15101683	PARK AVENUE LUXURY LIMOUSINE INC	27,745								
POXX15101687	CIRCUS TIME A & E	11,375								
POXX15101692	12TH STREET CATERING	24,200					12TH STREET CATERING	Wht Fem	24,200	100.00%
POXX15103399	ALL SEASONS LANDSCAPING CO INC	153								
POXX15103439	W B MASON COMPANY INC	201								
POXX15103877	THE SCHUYLKILL CTR FOR ENVIR. EDUCATION	1,421								
POXX15104371	UNITED REFRIGERATION INCORPORATED	9,957								
POXX15104482	ART GORDON CASH REGISTERS INC.	1,755								
POXX15105298	REESES PROFESSIONAL CLEANING SERVICE	6,425	REESES PROFESSIONAL CLEANING SERVICE	Af Amer Mal	6,425	100.00%				
POXX15105312	POMERANTZ ACQUISTION	9,838								
POXX15105399	JOHN THOMAS DESIGN, INC	3,790								
POXX15106272	P P C LUBRICANTS	1,095								
POXX15106302	PLAYCORE WISCONSIN	23,735								
POXX15106569	PENN STATE UNIVERSITY	8,510								
POXX15106581	RUMSEY ELECTRIC CO	780								
POXX15106604	S & S WORLDWIDE INC	4,220								
POXX15106608	SCHOOL SPECIALTY INC	20,052								
POXX15106627	BLICK ART MATERIALS LLC	4,361								
POXX15106681	MERION ART & REPRO CENTER	6,943								
POXX15106709	KUBE PAK CORP	2,160								
POXX15106759	BENEFICIAL INSECTARY INC	2,572								
POXX15106769	GRIFFIN GREENHOUSE & NURSERY SUPPLIES	6,675								

Document No.	Vendor Name	Amount	MBE	MBE Race	MBE \$	MBE %	WBE	WBE Race	WBE \$	WBE %
POXX15106832	POMERANTZ ACQUISITION	9,838								
POXX15106847	MITY LITE	4,947								
POXX15106926	W. W. GRAINGER INCORPORATED	2,636								
POXX15107166	PARK AVENUE LUXURY LIMOUSINE INC	16,250								
POXX15107548	MITY LITE	25,678								
POXX15107868	JOHN THOMAS DESIGN, INC	7,000								
POXX15107907	RUMSEY ELECTRIC CO	14,715								
POXX15108143	PIPE LINE PLASTICS INC	613								
POXX15108966	DEVROOMEN GARDEN PRODUCTS	3,267								
POXX15109032	24 HOUR CLEANING SERVICES LTD	2,200					24 HOUR CLEANING SERVICES LTD	Wht Fem	2,200	100.00%
POXX15110266	12TH STREET CATERING	1,569					12TH STREET CATERING	Wht Fem	1,569	100.00%
POXX15110047	POMERANTZ ACQUISITION	4,097								
POXX15111265	E P HENRY	3,775								
POXX15112454	WES HACKING	6,000								
POXX15112464	GENERAL ASPHALT PAVING CO OF PHILADELPHI	3,000								
POXX15112468	SECHLER SUGAR SHACK LLC	3,347								
POXX15113007	K.C. SCHAEFER SUPPLY COMPANY	2,736								
POXX15113271	CLEAN VENTURE INCORPORATED	12,496								
POXX15113477	VANGUARD DIRECT	120								
POXX15113538	DEERE & COMPANY	20,387								
POXX15114002	TRI STATE HVAC EQUIPMENT	855								
POXX15114333	STOKLEY SERVICES	11,200								
POXX15114354	STAR LAWN MOWER INCORPORATED	2,558								
POXX15114430	UNIFORM GEAR INC	4,933								
POXX15114460	AMERICAN UNIFORM SALES INC	3,685	AMERICAN UNIFORM SALES INC	Asia Mal	3,685	100.00%				
POXX15115557	UNIFORM GEAR INC	4,933								
POXX15115693	RECREONICS INCORPORATED	28,843								
POXX15116461	EVER READY FIRST AID & MEDICAL SUPPLY	5,302								
POXX15116466	LESLIES POOLMART INC	19,608								
POXX15116527	RAINBOW TREE COMPANY	5,631								
POXX15116535	S & S WORLDWIDE INC	18,506								
POXX15116540	KEYSTONE TEES INC	12,129					KEYSTONE TEES INC	Wht Fem	12,129	100.00%
POXX15116541	KEYSTONE TEES INC	5,681					KEYSTONE TEES INC	Wht Fem	5,681	100.00%
POXX15116599	SCHOOL SPECIALTY INC	4,114								
POXX15116601	MERION ART & REPRO CENTER	11,601								
POXX15116626	S & S WORLDWIDE INC	2,712								
POXX15116627	BLICK ART MATERIALS LLC	15,654								
POXX15116770	PARK AVENUE LUXURY LIMOUSINE INC	1,099								
POXX15118072	ART GORDON CASH REGISTERS INC.	2,055								
POXX15118083	TANNER OF PENNSYLVANIA INC	12,903								
POXX15118087	MITY LITE	1,883								
POXX15118546	KEYSTONE TEES INC	4,783					KEYSTONE TEES INC	Wht Fem	4,783	100.00%
POXX15118680	A M LEONARD INC	5,441								

Document No.	Vendor Name	Amount	MBE	MBE Race	MBE \$	MBE %	WBE	WBE Race	WBE \$	WBE %
POXX15118711	CONSHOHOCKEN STEEL PRODUCTS INC	2,225								
POXX15118780	FAIRMOUNT PARK CONSERVANCY	10,000								
POXX15118838	NESTLE WATERS NORTH AMERICA INC	796								
POXX15118843	GARDEN STATE HIGHWAY PRODUCTS	16,517								
POXX15119098	12TH STREET CATERING	14,490					12TH STREET CATERING	Wht Fem	14,490	100.00%
POXX15120298	NESTLE WATERS NORTH AMERICA INC	798								
	PARKS & RECREATION	573,098			10,110	1.76%			65,051	11.35%
	PENSION & RETIREMENT, BOARD OF									
POXX15114293	INFORMA INVESTMENT SOLUTIONS INC	18,000								
	PENSION & RETIREMENT, BOARD OF	18,000			0	0.00%			0	0.00%
	PERSONNEL									
POXX15109095	INTOXIMETERS	599								
POXX15104381	SCANTRON CORPORATION	3,166								
POXX15118887	MEDICAL DEVICE DEPOT INC	2,018								
	PERSONNEL	5,783			0	0.00%			0	0.00%
	POLICE									
POXX15103252	HENRY B HOOVER INC	19,238								
POXX15103645	AIRPOWER INTERNATIONAL INCORPORATED	1,708								
POXX15103805	INDOFF	520								
POXX15103807	PERKINELMER HEALTH SCIENCES INC	10,096								
POXX15103816	PHILLIPS FEED SERVICE INCORPORATED	20,123								
POXX15103976	VERDEN INTERIOR DESIGN STUDIO	3,986								
POXX15103979	TODD DEVIN FOOD EQUIPMENT	1,588								
POXX15104340	ASPEX CORP	27,195								
POXX15104387	CELLEBRITE USA	20,383								
POXX15104744	SOUTHPOINT PHOTO IMAGING SUPPLIES	14,982								
POXX15105489	RES-KEM LLC	21,340								
POXX15105605	DORON PRECISION SYSTEMS INCORPORATED	13,253								
POXX15105802	VERDEN INTERIOR DESIGN STUDIO	1,931	VERDEN INTERIOR DESIGN STUDIO	Af Amer Mal	1,931	100.00%				
POXX15105952	XEROX CORPORATION	3,965								
POXX15105970	UNIFORM GEAR INC	619								
POXX15106110	ATLAS CONTAINER CORP	9,600								
POXX15106362	EXCEL DOCUMENT SOLUTIONS INC	3,556								
POXX15106364	BERNSTEIN OFFICE MACHINE INC	1,750								
POXX15106524	STERIS CORPORATION	8,316								
POXX15106765	ENV SERVICES INC	28,179								
POXX15107313	BUSTLETON BIKE	6,523								
POXX15107423	MICROGRAPHIC COMPUTER SERVICES INC	3,300								
POXX15107691	ATD-AMERICAN COMPANY	860								
POXX15107693	FULL SPECTRUM ANALYTICS INC	2,400								
POXX15107823	SIEMENS INDUSTRY INC	26,320								

Document No.	Vendor Name	Amount	MBE	MBE Race	MBE \$	MBE %	WBE	WBE Race	WBE \$	WBE %
POXX15107926	ENV SERVICES INC	3,490								
POXX15108223	STORAGE CONCEPTS INCORPORATED	8,208								
POXX15108553	F W DUTTON INC	2,937								
POXX15108816	PRAXAIR DISTRIBUTION MID-ATLANTIC, LLC	969								
POXX15109221	TRIPWIRE OPERATIONS GROUP LLC	5,254								
POXX15109231	BERNSTEIN OFFICE MACHINE INC	2,565								
POXX15109427	WHITAKER BROTHERS INC	1,320								
POXX15109917	ATLAS CONTAINER CORP	3,200								
POXX15110120	WITMER PUBLIC SAFETY GROUP INC	12,675								
POXX15110210	853 CORPORATION	749								
POXX15110311	EVEREST TACTICAL SOLUTIONS INC	1,650								
POXX15110466	DIGITAL DISPLAY SYSTEMS INC	1,006								
POXX15110627	GRAEBEL EASTERN MOVERS INC	18,595								
POXX15110762	D T C COMMUNICATIONS INC	31,996								
POXX15110860	SCUBADELPHIA LLC	15,234								
POXX15110861	AMERICAN DIVING SUPPLY LLC	8,523								
POXX15110899	NORITSU AMERICA CORP	4,248								
POXX15106498	QIAGEN INC	16,289								
POXX15111027	AUDIO VIDEO SPECIALISTS	24,709								
POXX15111090	ANDREW D. MAGNUS	5,332								
POXX15111537	LAUREL	2,451								
POXX15111548	ENTENMANN ROVIN COMPANY	11,988								
POXX15111554	VALLEY WASHERS INC	1,560								
POXX15112040	GEOFEEDIA INC	26,000								
POXX15112254	SWINTEC CORP	4,314								
POXX15112432	ATLANTIC TACTICAL INC.	2,700								
POXX15112523	SAFEWARE INCORPORATED	1,385								
POXX15112703	3SI SECURITY SYSTEMS	720								
POXX15113641	SUPERIOR MOVING & STORAGE, INC.	3,000								
POXX15114242	PHILLIPS FEED SERVICE INCORPORATED	21,496								
POXX15114274	MAILFINANCE INC	7,140								
POXX15114327	CRIMETECH INC	2,130								
POXX15114846	BANDY COMPANY	11,025								
POXX15114615	I C O R TECHNOLOGY INC	5,335								
POXX15115663	ELISHA WEBB & SON COMPANY	22,944								
POXX15116008	AMERICAN SCIENCE & ENGINEERING INC.	4,300								
POXX15116012	W. W. GRAINGER INCORPORATED	500								
POXX15116158	ATLANTIC TACTICAL INC.	3,259								
POXX15116336	BANDY COMPANY	782								
POXX15116337	PPI PHOTOGRAPHICS INC	5,733								
POXX15116358	ELISHA WEBB & SON COMPANY	6,133								
POXX15116459	DECISIVE BUSINESS SYSTEMS ACQUISITION LL	850								
POXX15117963	KRATOS PUBLIC SAFETY & SECURITY SOLUTION	6,480								

Document No.	Vendor Name	Amount	MBE	MBE Race	MBE \$	MBE %	WBE	WBE Race	WBE \$	WBE %
POXX15117964	ALPHA OFFICE SUPPLIES INCORPORATED	3,205	ALPHA OFFICE SUPPLIES INCORPORATED	Af Amer Mal	3,205	100.00%				
POXX15118220	MENTALIX INC	10,000								
POXX15118294	BIOPLASTICS CYCLERTEST INC	2,410								
POXX15118356	PERLMUTTER PURCHASING POWER	560								
POXX15118445	DECISIVE BUSINESS SYSTEMS ACQUISITION LL	1,898								
POXX15119293	PRIOR NAMI BUSINESS SYSTEMS	8,950								
POXX15119309	CLEAR SOUND, INC.	4,846								
POXX15119379	PAPER MART INCORPORATED	18,823								
POXX15119391	CONSHOHOCKEN STEEL PRODUCTS INC	10,324								
POXX15119399	METTLER TOLEDO LLC	7,131								
POXX15119510	BRITTON INDUSTRIES INC	1,100								
POXX15119822	V I Q SOLUTIONS INC	2,998								
POXX15119823	PRIOR NAMI BUSINESS SYSTEMS	1,790								
POXX15119825	A & A GLOVE & SAFETY CO	2,180					A & A GLOVE & SAFETY CO	Wht Fem	2,180	100.00%
POXX15120131	REM SYSTEMS INCORPORATED	3,338								
POXX15120133	ATLANTIC TACTICAL INC.	1,630								
POXX15120158	JERRY'S SPORTS CENTER	19,103								
	POLICE	673,188			5,136	0.76%			2,180	0.32%
	PRISONS									
POXX15102506	SEVENTEENTH STREET PHOTO SUPPLY INC	594								
POXX15102516	PRECISION TIME SYSTEMS INC	3,825								
POXX15102519	EASTERN LIFT TRUCK COMPANY	1,700								
POXX15102521	WEBSTER & ASSOCIATES INC.	7,800					WEBSTER & ASSOCIATES INC.	Wht Fem	7,800	100.00%
POXX15102522	PRECISION TIME SYSTEMS INC	1,300								
POXX15102952	T FRANK MCCALLS INCORPORATED	4,135					T FRANK MCCALLS INCORPORATED	Wht Fem	4,135	100.00%
POXX15102974	WEBSTER & ASSOCIATES INC.	1,100								
POXX15102981	CLEAR SOUND, INC.	3,845								
POXX15103665	PRECISION DYNAMICS CORPORATION	21,120								
POXX15104975	SPARTAN TOOL L L C	10,760								
POXX15105015	WITMER PUBLIC SAFETY GROUP INC	1,632								
POXX15105023	JONES METAL PRODUCTS CO	17,760								
POXX15105159	GELMARC DISTRIBUTORS INC	721								
POXX15105850	AMERICAN ENERGY RESTAURANT EQUIPMENT LLC	2,170								
POXX15105875	BASIC ADVANTAGE INC	4,800								
POXX15105892	GELMARC DISTRIBUTORS INC	2,921								
POXX15105902	ELYSE-BERBEN INSIGNIA	3,350								
POXX15105911	GELMARC DISTRIBUTORS INC	2,898								
POXX15106382	XEROX CORPORATION	6,078								
POXX15106396	G A BLANCO AND SONS INCORPORATED	1,300								
POXX15106500	PERLMUTTER PURCHASING POWER	4,018								
POXX15106994	AMERICAN ASSOCIATED COMPANIES INC.	28,062								
POXX15107520	PENN JERSEY PAPER COMPANY	2,898								

Document No.	Vendor Name	Amount	MBE	MBE Race	MBE \$	MBE %	WBE	WBE Race	WBE \$	WBE %
POXX15107523	PENN JERSEY PAPER COMPANY	721								
POXX15107525	PENN JERSEY PAPER COMPANY	2,921								
POXX15107569	FRANKFORD APPLIANCE & BEDDING INC	1,485					FRANKFORD APPLIANCE & BEDDING INC	Wht Fem	1,485	100.00%
POXX15107605	BOB BARKER COMPANY INCORPORATED	685								
POXX15107617	503 CORPORATION	1,520	503 CORPORATION	Hisp Amer Mal	1,520	100.00%				
POXX15107631	503 CORPORATION	944	503 CORPORATION	Hisp Amer Mal	944	100.00%				
POXX15107645	LUCILLE MAUD CORP	18,000	LUCILLE MAUD CORP	Af Amer Mal	18,000	100.00%				
POXX15107655	PERLMUTTER PURCHASING POWER	2,188								
POXX15108724	AIRGAS USA LLC	800								
POXX15108773	S & S SUPPLY CO	4,346								
POXX15108818	503 CORPORATION	4,272	503 CORPORATION	Hisp Amer Mal	4,272	100.00%				
POXX15108829	SUJON INC	16,358					SUJON INC	Wht Fem	16,358	100.00%
POXX15108831	503 CORPORATION	5,763	503 CORPORATION	Hisp Amer Mal	5,763	100.00%				
POXX15108869	503 CORPORATION	3,585	503 CORPORATION	Hisp Amer Mal	3,585	100.00%				
POXX15108973	TIME & PARKING CONTROLS LLC	801								
POXX15108978	SOUTH JERSEY PAPER PRODUCTS	1,136					SOUTH JERSEY PAPER PRODUCTS	Wht Fem	1,136	100.00%
POXX15108982	INDEPENDENT HARDWARE INCORPORATED	1,900								
POXX15109006	ATD-AMERICAN COMPANY	4,675								
POXX15109044	SWIRLING SILKS INCORPORATED	1,421								
POXX15109097	WITMER PUBLIC SAFETY GROUP INC	1,179								
POXX15109252	503 CORPORATION	1,581	503 CORPORATION	Hisp Amer Mal	1,581	100.00%				
POXX15109465	STAR POLY BAG INC	1,098								
POXX15109469	WITMER PUBLIC SAFETY GROUP INC	1,445								
POXX15109624	M C H EQUIPMENT INCORPORATED	16,928								
POXX15109843	WEBSTER & ASSOCIATES INC.	7,800					WEBSTER & ASSOCIATES INC.	Wht Fem	7,800	100.00%
POXX15110168	G E SECURITY HOMELAND PROTECTION INC	19,326								
POXX15110330	M SCHNEIDER AND SONS INC	7,800								
POXX15110477	BOB BARKER COMPANY INCORPORATED	23,670								
POXX15110482	SEVENTEENTH STREET PHOTO SUPPLY INC	656								
POXX15112531	PHILLIPS FEED SERVICE INCORPORATED	2,433								
POXX15113276	UNIFORMS MANUFACTURING COMPANY INC	2,225								
POXX15113341	METRASENS INC	11,552								
POXX15113390	PERLMUTTER PURCHASING POWER	17,808								
POXX15113676	SPARTAN TOOL L L C	11,130								
POXX15114162	OMNILIFT INC	22,200								
POXX15114849	PHILLIPS FEED SERVICE INCORPORATED	2,775								
POXX15114888	COONEY BROTHERS INCORPORATED	2,658								
POXX15114952	ADVANTAGE BRANDS	900								
POXX15114990	AMERICAN ASSOCIATED COMPANIES INC.	24,784								
POXX15114999	SEVENTEENTH STREET PHOTO SUPPLY INC	710								
POXX15115216	BOB BARKER COMPANY INCORPORATED	5,153								
POXX15115241	MARK ANDY, INC.	27,650								
POXX15115266	UNIFORMS MANUFACTURING COMPANY INC	814								

Document No.	Vendor Name	Amount	MBE	MBE Race	MBE \$	MBE %	WBE	WBE Race	WBE \$	WBE %
POXX15115220	THE NIEMEYER CORPORATION	19,500								
POXX15115324	BOB BARKER COMPANY INCORPORATED	2,064								
POXX15115419	SPARTAN TOOL L L C	11,130								
POXX15115473	UNITED TACTICAL SYSTEMS LLC	1,600								
POXX15115563	M SCHNEIDER AND SONS INC	824								
POXX15115701	TIME & PARKING CONTROLS LLC	13,431								
POXX15116271	MORPHOTRUST USA, LLC	22,609								
POXX15116763	SEVENTEENTH STREET PHOTO SUPPLY INC	4,320								
POXX15116829	EASTERN LIFT TRUCK COMPANY	1,750								
POXX15117481	INTERLINE BRANDS INC	698								
POXX15117870	503 CORPORATION	1,450	503 CORPORATION	Hisp Amer Mal	1,450	100.00%				
POXX15117876	SOUTH JERSEY PAPER PRODUCTS	2,234					SOUTH JERSEY PAPER PRODUCTS	Wht Fem	2,234	100.00%
POXX15118315	503 CORPORATION	2,219	503 CORPORATION	Hisp Amer Mal	2,219	100.00%				
POXX15118835	JONES METAL PRODUCTS CO	15,600								
POXX15120192	APPLIED VIDEO TECHNOLOGY INC	12,275								
	PRISONS	534,284			39,334	7.36%			40,948	7.66%
	PROPERTY, DEPARTMENT OF PUBLIC									
POXX15108460	AIRS APPLIANCES	11,799								
POXX15109875	CONSHOHOCKEN STEEL PRODUCTS INC	2,955								
POXX15107193	GENERAL ASPHALT PAVING CO OF PHILADELPHI	25,428								
POXX15111672	BUCK'S HARDWARE INCORPORATED	1,341								
POXX15112467	BUCK'S HARDWARE INCORPORATED	434								
POXX15117164	APPLIANCE BROKERS LTD	25,980								
POXX15117975	SIEMENS INDUSTRY INC	15,983								
POXX15118127	APPLIANCE BROKERS LTD	1,636								
POXX15119363	JESS DISTRIBUTORS	880								
	PROPERTY, DEPARTMENT OF PUBLIC	86,436			0	0.00%			0	0.00%
	PROPERTY ASSESSMENT, OFFICE OF									
POXX15113549	KRONOS INCORPORATED	3,713								
POXX15117383	T & N VAN SERVICE	1,532								
	PROPERTY ASSESSMENT, OFFICE OF	5,245			0	0.00%			0	0.00%
	RECORDS									
POXX15102918	ACCO BRANDS USA LLC	11,344								
POXX15102921	CANON SOLUTIONS AMERICA INC	2,668								
POXX15102924	PRESSTEK INC	6,965								
POXX15103144	XEROX CORPORATION	5,331								
POXX15105370	NMS IMAGING INC.	20,364								
POXX15105694	MARK ANDY, INC.	2,251								
POXX15106093	TIME & PARKING CONTROLS LLC	4,013								
POXX15106094	MTS SOFTWARE SOLUTIONS	19,970								
POXX15106107	NMS IMAGING INC.	13,575								

Document No.	Vendor Name	Amount	MBE	MBE Race	MBE \$	MBE %	WBE	WBE Race	WBE \$	WBE %
POXX15109824	ALTERNATIVE MICROGRAPHICS	790								
POXX15110878	NMS IMAGING INC.	1,590								
POXX15113348	HPI INTERNATIONAL INC	2,160								
POXX15113827	SUBURBAN OFFICE EQUIPMENT INC	2,200								
POXX15114356	ALTERNATIVE MICROGRAPHICS	5								
POXX15119233	NMS IMAGING INC.	10,158								
POXX15119394	ELLIOTT LEWIS CORP	895								
	RECORDS	104,280			0	0.00%			0	0.00%
	REVENUE									
POXX15100022	CUMMINS ALLISON CORPORATION	4,568								
POXX15101846	NCR CORPORATION	3,998								
POXX15101909	HORIZON TECHNICAL SYSTEMS INC	12,500								
POXX15103711	BELL & HOWELL LLC	22,014								
POXX15103937	ULTRA PAK INC.	845								
POXX15103970	TECNIFLEX INC	14,475								
POXX15104401	THE PROTECTION BUREAU INCORPORATED	6,162								
POXX15106068	SCREENING ONE INC	24,500								
POXX15106754	G A BLANCO AND SONS INCORPORATED	1,239								
POXX15107982	BELL & HOWELL LLC	13,500								
POXX15108803	BURROUGHS INC	12,447								
POXX15109140	FIVE THOUSAND FORMS INC	7,355								
POXX15109790	ENNIS INC	610								
POXX15110345	VANGUARD DIRECT	8,850								
POXX15112867	MOBILE TECHNOLOGY GRAPHICS LLC	22,368								
POXX15114350	F W DUTTON INC	12,670								
POXX15117367	SCREENING ONE INC	7,485								
POXX15117843	NU VISION TECHNOLOGIES	2,677								
POXX15118804	MOBILE TECHNOLOGY GRAPHICS LLC	7,139								
POXX15119419	HORIZON TECHNICAL SYSTEMS INC	6,500								
POXX15119949	UNITED PACKAGING SUPPLY CO	1,680								
	REVENUE	193,582			0	0.00%			0	0.00%
	STREETS									
POXX15103520	BANDY COMPANY	5,595								
POXX15103881	MID ATLANTIC CONCRETE EQUIPMENT INC	17,241								
POXX15104125	CONSHOHOCKEN STEEL PRODUCTS INC	23,268								
POXX15104348	AIRGAS USA LLC	3,526								
POXX15104713	ACADEMY HARDWARE INC	3,892								
POXX15104717	TAGUE LUMBER INCORPORATED	3,110								
POXX15104719	DONATO SPAVENTA & SONS INCORPORATED	341								
POXX15105010	ALPHA OFFICE SUPPLIES INCORPORATED	6,454	ALPHA OFFICE SUPPLIES INCORPORATED	Af Amer Mal	6,454	100.00%				
POXX15105594	BILCO WIRE ROPE & SUPPLY CORP	5,700								

Document No.	Vendor Name	Amount	MBE	MBE Race	MBE \$	MBE %	WBE	WBE Race	WBE \$	WBE %
POXX15105836	CLEANEDGE LLP	9,831								
POXX15105838	CLEANEDGE LLP	30,000								
POXX15106124	DONATO SPAVENTA & SONS INCORPORATED	2,784								
POXX15106551	GARDEN STATE HIGHWAY PRODUCTS	3,996								
POXX15107749	ACADEMY HARDWARE INC	2,543								
POXX15109186	KEYSTONE FLOOR PRODUCTS	9,339								
POXX15116645	CONSHOHOCKEN STEEL PRODUCTS INC	16,860								
POXX15117388	METROPOLITAN CONTRACT CARPETS INC	3,775								
POXX15118025	WARREN INDUSTRIES INC.	23,594								
POXX15118371	M B COMPANIES, INC.	22,952								
POXX15118387	AIRGAS USA LLC	2,014								
POXX15119122	CONSHOHOCKEN STEEL PRODUCTS INC	6,675								
POXX15119691	SWARCO INDUSTRIES INC	16,125								
	STREETS	219,615			6,454	2.94%			0	0.00%
	WATER DEPARTMENT									
POXX15100521	GELMARC DISTRIBUTORS INC	2,964								
POXX15100659	BANDY COMPANY	15,305								
POXX15100757	HACH COMPANY	19,856								
POXX15101142	SHIMADZU SCIENTIFIC INSTRUMENTS INC	2,129								
POXX15101291	CALIBRATE INC	1,888								
POXX15101296	TELEDYNE INSTRUMENTS INC	9,905								
POXX15101437	TELEDYNE INSTRUMENTS INC	7,980								
POXX15101446	B T F PRECISE MICROBIOLOGY INC	7,140								
POXX15101452	WATERBORNE INC	1,032								
POXX15101517	ABRAXIS LLC	4,650								
POXX15101518	WISCONSIN STATE LABORATORY OF HYGIENE	1,710								
POXX15102752	EXETER SUPPLY COMPANY INCORPORATED	27,145								
POXX15103674	BANDY COMPANY	4,140								
POXX15103687	ACADEMY HARDWARE INC	1,196								
POXX15104058	APPLIANCE BROKERS LTD	3,798								
POXX15104282	CANON SOLUTIONS AMERICA INC	10,082								
POXX15104318	CANON SOLUTIONS AMERICA INC	3,039								
POXX15104432	BANDY COMPANY	8,912								
POXX15104768	INNER TITE CORPORATION	31,996								
POXX15105188	FRANKFORD APPLIANCE & BEDDING INC	5,645					FRANKFORD APPLIANCE & BEDDING INC	Wht Fem	5,645	100.00%
POXX15105440	NORTHTOWN COMPANY	28,763								
POXX15105494	XYLEM DEWATERING SOLUTIONS INC	5,644								
POXX15105558	NORTH STAR ELECTRICAL SUPPLY CO INC	25,550					NORTH STAR ELECTRICAL SUPPLY CO INC	Wht Fem	25,550	100.00%
POXX15105637	SAFWARE INCORPORATED	10,046								
POXX15105949	INDEPENDENT HARDWARE INCORPORATED	2,745								
POXX15106236	BANDY COMPANY	4,799								

Document No.	Vendor Name	Amount	MBE	MBE Race	MBE \$	MBE %	WBE	WBE Race	WBE \$	WBE %
POXX15106034	BANDY COMPANY	31,280								
POXX15106244	INDEPENDENT HARDWARE INCORPORATED	4,165								
POXX15106308	SUTCLIFFE SUPPLY LLC	6,860					SUTCLIFFE SUPPLY LLC	Wht Fem	6,860	100.00%
POXX15106677	INDEPENDENT HARDWARE INCORPORATED	1,060								
POXX15106680	ACADEMY HARDWARE INC	1,035								
POXX15106741	INDEPENDENT HARDWARE INCORPORATED	1,519								
POXX15107016	C F MAIER COMPOSITES INC	11,625								
POXX15107119	EXAKTIME INNOVATIONS INC	5,675								
POXX15107396	LEHIGH VALLEY SAFETY SUPPLY CO INC	2,274								
POXX15107426	ELISHA WEBB & SON COMPANY	1,373								
POXX15107769	ACADEMY HARDWARE INC	787								
POXX15108023	BUCK'S HARDWARE INCORPORATED	3,814								
POXX15108424	CAMERA SHOP INC / VISUAL SOUND COMPANY	1,988								
POXX15108431	A & A GLOVE & SAFETY CO	4,155					A & A GLOVE & SAFETY CO	Hisp Amer Fem	4,155	100.00%
POXX15109080	NORLAB INC	6,075								
POXX15109126	M W CORNER INC	18,950								
POXX15109709	SOSMETAL PRODUCTS INCORPORATED	2,882								
POXX15109868	XYLEM DEWATERING SOLUTIONS INC	7,917								
POXX15110105	K M E L CORPORATION	3,705								
POXX15110188	TELEDYNE INSTRUMENTS INC	7,723								
POXX15110414	INNER TITE CORPORATION	5,620								
POXX15110553	ACADEMY HARDWARE INC	2,638								
POXX15110560	INDEPENDENT HARDWARE INCORPORATED	1,720								
POXX15111105	VIBRALIGN INCORPORATED	28,250								
POXX15111575	BANDY COMPANY	1,680								
POXX15111734	BANDY COMPANY	11,585								
POXX15111950	PIPE TOOLS INC	1,700								
POXX15112031	PETRONGOLO CONTRACTORS INCORPORATED	4,746								
POXX15112167	BANDY COMPANY	3,011								
POXX15114222	INNER TITE CORPORATION	16,200								
POXX15114247	ACADEMY HARDWARE INC	1,495								
POXX15114503	V J SUPPLY INC.	3,113								
POXX15114418	NORTH STAR ELECTRICAL SUPPLY CO INC`	17,055					NORTH STAR ELECTRICAL SUPPLY CO INC`	Wht Fem	17,055	100.00%
POXX15114680	ACADEMY HARDWARE INC	790								
POXX15114739	ACADEMY HARDWARE INC	1,536								
POXX15114742	ACADEMY HARDWARE INC	1,563								
POXX15114743	PRESTO DYE CHEMICAL COMPANY	17,440								
POXX15114772	I MILLER PRECISION OPTICAL	1,860								
POXX15115323	INFICON INC	1,590								
POXX15115822	ACADEMY HARDWARE INC	1,431								
POXX15115840	BANDY COMPANY	1,109								
POXX15116745	BANDY COMPANY	8,022								
POXX15116967	THERMO ELECTRON NORTH AMERICA LLC	13,666								

Document No.	Vendor Name	Amount	MBE	MBE Race	MBE \$	MBE %	WBE	WBE Race	WBE \$	WBE %
POXX15117167	AGILENT TECHNOLOGIES INC	6,704								
POXX15117225	THERMO ELECTRON NORTH AMERICA LLC	9,885								
POXX15117361	DECISIVE BUSINESS SYSTEMS ACQUISITION LL	2,956								
POXX15117384	STAR LAWN MOWER INCORPORATED	2,744								
POXX15117480	INDEPENDENT HARDWARE INCORPORATED	2,804								
POXX15117776	DONATO SPAVENTA & SONS INCORPORATED	1,170								
POXX15117815	503 CORPORATION	916	503 CORPORATION	Hisp Amer Mal	916	100.00%				
POXX15118007	PRECISION TIME SYSTEMS INC	3,078								
POXX15118032	SHERWOOD LOGAN & ASSOCIATES INCORPORATED	19,900								
POXX15118334	P C RICHARD & SON LI CORP	755								
POXX15118407	COMMERCIAL SUPPLY DISTRIBUTORS	3,001								
POXX15118433	FERGUSON ENTERPRISES	3,962								
POXX15118651	P C RICHARD & SON LI CORP	3,074								
POXX15118652	APPLIANCE BROKERS LTD	1,410								
POXX15118655	APPLIANCE BROKERS LTD	3,666								
	WATER DEPARTMENT	586,762			916	0.16%			59,265	10.10%
	TOTAL SUPPLY, SERVICE & EQUIPMENT	6,025,209			208,082	3.45%			363,760	6.04%
	LESS FEW or NO	0								
	ADJUSTED SUPPLY, SERVICE & EQUIPMENT FEW OR NO	6,025,209			208,082	3.45%			363,760	6.04%

City of Philadelphia
Office of Economic Opportunity

Participation Report
Fiscal Year 2015

Personal Professional Services
For Profit Formal Contracts

Contract #	Vendor Name	Contract Amount	MBE	MBE Race	MBE \$	MBE %	WBE	WBE Race	WBE \$	WBE %
	AVIATION									
1020460-04	Kelly/Maiello, Inc.	217,632	Kelly/Maiello, Inc.	Af Amer Mal	163,402	75.08%	CDA & I Architecture and Interiors, LTD	Wht Fem	54,230	24.92%
1220139-04	Parkway Garage Inc.	4,399,864	P & W Starr Janitorial Services	Af Amer Fem	118,200	2.69%	Careers USA	Wht Fem	870,791	19.79%
1220139-04	Parkway Garage Inc.	0	ALPHA OFFICE SUPPLIE	Af Amer Mal	62,277	1.42%				
1220139-04	Parkway Garage Inc.	0	PARAGON UNIFORMS	Af Amer Fem	35,838	0.81%				
1220297-03	Milligan & Company, LLC	25,000	Milligan & Company, LLC	Af Amer Mal	25,000	100.00%				
1220412-03	Converse Winkler Architecture	200,000	KS Engineers, P.C.	Asia Mal	2,000	1.00%	Converse Winkler Architecture	Wht Fem	100,000	50.00%
1220412-03	KS Engineers, P.C.	-	CSA Central, Inc.	Hisp Amer Mal	10,000	5.00%	HUNT ENGINEERING CO	Wht Fem	5,000	2.50%
1220492-03	TranSystems Corporation Consultants of PA	125,000	CSA Central, Inc.	Hisp Amer Mal	12,500	10.00%	Converse Winkler Architecture	Wht Fem	12,500	10.00%
1220492-03	CSA Central, Inc.	-	CHILTON ENGINEERING INC	Asia Mal	12,500	10.00%				
1220573-03	Global Program Partners	13,850,000	Arora Engineers, Inc	Asia Mal	692,500	5.00%	HUNT ENGINEERING CO	Wht Fem	138,500	1.00%
1220573-03	Global Program Partners	0	WESTCHESTER ENVIRONMENTAL, LLC	Asia Mal	69,250	0.50%	Converse Winkler Architecture	Wht Fem	13,850	0.10%
1220573-03	Global Program Partners	0	CSA Central, Inc.	Hisp Amer Mal	138,500	1.00%	e Phase, Inc.	Wht Fem	69,250	0.50%
1220573-03	Global Program Partners	0	Portfolio Associates, Inc.	Af Amer Fem	69,250	0.50%	Trans Solutions	Wht Fem	138,500	1.00%
1220573-03	Global Program Partners	0	CH Planning, Inc	Af Amer Fem	692,500	5.00%	KB Envirnonmental Sciences, Inc.	Wht Fem	69,250	0.50%
1220573-03	Global Program Partners	0	Milligan & Company, LLC	Af Amer Mal	207,750	1.50%	Airmac LLC.	Wht Fem	13,850	0.10%
1220573-03	Global Program Partners	0	Delon Hampton & Associates, Chartered	Af Amer Mal	1,454,250	10.50%	Carolyn White Wallis	Wht Fem	207,750	1.50%
1220573-03	Global Program Partners	0	Trizen	Af Amer Mal	69,250	0.50%	Richard Grubb and Associates, Inc.	Wht Fem	13,850	0.10%
1220573-03	Global Program Partners	0	CMTS	Af Amer Mal	1,454,250	10.50%	PATRICIA ANN QUIGLEY	Nati Haw/Paci Isl Fem	138,500	1.00%
1220573-03	Global Program Partners	0					O.R. Colan Associates of Florida, LLC	Wht Fem	277,000	2.00%
1220573-03	Global Program Partners	0					CGC Geoservices, LLC	Wht Fem	138,500	1.00%
1320625-02	Burns Engineering, Inc.	2,000,000	Mark Ulrick Engineers, Inc.	Af Amer Mal	3,006	0.15%	The ENC Group, LLC	Wht Fem	1,389	0.07%
1320625-02	Burns Engineering, Inc.	-	M & S Engineering Services, Inc.	Nati Haw/Paci Isl Mal	3,006	0.15%				
1320625-02	Burns Engineering, Inc.	-	Kelly/Maiello, Inc.	Af Amer Mal	131,841	6.59%				
1320625-02	Burns Engineering, Inc.	-	KS Engineers, P.C.	Asia Mal	18,334	0.92%				
1320625-02	Burns Engineering, Inc.	-	Airport Design Consultants, Inc.	Af Amer Mal	167,450	8.37%				
1320085-03	Hill International, Inc.	3,018,000	GRACE KNIGHT & Co., LLC	Af Amer Fem	364,586	12.08%	Zweig, Ramick, & Associates	Wht Fem	30,000	0.99%
1320085-03	Hill International, Inc.	0	Bradley Enterprises, Ltd.	Af Amer Mal	117,343	3.89%	Susan Bailey	Wht Fem	163,200	5.41%
1320085-03	Hill International, Inc.	0					IVERSON ASSOCIATES I	Wht Fem	311,911	10.34%
1320162-02	AECOM Technical Services, Inc.	500,000	Arora Engineers, Inc	Asia Mal	65,000	13.00%	JBC ASSOCIATES INC	Wht Fem	60,000	12.00%
1320179-02	Michael Baker Jr., Inc.	2,250,000	Synterra Ltd	Af Amer Mal	99,000	4.40%	HUNT ENGINEERING CO	Wht Fem	60,615	2.69%
1320179-02	Michael Baker Jr., Inc.	0	Arora Engineers, Inc	Asia Mal	259,830	11.55%	JBC ASSOCIATES INC	Wht Fem	125,235	5.57%
1320179-02	Michael Baker Jr., Inc.	0	Airport Design Consultants, Inc.	Af Amer Mal	220,500	9.80%				
1320180-02	Elliott Lewis Corp.	13,159,733	Arora Engineers, Inc	Asia Mal	1,685,872	12.81%	Tri County Electrical Supply, Inc.	Wht Fem	32,899	0.25%
1320180-02	Elliott Lewis Corp.	0	People's & Sons, LLC	Af Amer Mal	65,799	0.50%	MARIE CUNNINGHAM ENTERP	Wht Fem	263,195	2.00%
1320180-02	Elliott Lewis Corp.	0	503 CORPORATION	Hisp Amer Mal	32,899	0.25%	JDB Equipment Company, Inc.	Wht Fem	65,799	0.50%
1320208-02	HNTB Pennsylvania, Inc.	1,000,000					The McKissack Group	Af Amer Fem	140,000	14.00%
1320208-02	HNTB Pennsylvania, Inc.	0					The Robert B. Balter Company	Wht Fem	140,000	14.00%
1320208-02	HNTB Pennsylvania, Inc.	0					Q W I C, Inc.	Wht Fem	50,000	5.00%
1320208-02	HNTB Pennsylvania, Inc.	0					Envision Consultants, LTD.	Wht Fem	40,000	4.00%

City of Philadelphia
Office of Economic Opportunity

Participation Report
Fiscal Year 2015

Personal Professional Services
For Profit Formal Contracts

Contract #	Vendor Name	Contract Amount	MBE	MBE Race	MBE \$	MBE %	WBE	WBE Race	WBE \$	WBE %
1320209-02	Carter Hayes Associates, Inc	1,000,000	Carter Hayes Associates, Inc	Af Amer Fem	600,000	60.00%				
1320209-02	Carter Hayes Associates, Inc	0	LEGION DES/CAMPBELL	Af Amer Mal	200,000	20.00%				
1320223-02	Urban Engineers, Inc.	100,000	Roy D. McQueen & Associates	Asia Mal	10,000	10.00%	Keating Enviornmental Management Inc	Wht Fem	5,000	0.05
1320223-02	Urban Engineers, Inc.	0	Arora Engineers, Inc	Asia Mal	5,000	5.00%	DW Environmental Consulting	Wht Fem	5,000	5.00%
1320223-02	Urban Engineers, Inc.	0	Airport Design Consultants, Inc.	Af Amer Mal	10,000	10.00%				
1320316-02	Faith Group, LLC	1,500,000	Kelly/Maiello, Inc.	Af Amer Mal	25,000	1.67%	Faith Group, LLC	Wht Fem	970,000	64.67%
1320316-02	Faith Group, LLC	0	KS Engineers, P.C.	Asia Mal	75,000	5.00%				
1320316-02	Faith Group, LLC	0	Arora Engineers, Inc	Asia Mal	375,000	25.00%				
1320426-02	CLEAN RENTAL SVC., INC.	550,000					AM Truck & Auto Repair, Inc.	Wht Fem	55,000	10.00%
1320457-02	Ken Weeden & Associates	75,000	Ken Weeden & Associates	Af Amer Mal	75,000	100.00%				
1320497-03	Parsons Brinckerhoff, Inc.	250,000	AMERICAN GEOTECH INC	Asia Fem	28,781	11.51%	Envision Consultants, LTD.	Wht Fem	21,333	8.53%
1320497-03	Parsons Brinckerhoff, Inc.	0					DK Consultants, LLC	Wht Fem	37,386	14.95%
1320498-02	Atkins North America, Inc.	600,000	Sci-Tek Consultants, Inc.	Af Amer Mal	46,000	7.67%				
1320498-02	Atkins North America, Inc.	0	KS Engineers, P.C.	Asia Mal	79,000	13.17%				
1320498-02	Atkins North America, Inc.	0	CHILTON ENGINEERING INC	Asia Mal	69,000	11.50%				
1320582-02	AVK Consulting, Inc.	100,000					AVK Consulting, Inc.	Wht Fem	100,000	100.00%
1420315-01	Weston Solutions, Inc	400,000	CHILTON ENGINEERING INC	Asia Mal	4,000	1.00%	PATRICIA ANN QUIGLEY	Nati Haw/Paci Isl Fem	20,000	5.00%
1420315-01	Weston Solutions, Inc	0	Batta Environmental Associates, Inc.	Asia Mal	16,000	4.00%	A K M Construction Services, Inc.	Wht Fem	24,000	6.00%
1420315-01	Weston Solutions, Inc	0	NICHE CONSULTANTS, INC.	Asia Mal	4,000	1.00%				
1420315-01	Weston Solutions, Inc	0	Mid-Atlantic Environmental Laboratories, Inc.	Nati Amer Mal	32,000	8.00%				
1420317-01	Elliott Lewis Corp.	4,456,552	FutureNET, Inc.	Af Amer Mal	673,385	15.11%	M F R Consultants Inc.	Af Amer Fem	78,435	1.76%
1420317-01	Elliott Lewis Corp.	0	LARRY C MCCRAE INC	Af Amer Mal	1,012,970	22.73%				
1420317-01	Elliott Lewis Corp.	0	Powersolv, Inc	Asia Mal	32,080	0.72%				
1420318-01	Parkway Corporation	2,978,486	ALPHA OFFICE SUPPLIE	Af Amer Mal	39,912	1.34%	Careers USA	Wht Fem	473,281	15.89%
1420318-01	Parkway Corporation	0	PARAGON UNIFORMS	Af Amer Fem	41,103	1.38%	SCOOPS Promotional & Marketing	Af Amer Fem	83,695	2.81%
1420414-01	Octo Design Group Inc.	30,000					Octo Design Group Inc.	Wht Fem	30,000	100.00%
1420415-02	Gallini Hemmann, Inc.	20,000					Gallini Hemmann, Inc.	Wht Fem	20,000	100.00%
1420420-01	Portfolio Associates, Inc.	15,000					Portfolio Associates, Inc.	Af Amer Fem	15,000	100.00%
1520007	Fuseideas, LLC	160,000								
1520008	LeighFisher Inc.	250,000	A.L. Jackson & Company, P.A.	Af Amer Mal	12,500	5.00%	Frasca & Associates, LLC	Wht Fem	25,000	10.00%
1520008	LeighFisher Inc.	0					Mary A. Lynch	Wht Fem	12,500	5.00%
1520008	LeighFisher Inc.	0					BAE Urban Economics, Inc. DBA Bay Area Economics	Wht Fem	12,500	5.00%
1520009	AVK Consulting, Inc.	350,000	Ricondo & Associates, Inc.	Hisp Amer Mal	70,000	20.00%	AVK Consulting, Inc.	Wht Fem	78,750	22.50%
1520009	AVK Consulting, Inc.	0	A.L. Jackson & Company, P.A.	Af Amer Mal	52,500	15.00%	Frasca & Associates, LLC	Wht Fem	35,000	10.00%
1520009	AVK Consulting, Inc.	0					Strategic Partners & Associates	Wht Fem	5,250	1.50%
1520009	AVK Consulting, Inc.	0					Mary A. Lynch	Wht Fem	3,500	1.00%
1520009	AVK Consulting, Inc.	0					AirProjects, Inc.	Wht Fem	17,500	5.00%
1520009-01	AVK Consulting, Inc.	1,000,000	Ricondo & Associates, Inc.	Hisp Amer Mal	200,000	20.00%	AVK Consulting, Inc.	Wht Fem	197,500	19.75%
1520009-01	Ricondo & Associates, Inc.	-	A.L. Jackson & Company, P.A.	Af Amer Mal	247,500	24.75%	AirProjects, Inc.	Wht Fem	105,000	10.50%
1520130	Heffler, Radetich & Saitta LLP	100,000	Talson Solutions, LLC	Af Amer Mal	20,000	20.00%				
1520385	InterVISTAS Consulting LLC	200,000	Portfolio Associates, Inc.	Af Amer Fem	30,000	15.00%	Malish Design	Wht Fem	10,000	5.00%

City of Philadelphia
Office of Economic Opportunity

Participation Report
Fiscal Year 2015

Personal Professional Services
For Profit Formal Contracts

Contract #	Vendor Name	Contract Amount	MBE	MBE Race	MBE \$	MBE %	WBE	WBE Race	WBE \$	WBE %
1520386	GRA, Inc.	100,000	CH Planning, Inc	Af Amer Fem	15,000	15.00%	CGH Technologies, Inc.	Wht Fem	5,000	5.00%
1520386	GRA, Inc.	-					Mary A. Lynch	Wht Fem	5,000	5.00%
1520387	ICF Resources, LLC	100,000	Sills Communications, Inc.	Af Amer Mal	15,000	15.00%	Quest Corporation of America, Inc.	Wht Fem	5,000	5.00%
1120564-05	First Transit, Inc (subsidiary of FirstGroup)	11,194,700	STEPHEN ELLIOTT CO INC	Af Amer Fem	1,671,369	14.93%	FILLY OIL INC	Wht Fem	14,533	0.13%
1320496-03	Johnson, Mirmiran & Thompson	500,000	Roy D. McQueen & Associates	Asia Mal	30,000	6.00%				
1320496-03	Johnson, Mirmiran & Thompson	-	Kelly/Maiello, Inc.	Af Amer Mal	5,000	1.00%				
1320496-03	Johnson, Mirmiran & Thompson	-	Arora Engineers, Inc	Asia Mal	25,000	5.00%				
1320496-03	Johnson, Mirmiran & Thompson	-	Airport Design Consultants, Inc.	Af Amer Mal	75,000	15.00%				
1520008-01	LeighFisher Inc.	100,000	Ricondo & Associates, Inc.	Hisp Amer Mal	25,000	25.00%				
1520432	CBIZ MHM, LLC	100,000	Milligan & Company, LLC	Af Amer Mal	20,000	20.00%				
1520526	Audio Visual Communications, Inc.	100,000	Portfolio Associates, Inc.	Af Amer Fem	10,000	10.00%				
1520526	Audio Visual Communications, Inc.	-	IMPRINTS UNLIMITED, INC	Af Amer Mal	20,000	20.00%				
	AVIATION	67,074,967			14,520,783	21.65%			6,215,727	9.27%
	BEHAVIORAL HEALTH/INTELLECTUAL DISABILITY									
1220233-03	Richard W. Gladstone, LLC	60,750								
1220289-03	Susan B. Spencer, Inc	15,000					Susan Spencer	Wht Fem	15,000	100.00%
1220328-03	Patricia A. Griffin, Ph.D.	90,000					Patricia Griffin	Wht Fem	90,000	100.00%
1220330-03	Achara Consulting, Inc.	114,000					Achara Consulting, Inc	Af Amer Fem	114,000	100.00%
1220331-03	Paul E. Poplawski, Ph.D., LLC	114,000								
1220404-03	Resilient Business Solutions, LLC	455,000					Resilient Business Solutions, LLC	Wht Fem	455,000	100.00%
1220405-03	Resilient Business Solutions, LLC	155,000					Resilient Business Solutions, LLC	Wht Fem	155,000	100.00%
1320122-02	Kesher-a-Kesher, Inc.	60,000								
1320165-03	Pediatric Therapeutics, Inc.	291,000								
1320165-03	EBS Early Intervention	30,000								
1320165-03	Bi Lingual Therapy Solutions Inc.	479,000								
1320165-03	Sunrise Therapy, LLC	443,000								
1320165-03	JayCare LLC	1,373,000								
1320165-03	Dynamicare, LLC	619,000								
1320165-03	Brighter Days Early Intervention Agency LLC	355,000								
1320165-03	S.G. Isaacs Enterprises, Inc.	52,000								
1320165-03	Lovaas Institute	297,000								
1320652-02	Rosehill School	250,000								
1520099	Classic Rehabilitation Ltd.	142,000								
1520099	Geller and Grossman Speech Services	85,000								
1520099	Goldstar Rehabilitation Inc.	1,748,000								
1520099	Invo HealthCare Associates, LLC	545,000								
1520099	Kids and Family Inc.	1,325,000								
1520099	Kutest Kids Early Intervention Co.	892,000								
1520099	ResCare Pennsylvania Health Management Services, Inc.	639,000								
1520099	Sunny Days Early Childhood Dev. Servs., Inc.	736,000								

City of Philadelphia
Office of Economic Opportunity

Participation Report
Fiscal Year 2015

Personal Professional Services
For Profit Formal Contracts

Contract #	Vendor Name	Contract Amount	MBE	MBE Race	MBE \$	MBE %	WBE	WBE Race	WBE \$	WBE %
1520099	Sunshine Therapy Club II, Inc.	1,208,000								
1520211	Data-Core Systems, Inc.	56,517								
1520315	Performance Plus International, Inc	347,045	Performance Plus International, Inc	Af Amer Mal	347,045	100.00%				
1520477	MEE Productions Inc	32,000	MEE Productions Inc	Af Amer Mal	32,000	100.00%				
1320620-02	Mitchell & Titus, LLP	127,500	Mitchell & Titus, LLP	Af Amer Mal	127,500	100.00%				
	BEHAVIORAL HEALTH/INTELLECTUAL DISABILITY	13,135,812			506,545	3.86%			829,000	6.31%
	COMMERCE									
1120513-05	EConsult Solutions, Inc	75,000	Milligan & Company, LLC	Af Amer Mal	31,434	41.91%				
	COMMERCE	75,000			31,434	41.91%			0	0.00%
	FINANCE, DIRECTOR OF									
1120393-04	IHS Global Inc.	20,810								
1220298-03	Marshall Dennehey Warner Coleman & Goggin	500,000								
1220299-03	Bennett, Bricklin & Saltzburg LLC	500,000					Strehlow & Associates, Inc.	Wht Fem	10,000	2.00%
1220299-03	Bennett, Bricklin & Saltzburg LLC	0					ROMAN SENTRY SYSTEMS	Wht Fem	10,000	2.00%
1220299-03	Bennett, Bricklin & Saltzburg LLC	0					Doman & Murphy, LLP	Af Amer Fem	55,000	11.00%
1320584-02	Howarth Occupational and Environmental Consulting, P.C.	87,500					Howarth Occupational and Environmen	Wht Fem	87,500	100.00%
1420088-01	XEROX State & Local Solutions, Inc.	1,412,500	PRWT Services Inc.	Af Amer Mal	282,500	20.00%				
1420141-01	A V International, Inc.	45,000	A V International, Inc.	Af Amer Mal	45,000	100.00%				
1420142-01	Aon Risk Services Central, Inc.	32,576	Financial Integrity Resources Management, LLC	Af Amer Mal	4,886	15.00%				
1420143-01	Schaff & Young, PC	500,000								
1420144-01	Gallagher Malloy & Georges, P.C.	500,000								
1420145-01	Swartz Campbell, LLC	500,000								
1420146-01	The Chartwell Law Offices, LLP	500,000								
1420147-01	Law Offices of Stacey M Merkin, PC	500,000					Law Offices of Stacey M Merkin, PC	Af Amer Fem	500,000	100.00%
1420149-01	Naples Law, LLP	500,000					Naples Law, LLP	Wht Fem	500,000	100.00%
1420151-01	Margolis Edelstein	500,000								
1420327-01	CGI Technologies and Solutions Inc.	54,100								
1420020-01	Curley Adjustment Bureau	150,000	Alpha Office Supplies	Af Amer Mal	9,000	6.00%				
1420150-01	Ahmad & Zaffarese & Smyler	500,000	Ahmad & Zaffarese & Smyler	Af Amer Mal	500,000	100.00%				
1520013	Lawton Associates, Inc.	850,000	Lawton Associates, Inc.	Af Amer Fem	850,000	100.00%				
1520286	The Graham Company	229,457	AVI Specialty Group, LLC	Af Amer Mal	91,783	40.00%				
1520055	Comp Services, Inc.	5,820,000	A V International, Inc.	Af Amer Mal	680,000	11.68%	Careers USA	Wht Fem	168,000	2.89%
1520055	Comp Services, Inc.	0	PRWT Services Inc.	Af Amer Mal	288,000	4.95%				
1520055	Comp Services, Inc.	0	First Insurance Management	Af Amer Mal	180,000	3.09%				
1420569-01	Public Consulting Group, Inc.	75,075								
1420405-01	David Donn Consulting, Inc.	(450,000)								
1420327-02	CGI Technologies and Solutions Inc.	884,220								
	FINANCE, DIRECTOR OF	14,211,238			2,931,169	20.63%			1,330,500	9.36%

Contract #	Vendor Name	Contract Amount	MBE	MBE Race	MBE \$	MBE %	WBE	WBE Race	WBE \$	WBE %
	FIRE									
1220380-04	Intermedix Holdings, Inc. d/b/a Intermedix	3,015,000	MFR Consultants Inc	Af Amer Fem	119,810	3.97%	Code 3 Billing Services, Inc.	Wht Fem	498,984	16.55%
	FIRE	3,015,000			119,810	3.97%			498,984	16.55%
	HEALTH, DEPARTMENT OF PUBLIC									
1120121-04	Health Business Systems	51,440								
1220101-03	Group 6 Healthcare Consulting & Management, LLC	110,000					Group 6 Healthcare Consulting & Management, LLC	Wht Fem	110,000	100.00%
1220208-03	General Healthcare Resources, Inc.	300,000								
1220208-03	Pharm Pro, Inc	300,000								
1220208-03	Soliant Health	100,000								
1220248-03	Lucy B. Rorke-Adams, MD	5,000					Lucy B. Rorke-Adams, MD	Wht Fem	5,000	100.00%
1320088-02	Ellison Group, The	20,000	Ellison Group, The	Af Amer Mal	20,000	100.00%				
1320099-02	Tenet Health System Hahnemann, L.L.C.	250,000								
1320149-04	William E. Tierney, Limited	75,000								
1320631-04	MEE Productions Inc	415,000	MEE Productions Inc	Af Amer Mal	415,000	100.00%				
1320687-03	CL Cressler, Inc.	200,000								
1320687-04	CL Cressler, Inc.	250,000								
1320687-05	CL Cressler, Inc.	200,000								
1420102-01	Dunbar Armored, Inc.	40,000								
1420122-01	General Healthcare Resources, Inc.	652,311								
1420136-01	Alpha Medical Group, Ltd.	1,390,662					Alpha Medical Group, Ltd.	Wht Fem	1,390,662	100.00%
1420350-01	MEE Productions Inc	232,482	MEE Productions Inc	Af Amer Mal	232,482	100.00%				
1520093	Mark W. Rovinski, CPA, LLC	64,625								
1520096	Bellevue Media Group	256,000								
1520462	Health Business Systems	66,086								
1420319-02	TechSense Solutions Inc.	14,000					TechSense Solutions Inc.	Wht Fem	14,000	100.00%
1320149-05	William E. Tierney, Limited	12,000								
1220173-03	Cerner Health Services, Inc.	325,000								
1220171-03	Cerner Health Services, Inc.	100,000								
	HEALTH, DEPARTMENT OF PUBLIC	5,429,606			667,482	12.29%			1,519,662	27.99%
	LESS FEW OR NO	250,000								
	ADJUSTED HEALTH, DEPARTMENT OF PUBLIC	5,179,606			667,482	12.89%			1,519,662	29.34%
	HUMAN SERVICES, DEPARTMENT OF									
1120586-06	3938 Glen Drive d/b/a Pediatric Specialty Care at Doylestown	14,526								
1120586-07	3938 Glen Drive d/b/a Pediatric Specialty Care at Doylestown	484								
1120587-05	120 Rider Avenue Operating Company, LP	7,263								
1120587-06	120 Rider Avenue Operating Company, LP	242								
1120588-07	90 Cafferty Road Operating Company, LP	58,104								
1120589-06	425 Cedarcrest Road Operating Company, LP	7,263								

City of Philadelphia
Office of Economic Opportunity

Participation Report
Fiscal Year 2015

Personal Professional Services
For Profit Formal Contracts

Contract #	Vendor Name	Contract Amount	MBE	MBE Race	MBE \$	MBE %	WBE	WBE Race	WBE \$	WBE %
1420615-02	3300 Henry Ave	44,153								
1120589-07	425 Cedarcrest Road Operating Company, LP	242								
1520277	Salisbury Behavioral Health, Inc.	22,439								
1120639-06	Salisbury Behavioral Health, Inc.	10,858								
1220419-03	Menenergy, LLC	145,000								
1320103-02	Steven Kaplan	316,000								
1320112-03	Miss Marty's Pre-School	113,568					Miss Marty's Pre-School	Wht Fem	113,568	100.00%
1320112-04	Miss Marty's Pre-School	86,432					Miss Marty's Pre-School	Wht Fem	86,432	100.00%
1320121-02	Integrating Factors, Inc.	331,296	Integrating Factors, Inc.	Asia Mal	331,296	100.00%				
1320136-05	Precept Technologies, Inc	372,000	Precept Technologies, Inc	Asia Mal	372,000	100.00%				
1320137-05	Eastern Software Strategies Inc	2,093,350	Sango Technologies, Inc.	Asia Fem	185,000	8.84%	Performance Technologies, Inc.	Wht Fem	150,000	7.17%
1320137-05	Eastern Software Strategies Inc	0	Bradley Enterprises, Ltd.	Af Amer Mal	290,000	13.85%				
1320137-06	Eastern Software Strategies Inc	100,000								
1320138-03	FutureNET, Inc.	1,122,200	FutureNET, Inc.	Af Amer Mal	1,122,200	100.00%				
1320139-05	MODIS	705,500								
1320139-06	MODIS	361,516								
1320140-02	M F R Consultants Inc.	391,230					M F R Consultants Inc.	Af Amer Fem	391,230	100.00%
1320146-02	Cyber International LLC	532,400								
1320194-02	Benchmark Behavioral Health System	2,208								
1320195-03	VisionQuest National, Ltd	14,734,218								
1320195-04	VisionQuest National, Ltd	0								
1320196-02	Cornerstone Programs Corporation	146,000								
1320200-03	JusticeWorks YouthCare, Inc.	474,500								
1320235-02	Michele Robins	68,000								
1320324-02	Detectives, Private Investigators Inc., The	453,500								
1320405-02	Bayada Home Health Care, Inc.	175,000								
1320427-02	COMMUNIPower II	112,200								
1320614-02	Storybook Children's Center, Inc.	21,892								
1320614-03	Storybook Children's Center, Inc.	64,426								
1420133-02	It Takes A Village, Inc	1,519,768								
1420235-01	Access Information Management of Wisconsin, LLC	351,429								
1420389-01	UHS of Savannah, LLC ,d/b/a Coastal Harbor Treatment Center	1,095								
1420423-01	Pee Wee Prep Educational Center	111,088								
1520231	Palmetto Pee Dee Behavioral Health	8,760								
1520236	Performance Plus International, Inc	712,565	Performance Plus International, Inc	Af Amer Mal	712,565	100.00%				
1520265	Public Financial Management Inc	442,135								
1520277	Salisbury Behavioral Health, Inc.	22,439								
1520278	90 Cafferty Road Operating Company, LP	120,082								
1520278-01	90 Cafferty Road Operating Company, LP	144,049								
1520279	3938 Glen Drive d/b/a Pediatric Specialty Care at Doylestown	30,020								

City of Philadelphia
Office of Economic Opportunity

Participation Report
Fiscal Year 2015

Personal Professional Services
For Profit Formal Contracts

Contract #	Vendor Name	Contract Amount	MBE	MBE Race	MBE \$	MBE %	WBE	WBE Race	WBE \$	WBE %
1520279-01	3938 Glen Drive d/b/a Pediatric Specialty Care at Doylestown	58,347								
1520281	120 Rider Avenue Operating Company, LP	15,010								
1520468	Ellison Group, The	45,000	Ellison Group, The	Af Amer Mal	45,000	100.00%				
1220341-03	Coelho Consulting INC	72,500	Coelho Consulting INC	Asia Mal	72,500	100.00%				
1320113-03	TYL II, INC.	90,697								
1320117-03	Your Child's World Learning Center, Inc	17,177								
1320117-02	Your Child's World Learning Center, Inc	101,790								
1320198-03	Cornell Abraxas Group, Inc.	185,000								
1320198-02	Cornell Abraxas Group, Inc	2,194,831								
1320203-03	Mid-Atlantic Youth Services Corp.	9,062,437								
1320203-04	Mid-Atlantic Youth Services Corp.	1,800,000								
1320204-03	ABS LINC'S VA, Inc. D/B/A First Home Care	3,969,610								
1320204-04	ABS LINC'S VA, Inc. D/B/A First Home Care	2,400,000								
1320608-03	Pratt Street Learning Center	90,857								
1320608-04	Pratt Street Learning Center	74,143								
1420237-02	Memorable Moments Learning Center Inc	41,184								
1420237-03	Memorable Moments Learning Center Inc	45,941								
1420604-02	Firely Pediatric Services	21,720								
1420604-01	Firely Pediatric Services	7,320								
1520280	425 Cedarcrest Road Operating Company, LP	15,010								
1520280-01	425 Cedarcrest Road Operating Company, LP	29,173								
1520345	Blue Chip Technologies-US, Inc. d/b/a Guardian MPS	60,000								
1520516	Forensic Mental Health Services, LLC	73,000								
1520521	The LADIPO Group	30,000					The LADIPO Group	Af Amer Fem	30,000	100.00%
	HUMAN SERVICES, DEPARTMENT OF	47,052,188			3,130,561	6.65%			771,230	1.64%
	LESS FEW OR NO	34,966,596								
	ADJUSTED HUMAN SERVICES, DEPARTMENT OF	12,085,592			3,130,561	25.90%			771,230	6.38%
	LAW DEPARTMENT									
1120500-06	Archer & Greiner	200,000	Carlton L. Johnson – Partner	Af Amer Mal	200,000	100.00%				
1220188-04	Center City Legal Reproductions, Inc.	250,000	ALPHA OFFICE SUPPLIE	Af Amer Mal	3,125	1.25%	Target Office Products, Inc.	Wht Fem	3,125	1.25%
1220351-04	C. Lane Consulting	20,000								
1220353-04	PJL Realty Advisors Inc.	-								
1220368-05	RCDH of Pennsylvania Inc. d/b/a A.R. Hughes & Company	500,000								
1220386-03	SCOTLANDYARD SECURITY SVC	80,000	SCOTLANDYARD SECURITY SVC	Af Amer Mal	80,000	100.00%				
1220397-03	Christie Pabarue and Young	-								
1220461-03	Schnader, Harrison, Segal, Lewis, LLP	200,000								
1320189-02	Gould & Lamb LLC	15,000								
1320311-03	Ballard Spahr LLP	1,356,000	Ahmad & Zaffarese & Smyler, LLC	Af Amer Mal	135,600	10.00%	Shannon Farmer, Esquire	Wht Fem	1,220,400	90.00%
1320314-02	Stradley Ronon Stevens & Young, LLP	150,000					Danielle Banks	Wht Fem	150,000	100.00%

City of Philadelphia
Office of Economic Opportunity

Participation Report
Fiscal Year 2015

Personal Professional Services
For Profit Formal Contracts

Contract #	Vendor Name	Contract Amount	MBE	MBE Race	MBE \$	MBE %	WBE	WBE Race	WBE \$	WBE %
1320677-02	B&R Services for Professionals, Inc.	40,000								
1320725-03	Archer & Greiner	300,000	Carlton L. Johnson – Partner	Af Amer Mal	300,000	100.00%				
1320735-02	Pietragallo Gordon Alfano Bosick & Raspanti, LLP	200,000								
1420345-01	Employers Edge, LLC	44,276								
1420391-01	Archer & Greiner	-								
1420392-01	Dilworth Paxson LLP	-								
1420406-01	it's DONE! Courier	-								
1420563-01	Stradley Ronon Stevens & Young, LLP	200,000								
1520014	Patterson, Raymond F., MD	50,000	Patterson, Raymond F., MD	Af Amer Mal	50,000	100.00%				
1520203	Spector Gadon & Rosen, P.C.	120,000					Jen Chalal, Esquire woman partner	Wht Fem	60,000	50.00%
1520205	Ahmad & Zaffarese & Smyler, LLC	50,000	Ahmad & Zaffarese & Smyler, LLC	Af Amer Mal	50,000	100.00%				
1520212	Archer & Greiner	50,000	Carlton L. Johnson – Partner	Af Amer Mal	45,000	90.00%	The MCS Group, Inc.	Wht Fem	5,000	10.00%
1520335	Acumen Group Incorporated	50,000	Montage Software Systems, Inc.	Hisp Amer Mal	5,000	10.00%				
1520382	Sharon Suleta, Esquire, LEED AP	150,000					Sharon Suleta, Esquire, LEED AP	Wht Fem	150,000	100.00%
1520402	Salaman Grayson & Henry P.C.	200,000	The Tyler Firm, LLC	Af Amer Fem	10,000	5.00%	Target Office Products, Inc.	Wht Fem	10,000	5.00%
1520402	Salaman Grayson & Henry P.C.	-	Whaumbush Group, Inc	Af Amer Fem	10,000	5.00%	Strehlow & Associates, Inc.	Wht Fem	10,000	5.00%
1520402	Salaman Grayson & Henry P.C.	-	ALPHA OFFICE SUPPLIE	Af Amer Mal	10,000	5.00%				
1520428	Schnader, Harrison, Segal, Lewis, LLP	25,000			-		Marilyn Cutler, Esq.	Wht Fem	25,000	12.50%
1520443	Marshall Dennehey Warner Coleman & Goggin	400,000	Ahmad Zaffarese LLC	Af Amer Mal	40,000	10.00%				
1520488	Archer & Greiner	13,333			-		The MCS Group, Inc.	Wht Fem	1,333	10.00%
1520499	High Swartz, LLP	40,000			-		The Axelrod Firm, PC	Wht Fem	8,000	20.00%
1120524-04	Kaplan, Kirsch & Rockwell LLP	50,000								
1220461-04	Schnader, Harrison, Segal, Lewis, LLP	500,000								
1220564-03	Kaufman Coren & Ress PC	30,000								
1320798-02	High Swartz, LLP	-								
1520473	American Legal Publishing	32,000								
1520497	Cedrone & Mancano, LLC	13,333					PRECISION REPORTING INC	Wht Fem	1,333	10.00%
1520498	Fineman Krekstein & Harris, P.C.	40,000	Ahmad Zaffarese LLC	Af Amer Mal	4,000	10.00%				
1520501	Jacobs Kivitz & Drake LLC Attorneys At Law	13,333								
1520519	Bradford A. Richman Esq.	56,850								
	LAW DEPARTMENT	5,439,126			942,725	17.33%			1,644,192	30.23%
	LIBRARY, FREE									
1320425-03	PeopleShare	306,000								
1320107-02	Unique Management Services, Inc	125,000								
1420002-01	Verizon	1,034,700								
1520459	Personal Security Services, LLC	100,000	Personal Security Services, LLC	Af Amer Mal	100,000	100.00%				
	LIBRARY, FREE	1,565,700			100,000	6.39%			0	0.00%
	LESS FEW OR NO	1,034,700								
	ADJUSTED LIBRARY, FREE	531,000			100,000	18.83%			0	0.00%

City of Philadelphia
Office of Economic Opportunity

Participation Report
Fiscal Year 2015

Personal Professional Services
For Profit Formal Contracts

Contract #	Vendor Name	Contract Amount	MBE	MBE Race	MBE \$	MBE %	WBE	WBE Race	WBE \$	WBE %
	LICENSES & INSPECTION, DEPARTMENT OF									
1120412-06	Westchester Environmental, LLC	75,000	Westchester Environmental, LLC	Asia Mal	75,000	100.00%				
1120412-07	WESTCHESTER ENVIRONMENTAL, LLC	45,000	WESTCHESTER ENVIRONMENTAL, LLC	Asia Mal	45,000	100.00%				
1120414-06	USA Environmental Management	75,000								
1120414-07	USA Environmental Management	45,000					T. Lomax & Associates	Af Amer Fem	4,500	10.00%
1120415-06	Synertech Incorporated	75,000								
1120415-07	Synertech Incorporated	45,000								
1120435-07	Batta Environmental	75,000	Batta Environmental	Asia Mal	75,000	100.00%				
1120435-08	Batta Environmental Associates, Inc.	45,000	Batta Environmental Associates, Inc.	Asia Mal	45,000	100.00%				
1520422	Building & Fire Code Academy	86,350								
	LICENSES & INSPECTION, DEPARTMENT OF	566,350			240,000	42.38%			4,500	0.79%
	MANAGING DIRECTOR'S OFFICE									
1120378-06	PPL EnergyPlus, LLC	62,500,000								
1220250-04	Practical Energy Solutions, Inc.	250,000	David Chou and Associates, Inc.	Asia Mal	7,500	3.00%	E&M Engineering, Inc.	Wht Fem	37,500	15.00%
1520466	ICF Resources, LLC	299,936	Rodriguez Consulting, LLC	Hisp Amer Mal	14,997	5.00%	WFGD Studio, LLC	Wht Fem	44,990	15.00%
1420530-01	WFGD Studio, LLC	59,750					WFGD Studio, LLC	Wht Fem	59,750	100.00%
1520481	Jacobs Kivitz & Drake LLC Attorneys At Law	25,000								
1520491	G4 Productions LLC	1								
	MANAGING DIRECTOR'S OFFICE	63,134,687			22,497	0.04%			142,240	0.23%
	LESS FEW OR NO	62,500,000								
	ADJUSTED MANAGING DIRECTOR'S OFFICE	634,687			22,497	3.54%			142,240	22.41%
	MAYOR'S OFFICE									
1420123-01	Blais & Associates, Inc.	25,000								
1420240-01	Loeper & Associates	66,000								
1420241-01	Gray Global Advisors, LLC	100,000	Gray Global Advisors, LLC	Af Amer Mal	100,000	100.00%				
1420242-01	Holland & Knight LLP	100,000								
1420260-01	Borski Associates	80,000								
1420263-01	The Kinser Group, Inc.	120,000					The Kinser Group, Inc.	Wht Fem	120,000	100.00%
1420271-02	Fairmount Ventures, Inc.	25,000								
1420274-01	Language Line Services, Inc	130,000								
1420279-01	Rosales Communications	40,000	Rosales Communications	Hisp Amer Mal	40,000	100.00%				
1420294-01	Language Services Associates	350,000	Language Services Associates	Hisp Amer Fem	350,000	100.00%				
1420296-01	Geneva Worldwide, Inc.	65,000					Language Services Consultants, Inc.	Wht Fem	65,000	100.00%
1320438-02	Ceisler Media & Issue Advocacy, LLC	0								
	MAYOR'S OFFICE	1,101,000			490,000	44.50%			185,000	16.80%
	MAYOR'S OFFICE OF COMMUNITY EMPOWERMENT AND OPPORTUNITY									
1420249-01	Sage Communications Partners	48,000					Sage Communications Partners	Wht Fem	48,000	100.00%
	MAYOR'S OFFICE OF COMMUNITY EMPOWERMENT AND OPPORTUNITY	48,000			0	0.00%			48,000	100.00%

Contract #	Vendor Name	Contract Amount	MBE	MBE Race	MBE \$	MBE %	WBE	WBE Race	WBE \$	WBE %
	OFFICE OF HOUSING & COMMUNITY DEVELOPMENT (OHCD)									
1320670-02	Osvaldo Aviles	10,000								
1520041	Tiger Productions	72,500					Tiger Productions	Wht Fem	72,500	100.00%
	OFFICE OF HOUSING & COMMUNITY DEVELOPMENT (OHCD)	82,500			0	0.00%			72,500	87.88%
	OFFICE OF INNOVATION & TECHNOLOGY									
1020351-07	OnLine Consulting	50,000								
1020384-08	Knowledge Solutions International	50,000								
1120221-05	Engility Corporation	656,210	Systegra, Inc.	Hisp Amer Mal	160,713	24.49%				
1120418-04	Azavea, Inc	30,000								
1120569-05	CDI IT Solutions	500,000								
1120573-06	M F R Consultants Inc.	250,000					M F R Consultants Inc.	Af Amer Fem	250,000	100.00%
1120574-06	Modis	250,000	IMPLIFY, INC.	Af Amer Mal	50,000	20.00%				
1020487-07	RCC Consultants, Inc.	33,000	Arora Engineers, Inc	Asia Mal	620	1.88%	Duroseau Management Services, LLC	Af Amer Fem	4,908	14.87%
1020506-06	RCI Technologies, Inc	47,120	RCI Technologies, Inc	Asia Fem	47,120	100.00%				
1020506-07	RCI Technologies, Inc	95,760	RCI Technologies, Inc	Asia Fem	95,760	100.00%				
1020548-06	Decisive Business Systems Acquisition, LLC	97,500								
1020614-04	EIS Technologies, Inc.	18,900								
1120221-05	Engility Corporation	656,210	Systegra, Inc.	Hisp Amer Mal	190,300	29.00%				
1120375-04	Cogsdale Holdings, Ltd	64,386								
1120395-04	Prophecy Americas Inc	97,500								
1120406-04	SunGard Availability Services LP	11,913								
1120418-04	Azavea, Inc	30,000								
1120418-05	Azavea, Inc	45,000								
1120434-04	LockWorks LLC	94,500								
1120443-04	Information Consulting Services of Delaware Valley, Inc	20,000					Peripheral Systems Inc.	Wht Fem	4,000	20.00%
1120443-05	Information Consulting Services of Delaware Valley, Inc	200,000					Peripheral Systems Inc.	Wht Fem	40,000	20.00%
1120444-04	Peripheral Systems Inc.	18,000					Peripheral Systems Inc.	Wht Fem	18,000	100.00%
1120467-07	Equinoxys Inc	450,000	Equinoxys Inc	Asia Mal	450,000	100.00%				
1120569-05	CDI IT Solutions	500,000								
1120572-05	Keystone Computer Associates, Inc.	500,000	Keystone Computer Associates, Inc.	Af Amer Mal	500,000	100.00%				
1120573-06	M F R Consultants Inc.	250,000					M F R Consultants Inc.	Af Amer Fem	250,000	100.00%
1120573-07	M F R Consultants Inc.	250,000					M F R Consultants Inc.	Af Amer Fem	250,000	100.00%
1120574-06	Modis	250,000	IMPLIFY, INC.	Af Amer Mal	50,000	20.00%				
1120574-07	Modis	250,000	IMPLIFY, INC.	Af Amer Mal	50,000	20.00%				
1120600-05	Gartner Inc.	41,900								
1120618-04	AskReply Inc. dba B2Gnow	55,000	Adept Consulting Svcs., Inc.	Asia Mal	6,292	11.44%	QWIC	Wht Fem	6,292	11.44%
1120626-06	Smart Information Management Systems Inc.	500,000	Smart Information Management Systems	Asia Fem	500,000	100.00%				
1120648-03	Integrated Bank Technology, Inc.	175,000								
1220176-03	J & B Software	35,547								

City of Philadelphia
Office of Economic Opportunity

Participation Report
Fiscal Year 2015

Personal Professional Services
For Profit Formal Contracts

Contract #	Vendor Name	Contract Amount	MBE	MBE Race	MBE \$	MBE %	WBE	WBE Race	WBE \$	WBE %
1220311-03	Electec, Incorporated	244,144								
1220388-03	Software AG USA, Inc.	456,987								
1220427-05	MetaSource, LLC	555,000								
1220457-03	Pictometry International Corp.	863,845	Advanced Technology Solutions Inc. d/b/a	Asia Mal	84,518	9.78%				
1220577-02	The Athenaeum of Philadelphia	5,000								
1320143-03	Azavea, Inc.	35,695								
1320566-03	Engility Corporation	150,000	Systegra, Inc.	Hisp Amer Mal	30,000	20.00%				
1320591-02	Information Services Partner, Inc.	448,030	Pace Data Sytems, Inc.	Af Amer Mal	53,350	11.91%	Peripheral Systems Inc.	Wht Fem	42,680	9.53%
1320598-01	Fairfax Imaging, Inc.	508,953								
1320696-02	Acclaim Systems Inc.	58,175	Acclaim Systems Inc.	Asia Mal	58,175	100.00%				
1320732-02	CBG Communications	102,000					Telecommunications Research	Wht Fem	6,120	6.00%
1320732-03	CBG Communications, Inc.	251,750					Telecommunications Research	Wht Fem	15,465	6.14%
1320761-02	Spider Networks Inc	210,000								
1420087-01	Unitary - Plante Moran	345,215	Acclaim Systems Inc.	Asia Mal	86,304	25.00%				
1420087-01	Unitary - Third Wave	50,000					Iverson Associates	Wht Fem	10,000	20.00%
1420087-01	Unitary - Computer Aid	85,000	OHM Systems	Asia Mal	8,500	10.00%	MFR Associates	Af Amer Fem	8,500	10.00%
1420087-01	Unitary - Computer Aid	-	Connexus Technology	Af Amer Mal	8,500	10.00%				
1420087-01	Unitary - Computer Aid	-	Acclaim Systems Inc.	Asia Mal	8,500	10.00%				
1420087-01	Unitary - CTGi	50,000	UAO Consulting	Af Amer Fem	5,000	10.00%				
1420087-01	Unitary - Berry Dunn	246,000	MFR Associates	Af Amer Fem	24,600	10.00%	Momentum	Wht Fem	24,600	10.00%
1420087-01	Unitary - Berry Dunn	-					McHatten Consulting	Wht Fem	24,600	10.00%
1420087-01	Unitary - Berry Dunn	-					Visions Strategic Marketing	Af Amer Fem	24,600	10.00%
1420087-01	Unitary - North Highland	79,780	MFR Associates	Af Amer Fem	15,959	20.00%	PC Network	Wht Fem	15,956	20.00%
1420087-01	Unitary The IQ Business Group	145,696	Koryak Consulting	Asia Mal	21,854	15.00%	MFR Associates	Af Amer Fem	21,854	15.00%
1420087-01	Unitary The IQ Business Group	-	OHM Systems	Asia Mal	1,456	1.00%				
1420087-01	Unitary - Koryak Consulting	100,000	Quality Litigation Svcs	Nati Amer Mal	5,000	5.00%				
1420087-01	Unitary - Koryak Consulting	-	Swain Online	Hisp Amer Mal	5,000	5.00%				
1420087-01	Unitary - Koryak Consulting	-	Acuta Digital	Af Amer Mal	5,000	5.00%				
1420087-01	Unitary - Koryak Consulting	-	Frontier Technologies	Asia Fem	5,000	5.00%				
1420087-01	Unitary - Koryak Consulting	-	Bithgroup Technologies	Af Amer Mal	5,000	5.00%				
1420087-01	Unitary - SAIC	148,823	Soltrix Technologies	Asia Fem	22,323	15.00%	PC Network	Wht Fem	22,323	15.00%
1420233-01	Cellco Partnership d/b/a Verizon Wireless	2,700,000								
1420291-01	Information Services Partner, Inc.	168,683	Pace Data Sytems, Inc.	Af Amer Mal	11,808	7.00%				
1420301-01	Advanced Technology Solutions Inc. d/b/a geographIT	40,000	Advanced Technology Solutions Inc. d/b/a geographIT	Asia Mal	40,000	100.00%				
1420384-01	Information Services Partner, Inc.	8,100					Peripheral Systems	Wht Fem	679	8.38%
1420384-02	Information Services Partner, Inc.	250,000					Peripheral Systems Inc.	Wht Fem	20,950	8.38%
1420393-01	Unisys Corporation	2,294,167	TreCom Systems Group, Inc.	Af Amer Mal	100,943	4.40%	EKUBER VENTURES INC	Asia Fem	152,929	6.67%
1420444-01	Michael Anthony Associates, Inc.	225,000								
1520325	Essential Management Solutions, LLC	383,600	Advanced Technology Solutions Inc. d/b/a geographIT	Asia Mal	76,720	20.00%				
1520368	EMA Inc.	175,000	Onyx Spectrum Technology, Inc.	Af Amer Fem	17,500	10.00%				
1520392	Data-Core Systems, Inc.	83,810								

Contract #	Vendor Name	Contract Amount	MBE	MBE Race	MBE \$	MBE %	WBE	WBE Race	WBE \$	WBE %
1520427	Johnson, Mirmiran & Thompson	438,732					Envision Consultants, LTD.	Wht Fem	20,000	4.56%
1520467	Revenue Solutions, Inc.	4,111,382					Momentum, Inc.	Wht Fem	600,000	14.59%
1520494	Prophecy Americas Inc	185,000								
1520495	Peripheral Systems Inc.	67,000					Peripheral Systems Inc.	Wht Fem	67,000	100.00%
	OFFICE OF INNOVATION & TECHNOLOGY	22,844,012			2,801,815	12.26%			1,901,456	8.32%
	LESS FEW OR NO	4,529,864								
	OFFICE OF INNOVATION & TECHNOLOGY	18,314,148			2,801,815	15.30%			1,901,456	10.38%
	OFFICE OF THE INSPECTOR GENERAL									
1320764-02	H.J. Sweeney and Associates	75,000								
1520086	L.B.PEDROTTY & Associates	75,000								
1520108	Advance Detective Bureau, Inc. T/A D.O. Richardson	10,000	Advance Detective Bureau, Inc. T/A D.O. Richardson	Af Amer Mal	10,000	100.00%				
	OFFICE OF THE INSPECTOR GENERAL	160,000			10,000	6.25%			0	0.00%
	LESS FEW OR NO	150,000								
	OFFICE OF THE INSPECTOR GENERAL	10,000			10,000	100.00%			0	0.00%
	OFFICE OF SUPPORTIVE HOUSING (OSH)									
1320224-04	Food Management Services, Inc dba Linton's Managed Services	712,527								
1320534-03	Coelho Consulting INC	75,000	Coelho Consulting INC	Asia Mal	75,000	100.00%				
1420126-02	U.S. Facilities, Inc.	663,250	U.S. Facilities, Inc.	Af Amer Mal	663,250	100.00%				
1420129-01	Corecare Food Services Inc.	1,235,708								
1420162-02	U.S. Facilities, Inc.	647,000	U.S. Facilities, Inc.	Af Amer Mal	647,000	100.00%				
1520137	Morris Darlene	415,000					Morris Darlene	Af Amer Fem	415,000	100.00%
	OFFICE OF SUPPORTIVE HOUSING (OSH)	3,748,485			1,385,250	36.95%			415,000	11.07%
	PARKS & RECREATION									
1420490-01	Light Action, Inc.	18,132								
1420493-01	Clear Sound, Inc.	4,769								
1420496-01	B. I. Consulting, LLC	45,000	B. I. Consulting, LLC	Af Amer Mal	45,000	100.00%				
1420499-01	First Phila Labor Services Ilc/DBA Event Technologies Group	23,715								
1420499-02	First Phila Labor Services Ilc/DBA Event Technologies Group	75,000								
1420500-01	First Phila Labor Services Ilc/DBA Event Technologies Group	38,850								
1420500-02	First Phila Labor Services Ilc/DBA Event Technologies Group	80,000								
1420502-01	Shock Theory Interactive	4,375	Shock Theory Interactive	Af Amer Fem	4,375	100.00%				
1520403	AAA School of Trucking	17,550								
1520509	Quality Penn Products, Inc	60,000	Quality Penn Products, Inc	Hisp Amer Mal	60,000	100.00%				
1320352-05	Gecko Graphics, Inc.	60,000					Gecko Graphics, Inc.	Wht Fem	60,000	100.00%

Contract #	Vendor Name	Contract Amount	MBE	MBE Race	MBE \$	MBE %	WBE	WBE Race	WBE \$	WBE %
1320745-03	Davey Resource Group	182,420								
1420490-02	Light Action, Inc.	75,000								
1420492-02	SIMON PUBLIC RELATIONS GROUP	35,000					SIMON PUBLIC RELATIONS GROUP	Wht Fem	35,000	100.00%
1420493-02	Clear Sound, Inc.	80,000								
1420502-02	Shock Theory Interactive	48,000					Shock Theory Interactive	Af Amer Fem	48,000	100.00%
1520503	Platinum Productions, LLC	4,200	Platinum Productions, LLC	Af Amer Mal	4,200	100.00%				
1520504	Big Bloc Entertainment Inc	70,000								
1520505	Universal Attractions	36,200								
1520506	Pamela Williams	12,000					Pamela Williams	Af Amer Fem	12,000	100.00%
1520518	SCOTLANDYARD SECURITY SVC	35,000	SCOTLANDYARD SECURITY SVC	Af Amer Mal	35,000	100.00%				
1520528	Big Bloc Entertainment Inc	27,500								
1520529	Big Bloc Entertainment Inc	114,500								
1520530	Big Bloc Entertainment Inc	25,000								
1520535	Universal Attractions	25,000								
1520541	Platinum Productions, LLC	5,500	Platinum Productions, LLC	Af Amer Mal	5,500	100.00%				
1520560	The DIVA Foundation	80,000	The DIVA Foundation	Af Amer Fem	80,000	100.00%				
	PARKS & RECREATION	1,282,711			234,075	18.25%			155,000	12.08%
	PENSION AND RETIREMENT, BOARD OF									
1220138-03	Cheiron, Inc.	330,000								
1320560-03	CliftonLarsonAllen LLP	70,000								
1220517-03	CLIFFWATER LLC	805,000								
	PENSION AND RETIREMENT, BOARD OF	1,205,000			0	0.00%			0	0.00%
	PERSONNEL									
1220340-03	WageWorks, Inc.	110,000								
1420230-01	Aon Consulting	250,000	Benefits Plus Consulting Group Inc.	Hisp Amer Fem	50,000	20.00%				
	PERSONNEL	360,000			50,000	13.89%			0	0.00%

City of Philadelphia
Office of Economic Opportunity

Participation Report
Fiscal Year 2015

Personal Professional Services
For Profit Formal Contracts

Contract #	Vendor Name	Contract Amount	MBE	MBE Race	MBE \$	MBE %	WBE	WBE Race	WBE \$	WBE %
	POLICE									
1220140-03	Omega Laboratories	35,000								
1220395-03	LeadsOnline LLC.	75,000								
1320268-02	Michael J Fitzgerald	72,000								
1320683-02	Alutiiq International Solutions, LLC	77,458								
1420337-01	Emelle Me, LLC	75,000	Emelle Me, LLC	Af Amer Mal	71,250	95.00%				
1420337-01	Emelle Me, LLC	0	Prestige Concepts, LLC	Af Amer Fem	3,750	5.00%				
1520111	Drugscan, Inc.	683,000					ISG Office Concepts, Inc.	Wht Fem	2,500	0.37%
1320727-02	Quakertown Veterinary Clinic	17,704								
1420456-01	The Bode Technology Group, Inc	484,159					Environmental Management Services, Inc.	Asia Fem	3,631	0.75%
	POLICE	1,519,321			75,000	4.94%			6,131	0.40%
	LESS FEW OR NO	718,000								
	POLICE	801,321			75,000	9.36%			6,131	0.77%
	PRISONS									
1220246-03	Matthew Bender Co., Inc.	80,676								
1320144-02	Liberty Management Services, Inc.	3,197,500								
1420101-01	Aramark Correctional Services, LLC.	14,178,172	MIL RAY FOOD CO	Af Amer Fem	2,552,071	18.00%	South Jersey Paper Products, Inc.	Wht Fem	425,345	3.00%
1420101-01	Aramark Correctional Services, LLC.	0	MIK Industries Inc.	Asia Fem	510,414	3.60%				
1420101-01	Aramark Correctional Services, LLC.	0	Guy Brown Products, LLC	Hisp Amer Fem	14,178	0.10%				
1420152-01	Liberty Management Services, Inc.	1,998,375								
1520105	U.S. Facilities, Inc.	11,115,287	U.S. Facilities, Inc.	Af Amer Mal	10,499,730	94.46%	GENERAL FIRE EQUIP C	Wht Fem	62,604	0.56%
1520105	U.S. Facilities, Inc.	0					Athena Contracting, Inc.	Wht Fem	552,953	4.97%
1220314-03	TOP OF THE CLOCK INC	160,939	TOP OF THE CLOCK INC	Af Amer Mal	160,939	100.00%				
1320545-03	MHM Correctional Services, Inc.	12,276,688	CrownHills Enterprises, Inc.	Af Amer Fem	97,000	0.79%				
1320549-02	Corizon Health Inc	45,545,793	GLOBAL DIAGNOSTIC SERVICES, INC.	Af Amer Mal	40,945	0.09%	Etris Associates, Inc.	Wht Fem	44,342	0.10%
1320549-02	Sergine Y. Desrosiers	0	Apparel, Print and Promotionals, Inc.	Af Amer Mal	79,000	0.17%	Alpha Medical Group, Ltd.	Wht Fem	142,404	0.31%
1320549-02	Etris Associates, Inc.	0	Correctional Dental Association	Af Amer Mal	2,484,552	5.46%	Correct Rx Pharmacy Services, Inc.	Wht Fem	11,185,417	24.56%
1520449	Community Education Centers	8,466,290								
	PRISONS	97,019,719			16,438,828	16.94%			12,413,064	12.79%
	PERSONNEL COST	24,645,025								
	LESS FEW OR NO	13,662,165								
	PRISONS	58,712,529			16,438,828	28.00%			12,413,064	21.14%
	PROCUREMENT									
1520012	Bicycle Transit Systems, Inc.	3,000,000	Rodriguez Consulting, LLC	Hisp Amer Mal	100,000	3.33%	It's Only Temporary dba Philly Temps	Wht Fem	120,000	4.00%
1520012	Bicycle Transit Systems, Inc.	-	S K Desginworks	Asia Fem	80,000	2.67%	Toole Design Group LLC	Wht Fem	300,000	10.00%
1520012	Bicycle Transit Systems, Inc.	-	ALPHA OFFICE SUPPLIE	Af Amer Mal	100,000	3.33%				
	PROCUREMENT	3,000,000			280,000	9.33%			420,000	14.00%

Contract #	Vendor Name	Contract Amount	MBE	MBE Race	MBE \$	MBE %	WBE	WBE Race	WBE \$	WBE %
	PROPERTY ASSESSMENT, OFFICE OF									
1320153-03	Linebarger Goggan Blair & Sampson, LLP	500,000					Sharon Humble, Esquire	Wht Fem	500,000	100.00%
1320154-04	Vanguard Direct Inc.	242,190								
1320243-02	Camins Associates	60,000								
	PROPERTY ASSESSMENT, OFFICE OF	802,190			0	0.00%			500,000	62.33%
	PROPERTY, DEPARTMENT OF PUBLIC									
1020427-03	Buell Kratzer Powell	7,046								
1120446-03	Bolender Architects	10,500					Bolender Architects	Wht Fem	10,500	100.00%
1120615-04	M2 Architecture	4,300					Ann Rothmann Structural Engineering, LLC	Wht Fem	4,300	100.00%
1220371-02	Environetics Design Inc.	205,939	KS Engineers, P.C.	Asia Mal	2,800	1.36%	CDA& I Architecture and Interiors, LTD	Wht Fem	26,871	13.05%
1220426-01	SMP Architects, Ltd	36,088	The Blackhawk Group Inc.	Af Amer Mal	3,400	9.42%	SMP Architects, Ltd	Wht Fem	22,023	61.03%
1320423-03	Burris Engineers, Inc	300,000	Burris Engineers, Inc	Af Amer Mal	175,000	58.33%	HUNT ENGINEERING CO	Wht Fem	75,000	25.00%
1320423-03	Burris Engineers, Inc	-	ADCON CONSULTANTS INC	Af Amer Mal	25,000	8.33%	CDA& I Architecture and Interiors, LTD	Wht Fem	25,000	8.33%
1320618-02	U.S. Facilities, Inc.	1,597,319	U.S. Facilities, Inc.	Af Amer Mal	1,597,319	100.00%				
1420210-01	Atkin Olshin Schade Architects	43,388					Viridian Landscape Studio LLC	Wht Fem	15,980	36.83%
1420328-02	U.S. Facilities, Inc.	15,486,450	U.S. Facilities, Inc.	Af Amer Mal	15,486,450	100.00%				
1520238	Bard, Rao + Athanas Consulting Engineers	627,000	DCM Architecture & Engineering LLC	Hisp Amer Mal	95,000	15.15%				
1320429-03	Pennonni Associates Inc.	300,000	V J Associates of New Jersey, Inc.	Asia Mal	20,000	6.67%	T.J. Grace Enterprise	Asia Fem	20,000	6.67%
1320429-03	V J Associates of New Jersey, Inc.	0	Mark Ulrick Engineers, Inc.	Af Amer Mal	20,000	6.67%	InVision Engineers, P.C.	Asia Fem	25,000	8.33%
1320429-03	Mark Ulrick Engineers, Inc.	0	Sci-Tek Consultants, Inc.	Af Amer Mal	20,000	6.67%				
1320429-03	Sci-Tek Consultants, Inc.	0	Kelly/Maiello, Inc.	Af Amer Mal	20,000	6.67%				
1320797-01	Hatch Mott MacDonald I & E LLC	10,000	Rodriguez Consulting, LLC	Hisp Amer Mal	4,030	40.30%				
1420328-03	U.S. Facilities, Inc.	250,000	U.S. Facilities, Inc.	Af Amer Mal	250,000	100.00%				
1420571-01	Duffield Associates, Inc.	200,000	Mid-Atlantic Environmental Laboratories, Inc.	Nati Amer Mal	20,000	10.00%	CGC Geoservices, LLC	Wht Fem	10,000	5.00%
	PROPERTY, DEPARTMENT OF PUBLIC	19,078,030			17,738,999	92.98%			234,674	1.23%
	RECORDS									
1220422-03	Azavea, Inc	60,000	Steven Ujifusa	Asia Mal	6,240	10.40%				
1320182-05	Information Services Partner, Inc.	48,500								
1320182-06	Information Services Partner, Inc.	30,000								
1320183-04	Tyler Technologies	1,555,000	LRW Solutions Group, Inc.	Af Amer Mal	278,100	17.88%				
1320183-05	Tyler Technologies	10,000	LRW Solutions Group, Inc.	Af Amer Mal	1,500	15.00%				
1320579-02	LRW Solutions Group, Inc.	50,000	LRW Solutions Group, Inc.	Af Amer Mal	50,000	100.00%				
1420001-03	Information Services Partner, Inc.	149,700								
1420004-01	Information Services Partner, Inc.	42,000								
1420005-02	Azavea, Inc	30,000								
1420006-01	Vanguard Direct Inc.	2,000								
1520090	VIR Archival and Preservation Services	84,000								
1520104	Azavea, Inc	30,000								

City of Philadelphia
Office of Economic Opportunity

Participation Report
Fiscal Year 2015

Personal Professional Services
For Profit Formal Contracts

Contract #	Vendor Name	Contract Amount	MBE	MBE Race	MBE \$	MBE %	WBE	WBE Race	WBE \$	WBE %
1520353	Information Services Partner, Inc.	50,000								
1520090-01	VIR Archival and Preservation Services	14,700								
	RECORDS	2,155,900			335,840	15.58%			0	0.00%
	REVENUE									
1120356-04	The Tyler Firm, LLC	20,100	Alpha Office Supplies, Inc.	Af Amer Mal	2,010	10.00%	The Tyler Firm, LLC	Af Amer Fem	18,090	90.00%
1120362-04	Philadelphia Writ Service Inc.	206,550								
1120543-07	AAL Acquest Corp.	710,000								
1320538-03	Pioneer Credit Recovery, Inc	2,000,000	Smart IT Staffing, Inc	Af Amer Fem	100,000	5.00%	Systems Staffing Group, Inc.	Wht Fem	100,000	5.00%
1320575-03	Linebarger Goggan Blair & Sampson, LLP	6,000,000					G2J, LLC d/b/a Proshred Security	Wht Fem	6,000	0.10%
1320575-03	Linebarger Goggan Blair & Sampson, LLP	0	503 CORPORATION	Hisp Amer Mal	18,000	0.30%	Lawton Associates, Inc.	Af Amer Fem	1,380,000	23.00%
1320575-03	Linebarger Goggan Blair & Sampson, LLP	0					Sharon Humble	Wht Fem	4,596,000	76.60%
1320638-03	Goehring, Rutter & Boehm	1,800,000	Law Offices of Denise Joy Smyler	Af Amer Fem	270,000	15.00%	OLSA Resources, Inc	Wht Fem	18000	1.00%
1320638-03	Goehring, Rutter & Boehm	0					Graphic Arts Incorporated	Wht Fem	18000	1.00%
1320638-04	Goehring, Rutter & Boehm	7,500,000	Law Offices of Denise Joy Smyler	Af Amer Fem	1,125,000	15.00%	OLSA Resources, Inc	Wht Fem	75,000	1.00%
1420021-01	Progressive Financial Services, Inc.	100,000					Hatteras Inc.	Wht Fem	2,000	2.00%
1420021-01	Progressive Financial Services, Inc.	0					LetterLogic, Inc.	Wht Fem	15,000	15.00%
1420070-01	Peripheral Systems Inc.	144,958					Peripheral Systems Inc.	Wht Fem	144,958	100.00%
1420238-02	LTS Acquisition Co., LLC	550,000								
1420265-01	AllianceOne Receivables Management, Inc.	1,000,000	PRWT Services Inc.	Af Amer Mal	200,000	20.00%				
1420266-01	Penn Credit	500,000	Torres Credit Services, Inc.	Hisp Amer Mal	75,000	15.00%	Law Offices of Denise Joy Smyler	Af Amer Fem	25,000	5.00%
1420267-01	Progressive Financial Services, Inc.	1,000,000					Hatteras Inc.	Wht Fem	20,000	2.00%
1420267-01	Progressive Financial Services, Inc.	0					LetterLogic, Inc.	Wht Fem	150,000	15.00%
1420268-01	Revenue Collection Bureau, Inc.	2,400,000	Revenue Collection Bureau, Inc.	Hisp Amer Mal	2,304,000	96.00%				
1420268-01	Revenue Collection Bureau, Inc.	0	Acevedo & Associates	Hisp Amer Mal	60,000	2.50%				
1420268-01	Revenue Collection Bureau, Inc.	0	Kinnamon Group, The d/b/a Kinnamon Solutions	Af Amer Fem	36,000	1.50%				
1420534	eCollect LLC	100,000								
1520214	GSB&B, LLC	1								
1120362-05	Philadelphia Writ Service Inc.	200,000								
1420509-01	The Nyman Group	30,000					The Nyman Group	Wht Fem	30,000	100.00%
	REVENUE	24,261,609			4,190,010	17.27%			6,598,048	27.20%
	STREETS									
1120324-07	Contemporary Staffing Solutions, Inc.	100,000								
1220223-03	Stantec	232,620	David Chou and Associates, Inc.	Asia Mal	27,914	12.00%	MATRIX ENVIRONMENTAL	Wht Fem	16,283	7.00%
1220223-03	Stantec	0	CSA Central, Inc.	Hisp Amer Mal	27,914	12.00%				
1220327-03	SwiftReach Networks	125,000								
1220336-05	The Nyman Group	35,000					The Nyman Group	Wht Fem	35,000	100.00%
1320315-04	LevLane Advertising, Inc.	3,425,000					Innovative Inc. d/b/a Innovative Resource Group	Wht Fem	197,500	5.77%
1320315-04	LevLane Advertising, Inc.	0					Community Marketing Concepts, Inc.	Af Amer Fem	372,500	10.88%
1320315-05	LevLane Advertising, Inc.	370,000					Innovative Inc. d/b/a Innovative Resource Group	Wht Fem	55500	15.00%

Contract #	Vendor Name	Contract Amount	MBE	MBE Race	MBE \$	MBE %	WBE	WBE Race	WBE \$	WBE %
1320315-05	LevLane Advertising, Inc.						Community Marketing Concepts, Inc.	Af Amer Fem	37000	10.00%
1320359-02	Alternative Resources, Inc.	75,000					Lynne Santos DBA Air Quality Associates	Wht Fem	3,525	4.70%
1320359-03	Alternative Resources, Inc.	25000					Lynne Santos DBA Air Quality Associates	Wht Fem	3525	14.10%
1520329	ReCommunity Holdings II, Inc.	900,000	Silver Top, Inc.	Hisp Amer Mal	225,000	25.00%				
1020674-05	Urban Engineers, Inc.	337,000	CHILTON ENGINEERING INC	Asia Mal	33,700	10.00%				
1220313-03	CBG Communications, Inc.	25,000								
1420409-01	RecycleBank, LLC	1,200,000	IMPRINTS UNLIMITED, INC	Af Amer Mal	30,000	2.50%	Creative Characters Inc.	Wht Fem	30,000	2.50%
1420409-01	RecycleBank, LLC	-					Arbil Enterprises dba Allegra Print & Imaging	Wht Fem	30,000	2.50%
1420409-01	RecycleBank, LLC	-								
1520073	Jacobs Project Management Co.	1,000,000					JBC ASSOCIATES INC	Wht Fem	250,000	25.00%
1520113	URS Corporation	1,000,000					PROMATECH INC	Wht Fem	100,000	10.00%
1520113	URS Corporation	-					KMJ Consulting, Inc.	Wht Fem	100,000	10.00%
1520113	URS Corporation	-					JBC ASSOCIATES INC	Wht Fem	50,000	5.00%
1520476	Gilmore & Associates, Inc.	1,000,000	AMERICAN GEOTECH INC	Asia Fem	50,000	0.05	KMJ Consulting, Inc.	Wht Fem	50,000	5.00%
1520476	Gilmore & Associates, Inc.	-	Malick & Scherer, P.C.	Asia Mal	90,000	0.09	Envision Consultants, LTD.	Wht Fem	20,000	2.00%
1520476	Gilmore & Associates, Inc.	-	Kelly/Maiello, Inc.	Af Amer Mal	20,000	0.02	PROMATECH INC	Wht Fem	30,000	3.00%
1220327-05	SwiftReach Networks	100,000								
1320315-05	LevLane Advertising, Inc.	370,000	Community Marketing Concepts, Inc.	Af Amer Fem	74,000	20.00%	Innovative Inc. d/b/a Innovative Resource Group	Wht Fem	55,500	15.00%
1320359-03	Alternative Resources, Inc.	25,000					Lynne Santos DBA Air Quality Associates	Wht Fem	1,000	4.00%
1520329-01	ReCommunity Holdings II, Inc.	1,800,000	Silver Top, Inc.	Hisp Amer Mal	200,000	11.11%				
1520490	Modjeski and Masters, Inc.	1,000,000	Andropogon Associates, Ltd.	Hisp Amer Mal	40,000	4.00%	Arrow Land Solution, LLC	Wht Fem	40,000	4.00%
1520490	Modjeski and Masters, Inc.	-	Malick & Scherer, P.C.	Asia Mal	90,000	9.00%				
	STREETS	13,144,620			908,529	6.91%			1,477,333	11.24%
	TREASURER, CITY									
1020584	Saul Ewing LLP	8,886								
1120292-04	Cozen O'Connor	82,000								
1120292-04	Cozen O'Connor	124,000								
1120293-03	Ann C. Lebowitz, Esq, d/b/a Law Office of Ann C. Lebowitz	35,000					Ann C. Lebowitz, Esq, d/b/a Law Office of Ann C. Lebowitz	Wht Fem	35,000	100.00%
1120293-04	Ann C. Lebowitz, Esq, d/b/a Law Office of Ann C. Lebowitz	15,000					Ann C. Lebowitz, Esq, d/b/a Law Office of Ann C. Lebowitz	Wht Fem	15,000	100.00%
1120293-04	Ann C. Lebowitz, Esq, d/b/a Law Office of Ann C. Lebowitz	20,000					Ann C. Lebowitz, Esq, d/b/a Law Office of Ann C. Lebowitz	Wht Fem	20,000	100.00%
1220136-04	Dilworth Paxson LLP	45,000								
1220137-04	Gonzalez Saggio & Harlen	37,500	Gonzalez Saggio & Harlen	Af Amer Mal	37,500	100.00%				
1320337	Public Financial Management Inc	75,000								
1320337	Public Financial Management Inc	100,000								
1320337-02	Public Financial Management Inc	50,000								
1320337-02	Public Financial Management Inc	30,000								
1320337-02	Public Financial Management Inc	50,000								

City of Philadelphia
Office of Economic Opportunity

Participation Report
Fiscal Year 2015

Personal Professional Services
For Profit Formal Contracts

Contract #	Vendor Name	Contract Amount	MBE	MBE Race	MBE \$	MBE %	WBE	WBE Race	WBE \$	WBE %
1320337-02	Public Financial Management Inc	50,000								
1320338	Acacia Finaicial Group, Inc	35,000					Acacia Finaicial Group, Inc	Wht Fem	35,000	100.00%
1320338-02	Acacia Finaicial Group, Inc	35,000					Acacia Finaicial Group, Inc	Wht Fem	35,000	100.00%
1320338-02	Acacia Finaicial Group, Inc	35,000					Acacia Finaicial Group, Inc	Wht Fem	35,000	100.00%
1320338-02	Acacia Finaicial Group, Inc	15,000					Acacia Finaicial Group, Inc	Wht Fem	15,000	100.00%
1320338-02	Acacia Finaicial Group, Inc	30,000					Acacia Finaicial Group, Inc	Wht Fem	30,000	100.00%
1320338-02	Acacia Finaicial Group, Inc	25,000					Acacia Financial Group, Inc	Wht Fem	25,000	100.00%
1320645	Greenberg Traurig, LLP	119,950								
1320646-03	Eckert Seamans Cherin & Mellott, LLC	265,000								
1320647	Ballard Spahr LLP	83,000								
1320648	Andre C Dasent PC	45,000	ANDRE C DASENT P C	Af Amer Mal	45,000	100.00%				
1320648	Andre Dasent	26,000	ANDRE C DASENT P C	Af Amer Mal	26,000	100.00%				
1320649	Ahmad & Zaffarese LLC	25,000	Ahmad & Zaffarese LLC	Af Amer Mal	25,000	100.00%				
1420484-01	Public Financial Management Inc	150,000								
1420485-01	Phoenix Capital partners, LLP	65,000	Phoenix Capital partners, LLP	Af Amer Mal	65,000	100.00%				
1420529	Eckert Seamans Cherin & Mellott, LLC	45,000								
1520249	Frasca & Associates, LLC	30,000					Frasca & Associates, LLC	Wht Fem	30,000	100.00%
1520250	Public Financial Management Inc	30,000								
1520434	Ahmad & Zaffarese LLC	25,000	Ahmad & Zaffarese LLC	Af Amer Mal	25,000	100.00%				
1520435	Ballard Spahr LLP	135,016								
1520436	Turner Law, P.C.	40,000	Turner Law, P.C.	Af Amer Mal	40,000	100.00%				
1520438	Cozen O'Connor	102,000								
1520439	Ann C. Lebowitz, Esq, d/b/a Law Office of Ann C. Lebowitz	28,000					Ann C. Lebowitz, Esq, d/b/a Law Office of Ann C. Lebowitz	Wht Fem	28,000	100.00%
1520439	Ann C. Lebowitz, Esq, d/b/a Law Office of Ann C. Lebowitz	38,000					Ann C. Lebowitz, Esq, d/b/a Law Office of Ann C. Lebowitz	Wht Fem	38,000	100.00%
1520450	Hawkins Delafield & Wood LLP	155,000								
1520450	Hawkins Delafield & Wood LLP	110,000								
1520450	Hawkins Delafield & Wood LLP	75,000								
1520450	Hawkins Delafield & Wood LLP	50,000								
1520453	EConsult Solutions, Inc	45,100					MFR Consultants	Af Amer Fem	22,550	50.00%
	TREASURER, CITY	2,584,452			263,500	10.20%			363,550	14.07%
	WATER DEPARTMENT									
0520188-12	U.S. Department of the Interior Geological Survey	248,705								
1220052-06	Black & Veatch Corporation	910,990	Lamin Darboe	Af Amer Mal	76,159	8.36%	SIMON PUBLIC RELATIONS GROUP	Wht Fem	29,789	3.27%
1220052-06	Black & Veatch Corporation	0					Garvey Resources, Inc.	Wht Fem	29,061	3.19%
1220119-03	ANDRE C DASENT P C	135,000	ANDRE C DASENT P C	Af Amer Mal	135,000	100.00%				
1220186-03	Weston Solutions, Inc	30,000								
1220197-03	Karen Friedman Enterprises	50,000					Karen Friedman Enterprises	Wht Fem	50,000	100.00%
1220214-03	CSL Services, Inc.	1,500,000	Sci-Tek Consultants, Inc.	Af Amer Mal	150,000	10.00%	TFE Resources, Ltd.	Wht Fem	150,000	10.00%
1220240-03	AKRF, Inc.	750,000	Rodriguez Consulting, LLC	Hisp Amer Mal	75,000	10.00%	NTM Engineering, Inc.	Wht Fem	75,000	10.00%
1220240-03	AKRF, Inc.	0	AMERICAN GEOTECH INC	Asia Fem	37,500	5.00%				

City of Philadelphia
Office of Economic Opportunity

Participation Report
Fiscal Year 2015

Personal Professional Services
For Profit Formal Contracts

Contract #	Vendor Name	Contract Amount	MBE	MBE Race	MBE \$	MBE %	WBE	WBE Race	WBE \$	WBE %
1220241-03	Dewberry Engineers, Inc.	250,000	Rodriguez Consulting, LLC	Hisp Amer Mal	37,500	15.00%	HUNT ENGINEERING CO	Wht Fem	25,000	10.00%
1220242-03	GTS Technologies, Inc.	250,000	Synterra Ltd	Af Amer Mal	12,500	5.00%	NTM Engineering, Inc.	Wht Fem	37,500	15.00%
1220242-03	GTS Technologies, Inc.	0	KS Engineers, P.C.	Asia Mal	25,000	10.00%				
1220243-03	Johnson, Mirmiran & Thompson	250,000	Malick & Scherer, P.C.	Asia Mal	17,500	7.00%	The Bioengineering Group, Inc.	Wht Fem	25,000	10.00%
1220243-03	Johnson, Mirmiran & Thompson	0	HAKS Engineers, Architects and Land Surveyors, P.C.	Asia Mal	32,500	13.00%	Portfolio Associates, Inc.	Af Amer Fem	2,500	1.00%
1220244-03	Skelly & Loy	1,000,000	HAKS Engineers, Architects and Land Surveyors, P.C.	Asia Mal	30,000	3.00%	Skelly & Loy	Wht Fem	830,000	83.00%
1220244-03	Skelly & Loy	0	Dawood Engineering, Inc.	Asia Mal	50,000	5.00%	HUNT ENGINEERING CO	Wht Fem	20,000	0.02
1220244-03	Skelly & Loy	0	AMERICAN GEOTECH INC	Asia Fem	10,000	1.00%				
1220244-03	Skelly & Loy	0	Rodriguez Consulting, LLC	Hisp Amer Mal	60,000	6.00%				
1220256-03	Burns Engineering, Inc.	500,000	T.J. Grace Enterprise	Asia Fem	25,000	5.00%	Converse Winkler Architecture	Wht Fem	50,000	10.00%
1220256-03	Burns Engineering, Inc.	0	Mark Ulrick Engineers, Inc.	Af Amer Mal	20,000	4.00%	Susquehanna Civil, Inc.	Wht Fem	20,000	4.00%
1220256-03	Burns Engineering, Inc.	0	Batta Environmental Associates, Inc.	Asia Mal	25,000	5.00%				
1220259-03	Pennoni Associates Inc.	1,200,000	Rodriguez Consulting, LLC	Hisp Amer Mal	90,000	7.50%	LRLSA Studio, Inc.	Wht Fem	60,000	5.00%
1220259-03	Pennoni Associates Inc.	0	CHILTON ENGINEERING INC	Asia Mal	90,000	7.50%	HUNT ENGINEERING CO	Wht Fem	60,000	5.00%
1220260-03	Hatch Mott MacDonald I & E LLC	1,200,000	Rodriguez Consulting, LLC	Hisp Amer Mal	96,000	8.00%	HUNT ENGINEERING CO	Wht Fem	96,000	8.00%
1220260-03	Hatch Mott MacDonald I & E LLC	0	Chiru Consulting LLC	Asia Fem	72,000	6.00%	CGC Consulting, LLC dba CG Consulting, LLC	Wht Fem	24,000	2.00%
1220260-03	Hatch Mott MacDonald I & E LLC	0	Arora Engineers, Inc	Asia Mal	12,000	1.00%				
1220261-03	D&B/Guarino Engineers, LLC	900,000	Rodriguez Consulting, LLC	Hisp Amer Mal	135,000	15.00%	Chiru Consulting LLC	Asia Fem	90,000	10.00%
1220262-03	HUNT ENGINEERING CO	600,000	American Engineers Group, LLC	Asia Mal	90,000	15.00%	HUNT ENGINEERING CO	Wht Fem	450,000	75.00%
1220262-03	HUNT ENGINEERING CO	0					R2T, Inc.	Af Amer Fem	60,000	10.00%
1220263-03	Stantec	900,000	Rodriguez Consulting, LLC	Hisp Amer Mal	67,500	7.50%	MATRIX ENVIRONMENTAL	Wht Fem	45,000	5.00%
1220263-03	Stantec	0	GTS Consultants, Inc.	Hisp Amer Mal	67,500	7.50%	NTCom International, Inc.	Asia Fem	45,000	5.00%
1220263-03	Stantec	0					Susquehanna Civil, Inc.	Wht Fem	75,000	8.33%
1220265-03	Remington & Vernick Engineers	500,000	Fusion Engineering, PC	Af Amer Mal	75,000	15.00%	HUNT ENGINEERING CO	Wht Fem	50,000	10.00%
1220266-03	Remington & Vernick Engineers	0	Chiru Consulting LLC	Asia Fem	75,000	15.00%	ACT Engineers, Inc.	Wht Fem	50,000	10.00%
1220270-03	Whitman, Requardt and Associates, LLP	1,000,000	TRANS-PACIFIC ENGINEERING	Nati Haw/Paci Isl Mal	40,000	4.00%	HUNT ENGINEERING CO	Wht Fem	100,000	10.00%
1220270-03	Whitman, Requardt and Associates, LLP	0	Shah & Associates, Inc.	Asia Mal	100,000	10.00%	G & C Environmental Services	Af Amer Fem	20,000	2.00%
1220270-03	Whitman, Requardt and Associates, LLP	0	SAVIN ENGINEERS P C	Nati Haw/Paci Isl Mal	20,000	2.00%				
1220270-03	Whitman, Requardt and Associates, LLP	0	MARK HANDON DIVING SVC	Af Amer Mal	20,000	2.00%				
1220270-03	Whitman, Requardt and Associates, LLP	0	CHILTON ENGINEERING INC	Asia Mal	20,000	2.00%				
1220271-03	AECOM Technical Services, Inc.	500,000	Shah & Associates, Inc.	Asia Mal	25,000	5.00%	M G ZAHN & ASSOCIATE	Wht Fem	10,000	2.00%
1220271-03	AECOM Technical Services, Inc.	0	HANDON DIVING SERVICE, INC.	Af Amer Mal	10,000	2.00%	HUNT ENGINEERING CO	Wht Fem	60,000	12.00%
1220271-03	AECOM Technical Services, Inc.	0	Chiru Consulting LLC	Asia Fem	25,000	5.00%				
1220271-03	AECOM Technical Services, Inc.	0	CSA Central, Inc.	Hisp Amer Mal	25,000	5.00%				
1220272-03	ATC Group Services	500,000	Genesis Environmental Technologies, Inc.	Asia Mal	40,000	8.00%	HUNT ENGINEERING CO	Wht Fem	40,000	8.00%
1220274-03	CH2M Hill Engineers, Inc.	1,000,000	Shah & Associates, Inc.	Asia Mal	50,000	5.00%	HUNT ENGINEERING CO	Wht Fem	100,000	10.00%
1220274-03	CH2M Hill Engineers, Inc.	0	R2T, Inc.	Af Amer Fem	100,000	10.00%				
1220275-03	Hazen and Sawyer	900,000	KS Engineers, P.C.	Asia Mal	45,000	5.00%	HUNT ENGINEERING CO	Wht Fem	45,000	5.00%
1220275-03	Hazen and Sawyer	0	Burris Engineers, Inc	Af Amer Mal	36,000	4.00%	AMY S GREENE ENVIRONMENTAL CONSULTANTS, INC	Wht Fem	18,000	2.00%

City of Philadelphia
Office of Economic Opportunity

Participation Report
Fiscal Year 2015

Personal Professional Services
For Profit Formal Contracts

Contract #	Vendor Name	Contract Amount	MBE	MBE Race	MBE \$	MBE %	WBE	WBE Race	WBE \$	WBE %
1220275-03	Hazen and Sawyer	0	Macon Pace, Inc.	Asia Mal	54,000	6.00%				
1220286-03	Maser Consulting, P.A.	1,200,000	HAKS Engineers, Architects and Land Surveyors, P.C.	Asia Mal	36,000	3.00%	Dawn Underground Engineering, Inc.	Wht Fem	48,000	4.00%
1220286-03	Maser Consulting, P.A.	0	Adam Styles	Af Amer Mal	84,000	7.00%	Chiru Consulting LLC	Asia Fem	72,000	6.00%
1220286-03	Maser Consulting, P.A.	0	Rodriguez Consulting, LLC	Hisp Amer Mal	84,000	7.00%				
1220287-03	O'Brien & Gere Engineers Incorporated	1,200,000	HAKS Engineers, Architects and Land Surveyors, P.C.	Asia Mal	96,000	8.00%	HUNT ENGINEERING CO	Wht Fem	96,000	8.00%
1220287-03	O'Brien & Gere Engineers Incorporated	0					Converse Winkler Architecture	Wht Fem	60,000	5.00%
1220287-03	O'Brien & Gere Engineers Incorporated	0					AMERICAN GEOTECH INC	Asia Fem	12,000	1.00%
1220287-03	O'Brien & Gere Engineers Incorporated	0					JERSEY BORING AND DRILLING COMPANY, INC.	Wht Fem	36,000	3.00%
1220333-04	Healthmark, Inc.	230,000								
1220337-03	Water Systems Optimization, Inc.	50,000	EASTERN ENGINEERING	Asia Mal	5,000	10.00%				
1220428-03	IMX Medical Management Services	70,000								
1220435-03	Pure Technologies US Inc	150,000								
1220460-03	WOODS HOLE GROUP, INC.	498,448								
1220468-03	CLOUD GEHSAN ASSOCIATES, INC.	100,000	David Chou and Associates, Inc.	Asia Mal	4,000	4.00%				
1220480-03	ARCADIS US, Inc.	1,200,000	Portfolio Associates, Inc.	Af Amer Fem	60,000	5.00%	LRSLA Studio, Inc.	Wht Fem	60,000	5.00%
1220480-03	ARCADIS US, Inc.	0	KS Engineers, P.C.	Asia Mal	120,000	10.00%	HUNT ENGINEERING CO	Wht Fem	60,000	5.00%
1220480-03	ARCADIS US, Inc.	0	D'Huy Engineering, Inc.	Nati Haw/Paci Isl Mal	120,000	10.00%				
1220576-03	inContact, Inc.	795,594								
1320083-03	Duffield Associates, Inc.	500,000	American Engineers Group, LLC	Asia Mal	50,000	10.00%	CGC Consulting, LLC dba CG Consulting, LLC	Wht Fem	50,000	10.00%
1320084-02	Hatch Mott MacDonald, LLC	500,000	Rodriguez Consulting, LLC	Hisp Amer Mal	40,000	8.00%	HUNT ENGINEERING CO	Wht Fem	40,000	8.00%
1320084-02	Hatch Mott MacDonald, LLC	0	Chiru Consulting LLC	Asia Fem	35,000	7.00%	CGC Consulting, LLC dba CG Consulting, LLC	Wht Fem	10,000	2.00%
1320086-02	Gilmore & Associates, Inc.	500,000	CHILTON ENGINEERING INC	Asia Mal	60,000	12.00%	LRSLA Studio, Inc.	Wht Fem	60,000	12.00%
1320086-02	Gilmore & Associates, Inc.	0					KMJ Consulting, Inc.	Wht Fem	30,000	6.00%
1320087-02	Stantec	500,000	Rodriguez Consulting, LLC	Hisp Amer Mal	20,000	4.00%	MATRIX ENVIRONMENTAL	Wht Fem	37,500	7.50%
1320087-02	Stantec	0	GTS Consultants, Inc.	Hisp Amer Mal	37,500	7.50%				
1320094-02	Wallace Roberts & Todd, LLC dba WRT	1,250,000	Rodriguez Consulting, LLC	Hisp Amer Mal	75,000	6.00%				
1320094-02	Wallace Roberts & Todd, LLC dba WRT	0	Portfolio Associates, Inc.	Af Amer Fem	75,000	6.00%				
1320094-02	Wallace Roberts & Todd, LLC dba WRT	0	Drive Engineering Corp	Hisp Amer Mal	50,000	4.00%				
1320096-02	CH2M Hill Engineers, Inc.	500,000	R2T, Inc.	Af Amer Fem	25,000	5.00%	Viridian Landscape Studio LLC	Wht Fem	75,000	15.00%
1320097-02	Hazen and Sawyer	500,000					HUNT ENGINEERING CO	Wht Fem	50,000	10.00%
1320118-02	Axys Analytical Services	50,000								
1320206-02	Vieux & Associates, Inc.	155,000					Vieux & Associates, Inc.	Wht Fem	155,000	100.00%
1320228-02	Med-Tex Services, Inc.	80,000								
1320286-02	EASTERN ENGINEERING	780,000	EASTERN ENGINEERING	Asia Mal	780,000	100.00%				
1320296-02	Marmota Environmental Consulting LLC	100,000								
1320319-02	AKRF, Inc.	500,000	Rodriguez Consulting, LLC	Hisp Amer Mal	40,000	8.00%	HUNT ENGINEERING CO	Wht Fem	50,000	10.00%
1320319-02	AKRF, Inc.	0	CH Planning, Inc	Af Amer Fem	50,000	10.00%				
1320319-02	AKRF, Inc.	0	AMERICAN GEOTECH INC	Asia Fem	15,000	3.00%				
1320353-02	AKRF, Inc.	1,361,472	Locating Utility Infrastructure Services	Hisp Amer Mal	209,028	15.35%				

City of Philadelphia
Office of Economic Opportunity

Participation Report
Fiscal Year 2015

Personal Professional Services
For Profit Formal Contracts

Contract #	Vendor Name	Contract Amount	MBE	MBE Race	MBE \$	MBE %	WBE	WBE Race	WBE \$	WBE %
1320353-02	AKRF, Inc.	0	Dooley's Landscaping & Tree Care Services	Af Amer Fem	63,617	4.67%				
1320459-02	Keystone Engineering Group, Inc.	300,000	TRANS-PACIFIC ENGINEERING	Nati Haw/Paci Isl Mal	30,000	10.00%	Karpaco Inc dba Nutech Control Products	Wht Fem	60,000	20.00%
1320501-02	Louis Cook Design	150,000								
1320539-03	SIMON PUBLIC RELATIONS GROUP	99,000					SIMON PUBLIC RELATIONS GROUP	Wht Fem	99,000	100.00%
1320540-02	Shift Space Design LLC	100,000								
1320541-03	CDM Smith, Inc.	100,000					Career Concepts, Inc.	Wht Fem	10,000	10.00%
1320541-04	CDM Smith, Inc.	300,000					Career Concepts, Inc.	Wht Fem	30,000	10.00%
1320644-02	LevLane Advertising, Inc.	350,000	Replica Global, LLC dba Replica	Af Amer Mal	35,000	10.00%				
1320675-02	URS Corporation	130,000					Viridian Landscape Studio LLC	Wht Fem	26,000	20.00%
1320682-02	Schultz & Williams Inc	185,000								
1420026-01	CH2M Hill Incorporated	100,000					SIMON PUBLIC RELATIONS GROUP	Wht Fem	12,000	12.00%
1420077-01	Ellen Freedman Schultz	150,000					Ellen Freedman Schultz	Wht Fem	150,000	100.00%
1420086-01	CDM Smith, Inc.	8,872,700	TRANS-PACIFIC ENGINEERING	Nati Haw/Paci Isl Mal	1,153,451	13.00%	Sage Services LLC	Wht Fem	88,727	1.00%
1420086-01	CDM Smith, Inc.	0	Sci-Tek Consultants, Inc.	Af Amer Mal	1,330,905	15.00%				
1420086-01	CDM Smith, Inc.	0	CH Planning, Inc	Af Amer Fem	354,908	4.00%				
1420086-01	CDM Smith, Inc.	0	Advanced Technology Solutions Inc. d/b/a geographIT	Asia Mal	177,454	2.00%				
1420137-01	HABITHEQUE, INC.	400,000					HABITHEQUE, INC.	Wht Fem	260,000	65.00%
1420137-01	HABITHEQUE, INC.	0					Gecko Graphics, Inc.	Wht Fem	140,000	35.00%
1420199-01	Universal Technical Resource Services, Inc.	250,000	Executive Personnel Services Inc.	Af Amer Mal	37,500	15.00%	NTCom International, Inc.	Asia Fem	25,000	10.00%
1420203-01	CorTrol Services, Ltd.	750,000	CorTrol Services, Ltd.	Af Amer Mal	750,000	100.00%				
1420204-01	Corpro Companies, Inc.	750,000	Arora Engineers, Inc	Asia Mal	75,000	10.00%	NTCom International, Inc.	Asia Fem	75,000	10.00%
1420214-01	EConsult Solutions, Inc	200,000	Kash Srinivasan Group, LLC	Asia Mal	20,000	10.00%				
1420220-01	Charles E. Day and Associates, LLC	200,000	Charles E. Day and Associates, LLC	Af Amer Mal	200,000	100.00%				
1520006	Tetra Tech, Inc.	150,000								
1520015	Rodriguez Consulting, LLC	846,411	Rodriguez Consulting, LLC	Hisp Amer Mal	556,938	65.80%	Cedarville Engineering Group, LLC	Wht Fem	289,473	34.20%
1520027	Sustainable Choices, LLC	60,000					Sustainable Choices, LLC	Wht Fem	60,000	100.00%
1520087	Blake & Barancik Design Group Inc.	100,000	Tactile Design Group, LLC	Af Amer Mal	6,000	6.00%	Blake & Barancik Design Group Inc.	Wht Fem	85,000	85.00%
1520087	Blake & Barancik Design Group Inc.	0	Rosales Communications	Hisp Amer Mal	3,000	3.00%				
1520087	Blake & Barancik Design Group Inc.	0	Global Arena, LLC	Hisp Amer Mal	6,000	6.00%				
1520091	AECOM Technical Services, Inc.	500,000	TRANS-PACIFIC ENGINEERING	Nati Haw/Paci Isl Mal	75,000	15.00%	HUNT ENGINEERING CO	Wht Fem	60,000	12.00%
1520092	ARCADIS US, Inc.	500,000	Rodriguez Consulting, LLC	Hisp Amer Mal	30,000	6.00%	HUNT ENGINEERING CO	Wht Fem	60,000	12.00%
1520092	ARCADIS US, Inc.	0	Portfolio Associates, Inc.	Af Amer Fem	10,000	2.00%	Etinoff Consulting	Af Amer Fem	15,000	3.00%
1520092	ARCADIS US, Inc.	0	D'Huy Engineering, Inc.	Nati Haw/Paci Isl Mal	10,000	2.00%				
1520092	ARCADIS US, Inc.	0	Andropogon Associates, Ltd.	Hisp Amer Mal	20,000	4.00%				
1520094	HUNT ENGINEERING CO	500,000	American Engineers Group, LLC	Asia Mal	50,000	10.00%	HUNT ENGINEERING CO	Wht Fem	400,000	80.00%
1520094	HUNT ENGINEERING CO	0	R2T, Inc.	Af Amer Fem	50,000	10.00%				
1520095	Urban Engineers, Inc.	500,000	Dawood Engineering, Inc.	Asia Mal	106,550	21.31%	NTM Engineering, Inc.	Wht Fem	72,850	14.57%
1520095	Urban Engineers, Inc.	0					LRSLA Studio, Inc.	Wht Fem	57,900	11.58%
1520098	ADKINS MANAGEMENT IN	550,000	ADKINS MANAGEMENT IN	Af Amer Fem	440,000	80.00%				
1520098	ADKINS MANAGEMENT IN	0	GMF Interior Installations, LLC	Af Amer Mal	110,000	20.00%				

City of Philadelphia
Office of Economic Opportunity

Participation Report
Fiscal Year 2015

Personal Professional Services
For Profit Formal Contracts

Contract #	Vendor Name	Contract Amount	MBE	MBE Race	MBE \$	MBE %	WBE	WBE Race	WBE \$	WBE %
1520121	CorTrol Services, Ltd.	424,457	CorTrol Services, Ltd.	Af Amer Mal	415,968	98.00%	NTCom International, Inc.	Asia Fem	8,489	2.00%
1520229	State of Delaware	70,000	Mid-Atlantic Environmental Laboratories, Inc.	Nati Amer Mal	1,400	2.00%	Supreme Safety , Inc.	Wht Fem	2,100	3.00%
1520229	State of Delaware	0					BG Laboratory, Inc	Af Amer Fem	1,400	2.00%
1520237	Corona Environmental Consulting, LLC	430,000	Innovate!, Inc.	Hisp Amer Fem	77,400	18.00%				
1520246	Thompson Mark B Associates	250,000	Rodriguez Consulting, LLC	Hisp Amer Mal	6,250	2.50%	Viridian Landscape Studio LLC	Wht Fem	7,500	3.00%
1520246	Thompson Mark B Associates	0	CSA Central, Inc.	Hisp Amer Mal	5,000	2.00%	SMP Architects, Ltd	Wht Fem	17,500	7.00%
1520246	Thompson Mark B Associates	0	Burris Engineers, Inc	Af Amer Mal	13,750	5.50%	Meliora Environmental Design, LLC	Wht Fem	12,500	5.00%
1520246	Thompson Mark B Associates	0					Ann Rothmann Structural Engineering, LLC	Wht Fem	12,500	5.00%
1520246	Thompson Mark B Associates	0					Metropolitan Acoustics, LLC	Wht Fem	5,000	2.00%
1520282	Zelenkofske Axelrod LLC	355,840	Holmes & Company LLC	Af Amer Mal	53,376	15.00%	Tangent Resources LLC	Wht Fem	35,584	10.00%
1520282-01	Zelenkofske Axelrod LLC	94,040								
1520283	AMERICAN GEOTECH INC	250,000	AMERICAN GEOTECH INC	Asia Fem	230,000	92.00%	Enviroace LLC	Wht Fem	20,000	8.00%
1520284	Waypoint Enterprises, Inc., t/a Lippincott Jacobs Consulting	250,000	Cosmos Technologies, Inc.	Af Amer Mal	50,000	20.00%	CGC Geoservices, LLC	Wht Fem	50,000	20.00%
1520308	Black & Veatch Corporation	532,939	Lamin Darboe	Af Amer Mal	10,019	1.88%	K Bealer Consulting Inc.	Af Amer Fem	50,256	9.43%
1520308	Black & Veatch Corporation	0	Kash Srinivasan Group, LLC	Asia Mal	20,039	3.76%	SIMON PUBLIC RELATIONS GROUP	Wht Fem	27,606	5.18%
1520308	Black & Veatch Corporation	0					Zweig, Ramick, & Associates	Wht Fem	36,666	6.88%
1520309	Raftelis Financial Consultants, Inc.	190,810	Intel Business Solutions	Af Amer Mal	14,199	7.44%	Nicole M. Harrell, CPA, LLC	Af Amer Fem	2,901	1.52%
1520309	Raftelis Financial Consultants, Inc.	0	S O A, LLC	Af Amer Mal	15,854	8.31%	SIMON PUBLIC RELATIONS GROUP	Wht Fem	2,300	1.21%
1520309	Raftelis Financial Consultants, Inc.	0	PEER Consultants, P.C.	Af Amer Fem	22,214	11.64%				
1520370	CliftonLarsonAllen LLP	150,000	Milligan & Company, LLC	Af Amer Mal	22,500	15.00%	Carol A. Schreckengaust, CPA	Wht Fem	15,000	10.00%
1520371	CH2M Hill Engineers, Inc.	100,000	R2T, Inc.	Af Amer Fem	20,000	20.00%				
1220249-03	Biohabitats, Inc.	750,000	Prime AE Group, Inc.	Asia Mal	56,250	7.50%	HUNT ENGINEERING CO	Wht Fem	75,000	10.00%
1220249-03	Biohabitats, Inc.	0	Rodriguez Consulting, LLC	Hisp Amer Mal	56,250	7.50%				
1220267-03	Jacobs Engineering Group Inc.	500,000	Rodriguez Consulting, LLC	Hisp Amer Mal	100,000	20.00%	HUNT ENGINEERING CO	Wht Fem	50,000	10.00%
1220268-03	MWH Americas Inc	500,000	Kelly/Maiello, Inc.	Af Amer Mal	25,000	5.00%	HUNT ENGINEERING CO	Wht Fem	50,000	10.00%
1220268-03	MWH Americas Inc	0	CSA Central, Inc.	Hisp Amer Mal	50,000	10.00%				
1220273-03	Gannett Fleming Inc	1,000,000	CSA Central, Inc.	Hisp Amer Mal	60,000	6.00%	HUNT ENGINEERING CO	Wht Fem	100,000	10.00%
1220273-03	Gannett Fleming Inc	0	C.C. Johnson and Malhotra, P.C.	Asia Mal	90,000	9.00%				
1320353-03	AKRF, Inc.	908,817	Locating Utility Infrastructure Services	Hisp Amer Mal	209,028	23.00%	Dooley's Landscaping and Tree Care Services, LLC	Af Amer Fem	63,617	7.00%
1320599-03	Black & Veatch Corporation	525,000	VistaConnections Inc.	Hisp Amer Fem	26,250	5.00%	MONDRE ENERGY INC	Wht Fem	47,250	9.00%
1320660-02	Greeley & Hansen	657,796	CH Planning, Inc	Af Amer Fem	50,500	7.68%				
1420363-02	SCHUMAKER AND COMPANY. INC.	420,000					SCHUMAKER AND COMPANY. INC.	Wht Fem	420,000	100.00%
1420385-01	AKRF, Inc.	300,000	Tactile Design Group, LLC	Af Amer Mal	39,000	13.00%	NTM Engineering, Inc.	Wht Fem	20,100	6.70%
1420385-01	AKRF, Inc.	0	Rodriguez Consulting, LLC	Hisp Amer Mal	3,000	1.00%	CH Planning, Inc	Af Amer Fem	20,100	6.70%
1420460-02	Raftelis Financial Consultants, Inc.	299,850	Charles E. Day and Associates, LLC	Af Amer Mal	29,985	10.00%	SIMON PUBLIC RELATIONS GROUP	Wht Fem	3,748	1.25%
1420460-02	Raftelis Financial Consultants, Inc.	0	S O A, LLC	Af Amer Mal	14,993	5.00%	Miitek, Inc.	Wht Fem	38,981	13.00%
1520015-01	Rodriguez Consulting, LLC	109,027	Rodriguez Consulting, LLC	Hisp Amer Mal	82,752	75.90%	Cedarville Engineering Group, LLC	Wht Fem	26,276	24.10%

Contract #	Vendor Name	Contract Amount	MBE	MBE Race	MBE \$	MBE %	WBE	WBE Race	WBE \$	WBE %
1520027-01	Sustainable Choices, LLC	4,000					Sustainable Choices, LLC	Wht Fem	4,000	100.00%
1520282-02	Zelenkofske Axelrod LLC	48,000	Holmes & Company LLC	Af Amer Mal	7,200	15.00%	Tangent Resources LLC	Wht Fem	4,800	10.00%
	WATER DEPARTMENT	54,058,896			12,048,685	22.29%			7,150,473	13.23%
	FEW OR NO	2,004,042								
	ADJUSTED WATER DEPARTMENT	52,054,854			12,048,685	23.15%			7,150,473	13.74%
	TOTAL PERSONAL PROFESSIONAL SERVICES	469,156,117			80,463,537	17.15%			44,896,265	9.57%
	LESS FEW OR NO	144,460,391								
	ADJUSTED PERSONAL PROFESSIONAL SERVICES	324,695,726			80,463,537	24.78%			44,896,265	13.83%

Contract #	Description	Vendor Name	Contract Amount
	HEALTH, DEPARTMENT OF PUBLIC		
1320099-02	Specialty Medical Services	Tenet Health System Hahnemann, L.L.C.	250,000
	HEALTH, DEPARTMENT OF PUBLIC		250,000
	HUMAN SERVICES, DEPARTMENT OF		
1320200-03	Reintegration Services	JusticeWorks YouthCare, Inc.	474,500
1320196-02	Reintegration Services	Cornerstone Programs Corporation	146,000
1320204-03	Reintegration Services	ABS LINCS VA, Inc. D/B/A First Home Care	3,969,610
1320204-04	Reintegration Services	ABS LINCS VA, Inc. D/B/A First Home Care	2,400,000
	HUMAN SERVICES, DEPARTMENT OF		6,990,110
	HUMAN SERVICES, DEPARTMENT OF - COURT APPOINTED CONTRACTORS		
1320195-03	Placement Services - Treatment Foster Care	VisionQuest National, Ltd	14,734,218
1320198-02	Placement Services - Treatment Foster Care	Cornell Abraxas Group, Inc.	2,194,831
1320198-03	Placement Services - Treatment Foster Care	Cornell Abraxas Group, Inc.	185,000
1320203-03	Placement Services - Treatment Foster Care	Mid-Atlantic Youth Services Corp.	9,062,437
1320203-04	Placement Services - Treatment Foster Care	Mid-Atlantic Youth Services Corp.	1,800,000
	HUMAN SERVICES, DEPARTMENT OF - COURT APPOINTED CONTRACTORS		27,976,486
	HUMAN SERVICES, DEPARTMENT OF		34,966,596
	LIBRARY, FREE		
1420002-01	Wide Area Network Services	Verizon	1,034,700
	LIBRARY, FREE		1,034,700
	MANAGING DIRECTOR'S OFFICE		
1120378-06	General Consultant Services	PPL EnergyPlus, LLC	62,500,000
	MANAGING DIRECTOR'S OFFICE		62,500,000
	OFFICE OF THE INSPECTOR GENERAL		
1320764-02	Investigative Consultant	H.J. Sweeney and Associates	75,000
1520086	Investigative Consultant	L.B.PEDROTTY & Associates	75,000
	OFFICE OF THE INSPECTOR GENERAL		150,000

Contract #	Description	Vendor Name	Contract Amount
	OFFICE OF INNOVATION & TECHNOLOGY		
1120434-04	Computer and Information Svcs	LockWorks LLC	94,500
1120648-03	Cashiering System Support	Integrated Bank Technology	175,000
1320598-01	Cashiering System Support (new system - support/maintenance)	Fairfax	284,444
1520427	Guaranteed Pavement Information System (GPIS) - support/maintenance	Johnson, Mirmiran & Thompson	16,000
1220427-05	Scanning software licenses	Metasource	75,000
1220388-03	Technical Services for Licensed Software	Software AG USA	456,987
1420233-01	Computer and Information Svcs - (EVDO Aircard Svcs)	Cellco Partnership d/b/a Verizon Wireless	1,100,000
1120600-05	Computer and Information Svcs (Subscription based research)	Gartner Inc.	41,900
1520467	Computer and Information Svcs - Software Licensing	Revenue Solutions, Inc.	1,754,976
1420393-01	Computer and Information Svcs (SaaS Related Costs)	Unisys Corporation	531,057
	OFFICE OF INNOVATION & TECHNOLOGY		4,529,864
	POLICE		
1520111	Quantitative Analysis of Drug and Alcohol in the Blood & Urine	Drugscan, Inc.	683,000
1220140-03	Hair Testing for Drugs of Abuse	Omega Laboratories	35,000
	POLICE		718,000
	PRISONS		
1520449	off-site housing services	Community Education Centers	8,466,290
1320144-02	Inmate Housing	Liberty Management Services, Inc.	3,197,500
1420152-01	Inmate Housing	Liberty Management Services, Inc.	1,998,375
	PRISONS		13,662,165
	PRISONS CONTRACT PERSONNEL COST		
1320549-02	Contract Personnel Cost	Corizon Health Inc	24,645,025
	PRISONS CONTRACT PERSONNEL COST		24,645,025
	PRISONS		38,307,190
	WATER DEPARTMENT		
1220186-03	General Consultant Services	Weston Solutions, Inc	30,000
1220333-04	General Consultant Services (Physical Performance Evaluation)	Healthmark, Inc.	230,000

Contract #	Description	Vendor Name	Contract Amount
1220428-03	General Consultant Services (Injury Prevention)	IMX Medical Management Services	70,000
1220435-03	Architect and Engineer Svcs (Leak Detection)	Pure Technologies US Inc	150,000
1220460-03	General Consultant Services (Measurements of Tidal Flow)	WOODS HOLE GROUP, INC.	498,448
1220576-03	General Consultant Services (24 Hr. Call Center)	inContact, Inc.	795,594
1320118-02	General Consultant Services (PCB Analysis)	Axys Analytical Services	50,000
1320228-02	General Consultant Services (Industry Based Plant Operations Safety Training)	Med-Tex Services, Inc.	80,000
1320540-02	Architect and Engineer Svcs	Shift Space Design LLC	100,000
	WATER DEPARTMENT		2,004,042
	TOTAL PPS FEW or NO		144,460,391

Document No.	Vendor Name	Amount	MBE	MBE Race	MBE \$	MBE %	WBE	WBE Race	WBE \$	WBE %
	AVIATION									
MPXX15000031	Philadelphia Animal Hospital, P.C.	30,000								
MPXX15000068	Eventive Productions	30,000					Eventive Productions	Wht Fem	30,000	100.00%
MPXX15000069	Norma Michaels Entertainment	30,000								
MPXX15000070	Grapevine Exhibits	20,000								
MPXX15000071	Karen Friedman Enterprises	32,000					Karen Friedman Enterprises	Wht Fem	32,000	100.00%
MPXX15000073	News Watch	15,000								
MPXX15000085	IMX Medical Management Services	15,000								
MPXX15000086	Med-Tex Services, Inc.	25,000								
MPXX15000215	The Nyman Group	32,000					The Nyman Group	Wht Fem	32,000	100.00%
MPXX15000216	Shapiro Communications, LLC	16,000								
MPXX15000217	Ellison Group, The	30,000	Ellison Group, The	Af Amer Mal	30,000	100.00%				
MPXX15000218	All State Career	19,000								
MPXX15000270	Reed Development Group, LLC	20,000								
MPXX15000290	Professional Health Services, Inc	10,000								
MPXX15000291	Worklife Connection LLC	2,000					Worklife Connection LLC	Wht Fem	2,000	100.00%
MPXX15000313	The Rudnick Spector Firm P.C.	7,620								
MPXX15000344	National Fire Protection Agency	28,000								
MPXX15000345	National Fire Protection Agency	28,000								
	AVIATION	389,620			30,000	7.70%			96,000	24.64%
	BEHAVIORAL HEALTH/INTELLECTUAL DISABILITY									
MPXX15000072	Law Office of Michelle Conner	30,000								
MPXX15000107	Warren Schloesser	5,500								
MPXX15000147	Zakia E. Moore, Esq.	30,000								
	BEHAVIORAL HEALTH/INTELLECTUAL DISABILITY	65,500			0	0.00%			0	0.00%
	COMMERCE DEPARTMENT									
MPXX15000155	JT GOLDSTEIN	9,399	JT GOLDSTEIN	Af Amer Mal	9,399	100.00%				
	COMMERCE DEPARTMENT	9,399			9,399	100.00%			0	0.00%
	FINANCE, DIRECTOR OF									
MPXX15000009	A J Fanelli	20,000								
MPXX15000010	Carmine D'Alessandro, C.G.F.M.	20,000								
MPXX15000011	Dominic Cermele	17,000								
MPXX15000046	John Corlies	32,000								
MPXX15000089	Bradley & Bradley Associates	4,013	Bradley & Bradley Associates	Af Amer Mal	4,013	100.00%				
MPXX15000108	Willis of New York, Inc.	22,500								
MPXX15000159	David A. Lopez and Company, LLC	23,880	David A. Lopez and Company, LLC	Af Amer Mal	23,880	100.00%				
MPXX15000176	The Graham Company	3,056								
MPXX15000220	Bradley & Bradley Associates	10,595	Bradley & Bradley Associates	Af Amer Mal	10,595	100.00%				
MPXX15000284	Haas & Wilkerson Insurance	1,799								
MPXX15000323	St. Vincent, Stephen Victor	5,000								

Document No.	Vendor Name	Amount	MBE	MBE Race	MBE \$	MBE %	WBE	WBE Race	WBE \$	WBE %
MPXX15000329	Bradley & Bradley Associates	2,963	Bradley & Bradley Associates	Af Amer Mal	2,963	100.00%				
MPXX15000331	A V International, Inc.	5,900	A V International, Inc.	Af Amer Mal	5,900	100.00%				
MPXX15000330	Baer Corwin Insurance Agency, Inc.	469								
	FINANCE, DIRECTOR OF	169,174			47,352	27.99%			0	0.00%
	FLEET MANAGEMENT									
MPXX15000066	Cascor Incorporated	30,000								
MPXX15000067	3E Company Environmental Ecological Eng	4,620								
MPXX15000257	Healthmark, Inc.	15,000								
MPXX15000258	LEA Environmental LLC	25,000					LEA Environmental LLC	Wht Fem	25,000	100.00%
	FLEET MANAGEMENT	74,620			0	0.00%			25,000	33.50%
	HEALTH, DEPARTMENT OF PUBLIC									
MPXX15000035	DIGITAL HEALTH DEPARTMENT, INC	24,000								
MPXX15000045	RTM Designs	2,500								
MPXX15000051	Arthur Washburn Ph.D	2,000								
MPXX15000058	Dhody Osteological Consulting, LLC	1,000					Dhody Osteological Consulting, LLC	Wht Fem	1,000	100.00%
MPXX15000064	Dental Forensic Services of Indian Valley	7,250								
MPXX15000065	Linda Barbara Edelson-Slocum, DMD	2,250					Linda Barbara Edelson Slocum	Wht Fem	2,250	100.00%
MPXX15000100	Social Solutions Global, Inc.	11,460								
MPXX15000144	Lawrence A. Dobrin DMD, DABFO	1,000								
MPXX15000157	Public Financial Management Inc	29,885								
MPXX15000202	General Healthcare Resources, Inc.	7,344								
MPXX15000263	David A. Lopez and Company, LLC	13,810	David A. Lopez and Company, LLC	Hisp Amer Mal	13,810	100.00%				
MPXX15000360	Gorenflo Consulting, Inc.	2,870								
MPXX15000321	Northfound, LLC	15,000								
	HEALTH, DEPARTMENT OF PUBLIC	120,369			13,810	11.47%			3,250	2.70%
	HUMAN SERVICES, DEPARTMENT OF									
MPXX15000094	Americor Press	25,000								
MPXX15000095	IMX Medical Management Services	30,000								
MPXX15000097	Custom Guide	22,000								
MPXX15000129	Lisa Beth Dugan	29,900					Lisa Beth Dugan	Wht Fem	29,900	100.00%
MPXX15000171	EdWell, LLC	32,000	EdWell, LLC	Af Amer Mal	32,000	100.00%				
MPXX15000180	Felton Satterfield dba Satterfield Consulting	29,496	Felton Satterfield dba Satterfield Consulting	Af Amer Mal	29,496	100.00%				
MPXX15000189	JKM Training, Inc	9,000								
MPXX15000199	John S. Lyons	16,619								
MPXX15000245	Raquet Justice Consultants LLC	5,200								
	HUMAN SERVICES, DEPARTMENT OF	199,215			61,496	30.87%			29,900	15.01%
	LAW DEPARTMENT									
MPXX15000115	McNees Wallace & Nurick LLC	15,000					Charis Mincavage, Partner	Wht Fem	15,000	100.00%

Document No.	Vendor Name	Amount	MBE	MBE Race	MBE \$	MBE %	WBE	WBE Race	WBE \$	WBE %
MPXX15000130	Artz Health Law	10,000								
MPXX15000153	Brad V. Shuttleworth	10,000								
MPXX15000170	Salaman Grayson PC	32,000								
MPXX15000261	Best Best & Krieger LLP	15,000								
MPXX15000277	Estrella LLC	5,000								
	LAW DEPARTMENT	87,000			0	0.00%			15,000	17.24%
	LIBRARY, FREE									
MPXX15000083	June Garcia LLC	4,000					June Garcia LLC	Wht Fem	4,000	100.00%
MPXX15000182	Paul Trapido Interpretive Design LLC	30,000								
MPXX15000336	Mara Wai	1,000								
MPXX15000338	Harold B Brooks	1,100								
MPXX15000357	eXperience HR, Inc	1,900								
MPXX15000358	Marie Amey-Taylor, Ed. D.	1,100								
MPXX15000376	TLR Concepts	950								
	LIBRARY FREE	40,050			0	0.00%			4,000	9.99%
	LICENSES & INSPECTIONS, DEPARTMENT OF									
MPXX15000131	VKG Associates	32,000	VKG Associates	Af Amer Fem	32,000	100.00%				
MPXX15000233	Horizon Technical Systems INC	27,380								
MPXX15000252	Mid Atlantic Construction Safety Council	32,000								
	LICENSES & INSPECTIONS, DEPARTMENT OF	91,380			32,000	35.02%			0	0.00%
	MANAGING DIRECTOR'S OFFICE									
MPXX15000314	Mattera Photography	680								
MPXX15000311	National Research Center, Inc.	2,500								
MPXX15000363	Bowstring Studios	5,000								
MPXX15000364	Azavea, Inc	32,000								
MPXX15000380	Strategy Arts	6,226								
	MANAGING DIRECTOR'S OFFICE	46,406			0	0.00%			0	0.00%
	MAYOR'S OFFICE									
MPXX15000091	Cooper Media Associates, Inc.	30,000								
MPXX15000361	Jarvus Innovations, LLC	32,000								
	MAYOR'S OFFICE	62,000			0	0.00%			0	0.00%
	MAYOR'S OFFICE OF COMMUNITY EMPOWERMENT AND OPPORTUNITY									
MPXX15000113	Titan Outdoor LLC	14,571								
MPXX15000114	YIKES INC	8,852					YIKES INC	Wht Fem	8,852	100.00%
MPXX15000158	Bryant Associates Consulting, LLC	1,500								
MPXX15000224	Maskar Design Inc	32,000								
MPXX15000248	Bogoni Strategy Partners	11,220					Bogoni Strategy Partners	Wht Fem	11,220	100.00%

Document No.	Vendor Name	Amount	MBE	MBE Race	MBE \$	MBE %	WBE	WBE Race	WBE \$	WBE %
MPXX15000259	KM Investments, LLC	3,700								
MPXX15000266	Kimberlee Davies	3,000					Kimberlee Davies	Wht Fem	3,000	100.00%
MPXX15000271	School Readiness Consulting, LLC	5,000								
	MAYOR'S OFFICE OF COMMUNITY EMPOWERMENT AND OPPORTUNITY	79,843			0	0.00%			23,072	28.90%
	OFFICE OF HOUSING & COMMUNITY DEVELOPMENT									
MPXX15000077	Robert Lukens	30,000								
	OFFICE OF HOUSING & COMMUNITY DEVELOPMENT	30,000			0	0.00%			0	0.00%
	OFFICE OF INNOVATION & TECHNOLOGY									
MPXX15000023	Zelenkofske Axelrod LLC	31,250								
MPXX15000117	Route Smart Technologies	12,985								
MPXX15000118	Cuskey, Ipsen & McCall Consultants, Inc.	15,000								
MPXX15000119	Bogom Computer Solutions	5,000								
MPXX15000168	Bogom Computer Solutions	10,000								
MPXX15000192	Michael J. Kaiser	4,600								
MPXX15000200	Peripheral Systems Inc.	15,000					Peripheral Systems Inc.	Wht Fem	15,000	100.00%
MPXX15000237	Soapbox Solutions, LLC	16,000								
MPXX15000287	Christopher Kent Vendrick	2,200								
MPXX15000309	Skout Media	3,500								
MPXX15000366	Data-Core Systems, Inc.	25,480								
MPXX15000352	Vertical Solutions- an R L Nelson and Associates, Company	32,000								
	OFFICE OF INNOVATION & TECHNOLOGY	173,015			0	0.00%			15,000	8.67%
	OFFICE OF THE INSPECTOR GENERAL									
MPXX15000223	M, LLC	1,214								
MPXX15000315	M, LLC	3,600								
	OFFICE OF THE INSPECTOR GENERAL	4,814			0	0.00%			0	0.00%
	OFFICE OF SUPPORTIVE HOUSING									
MPXX15000025	Dr. Bijan Etemad, M.D.	16,000	Dr. Bijan Etemad, M.D.	Af Amer Mal	16,000	100.00%				
MPXX15000026	Jacqueline Krosnodomskie	9,480					Jacqueline Krosnodomskie	Wht Fem	9,480	100.00%
MPXX15000027	Mildred M. McQuade	5,000					Mildred M. McQuade	Wht Fem	5,000	100.00%
MPXX15000236	Myers Diana T & Associates	32,000								
MPXX15000273	Senior Living Software Inc.	6,120								
	OFFICE OF SUPPORTIVE HOUSING	68,600			16,000	23.32%			14,480	21.11%
	PARKS & RECREATION									
MPXX15000139	Sadie Rose LLC*	13,250					Sadie Rose LLC	Wht Fem	13,250	100.00%
MPXX15000191	Emily T. Cooperman	20,000					Emily T. Cooperman	Wht Fem	20,000	100.00%
MPXX15000254	Eric Ramos	4,500	Eric Ramos	Hisp Amer Mal	4,500	100.00%				
MPXX15000302	Louis A. Iatarola	3,000								

Document No.	Vendor Name	Amount	MBE	MBE Race	MBE \$	MBE %	WBE	WBE Race	WBE \$	WBE %
MPXX15000351	Jeffrey Fuller Fine Art LTD	3,175								
MPXX15000337	Abila Inc.	1,423								
	PARKS & RECREATION	45,348			4,500	9.92%			33,250	73.32%
	PENSIONS & RETIREMENT, BOARD OF									
MPXX15000013	Dr. Martin H. Rosenweig	13,000								
MPXX15000014	Katz Bennett Levin Neurology	5,000								
MPXX15000015	David Knox, M.D.	5,000	David Knox, M.D.	Af Amer Mal	5,000	100.00%				
MPXX15000017	Dr. Richard M. Jay	5,000								
MPXX15000018	Rittenhouse Eye Associates, PC	5,000	Rittenhouse Eye Associates, PC	Af Amer Mal	5,000	100.00%				
MPXX15000102	Reconstructive Orthopedic Associates	20,000								
MPXX15000243	Liberty Orthopaedic and Sports Medicine	3,600								
	PENSIONS & RETIREMENT, BOARD OF	56,600			10,000	17.67%			0	0.00%
	PERSONNEL									
MPXX15000075	Zakia E. Moore, Esq.	32,000								
MPXX15000090	IMX Medical Management Services	20,000								
MPXX15000234	Prout, Maurice F. PH D	20,000								
MPXX15000317	Benefits Plus Consulting Group Inc.	30,000					Benefits Plus Consulting Group Inc.	Hisp Amer Fem	30,000	100.00%
	PERSONNEL	102,000			0	0.00%			30,000	29.41%
	POLICE									
MPXX15000132	Andrew Wolanin, Psy.D.	9,500								
MPXX15000133	Nancy Rosenberg, Psy.D.	16,500					Nancy Rosenberg, Psy.D.	Wht Fem	16,500	100.00%
MPXX15000134	Karyn L. Scher, Ph. D.	7,000					Karyn L. Scher, Ph. D.	Wht Fem	7,000	100.00%
MPXX15000173	R. J. Lee Group, Inc.	15,000								
MPXX15000205	CBM Archives Company, LLC	16,222								
MPXX15000349	Robert L. Tanenbaum Ph.D.	4,000								
	POLICE	68,222			0	0.00%			23,500	34.45%
	PRISONS									
MPXX15000043	Jerome Smith	7,200								
MPXX15000044	Christopher Collick	10,800								
MPXX15000047	Ronald Muse	7,200								
MPXX15000048	Sayed Abdul-Hadi	10,800								
MPXX15000049	Joanne M. Taylor	14,400					Joanne M. Taylor	Wht Fem	14,400	100.00%
MPXX15000052	Sally Lukens	14,400					Sally Lukens	Wht Fem	14,400	100.00%
MPXX15000053	Sonia Soto	14,400					Sonia Soto	Wht Fem	14,400	100.00%
MPXX15000054	Eric Schweizer	7,200								
MPXX15000056	Gerome W. McDonald	7,200								
MPXX15000057	John Burke	14,400								
MPXX15000061	Denise Dinkins*	14,400					Denise Dinkins	Wht Fem	14,400	100.00%
MPXX15000062	Edward J. Dymek	7,200								

City of Philadelphia
Office of Economic Opportunity

Participation Report
Fiscal Year 2015

Personal Professional Services
Miscellaneous Purchase Orders

Document No.	Vendor Name	Amount	MBE	MBE Race	MBE \$	MBE %	WBE	WBE Race	WBE \$	WBE %
MPXX15000079	Omega Laboratories	25,000								
MPXX15000204	L B Fencing LLC	13,152								
MPXX15000228	One Village Farm	16,965								
MPXX15000229	Software Concepts International, LLC	32,000								
MPXX15000379	Abbe Perry	1,125								
MPXX15000378	Jamel Finch	1,125								
MPXX15000328	Urban Engineers, Inc.	10,250								
MPXX15000327	GNCPR	10,000								
	PRISONS	298,815			0	0.00%			57,600	19.28%
	PROPERTY ASSESSMENT, OFFICE OF									
MPXX15000167	Geraldine Dougherty Company	20,000								
MPXX15000169	Robert Ludwig, Inc.	20,000								
MPXX15000185	American Signature Associates	30,000								
MPXX15000186	Robert J Gloudemans	12,500								
MPXX15000265	RCDH of Pennsylvania Inc. d/b/a A.R. Hughes & Company	30,000								
MPXX15000381	Street Media	10,000								
	PROPERTY ASSESSMENT, OFFICE OF	122,500			0	0.00%			0	0.00%
	PROPERTY, DEPARTMENT OF PUBLIC									
MPXX15000104	Kreilick Conservation, LLC	31,582								
MPXX15000138	OLIN Partnership Ltd	30,000					HUNT ENGINEERING CO	Wht Fem	10,000	33.33%
MPXX15000138	OLIN Partnership Ltd	0					The Lighting Practice	Wht Fem	2,500	8.33%
MPXX15000142	Cairone & Kaupp Incorporated	22,584								
MPXX15000152	Bonnett Associates, Inc.	11,000								
MPXX15000172	Maser Consulting, P.A.	31,900								
MPXX15000244	Stark Design, P.C.	24,000					Stark Design, P.C.	Wht Fem	24,000	100.00%
MPXX15000256	CMC Engineering	25,849								
MPXX15000381	Street Media	10,000								
	PROPERTY, DEPARTMENT OF PUBLIC	186,915			0	0.00%			36,500	19.53%
	RECORDS									
MPXX15000001	Pace Consulting LLC	31,999								
MPXX15000003	Richard Gouldey	5,000								
MPXX15000006	1 Source Safety & Health, Inc.	10,000								
MPXX15000008	Azavea, Inc	31,975								
MPXX15000012	Vital Records, Inc	3,100								
MPXX15000019	U.S. Construction Group, Inc.	5,000	U.S. Construction Group, Inc.	Af Amer Mal	5,000	100.00%				
MPXX15000022	Hydro Service and Supplies, Inc	10,000								
MPXX15000372	Urban GIS	10,000								
	RECORDS	107,074			5,000	4.67%			0	0.00%

Document No.	Vendor Name	Amount	MBE	MBE Race	MBE \$	MBE %	WBE	WBE Race	WBE \$	WBE %
	REVENUE									
MPXX15000007	Elwyn	15,000								
MPXX15000292	Portfolio Associates, Inc.	32,000					Portfolio Associates, Inc.	Wht Fem	32,000	100.00%
MPXX15000294	Pilla Creative Group Inc. dba Eightegrity	32,000					Pilla Creative Gr. Inc. dba Eightegrity	Wht Fem	32,000	100.00%
MPXX15000324	Titan Outdoor LLC	32,000								
MPXX15000367	SRI, INC.	32,000								
	REVENUE	143,000			0	0.00%			64,000	44.76%
	STREETS									
MPXX15000183	Compliance Management International	1,000								
MPXX15000242	Contemporary Staffing Solutions, Inc.	25,000								
MPXX15000260	Rockwell Automation, Inc	30,000								
MPXX15000262	American Traffic Safety Services Association	4,000								
	STREETS	60,000			0	0.00%			0	0.00%
	TREASURER, CITY									
MPXX15000160	McElwes and Quinn, LLC**	1					McElwes and Quinn, LLC	Wht Fem	1	100.00%
	TREASURER, CITY	1			0	0.00%			1	100.00%
	WATER DEPARTMENT									
MPXX15000030	James O'Shaughnessy	32,000								
MPXX15000033	Teresa Vollmer	32,000					Teresa Vollmer	Wht Fem	32,000	100.00%
MPXX15000036	Laboratory Testing, Inc.	30,000								
MPXX15000037	Buck & Associates	32,000								
MPXX15000038	Lois A. Brink	32,000					Lois A. Brink	Wht Fem	32,000	100.00%
MPXX15000039	Thomas Gallagher, CPA	32,000								
MPXX15000040	TTI Environmental, Inc.	32,000								
MPXX15000084	Adam Levine	32,000								
MPXX15000088	Brophy & Reilly, LLC	30,000								
MPXX15000121	Melena Murphy	32,000					Melena Murphy	Wht Fem	32,000	100.00%
MPXX15000122	USA Models	32,000								
MPXX15000123	Sandy Sorlien	32,000					Sandy Sorlien	Wht Fem	32,000	100.00%
MPXX15000125	Vivian Williams	32,000					Vivian Williams	Wht Fem	32,000	100.00%
MPXX15000143	Smith & Solomon Commercial Driver Training School	32,000								
MPXX15000145	Kimberly A. Ferguson	32,000	Kimberly Ferguson	Af Amer Fem	32,000	100.00%				
MPXX15000146	Knowledge Solutions International	20,000								
MPXX15000149	Leadership Institute, Inc.	30,000								
MPXX15000150	American Trainco, Inc	32,000								
MPXX15000151	Rachel Odoroff	32,000					Rachel Odoroff	Wht Fem	32,000	100.00%
MPXX15000154	Joy Caldwell	32,000					Joy Caldwell	Wht Fem	32,000	100.00%
MPXX15000162	Mike Nelson Consulting, LLC	32,000								
MPXX15000175	Conservation Matters, LLC	32,000					Conservation Matters, LLC	Wht Fem	32,000	100.00%
MPXX15000178	Andrea McClenon	32,000	Andrea McClenon	Af Amer Fem	32,000	100.00%				

Document No.	Vendor Name	Amount	MBE	MBE Race	MBE \$	MBE %	WBE	WBE Race	WBE \$	WBE %
MPXX15000184	Health Advocate, Inc	32,000								
MPXX15000209	EFGrusheski Consulting	32,000								
MPXX15000222	The Workshop Group, LLC	32,000								
MPXX15000230	Positive Capital Corp.pbc	30,000								
MPXX15000247	Daniel Pohligh	32,000								
MPXX15000249	Health Advocate, Inc	32,000								
MPXX15000268	Springhouse Computer School	20,000								
MPXX15000272	Lemon Brooke LLC	30,000								
MPXX15000288	Total Equipment Training, Inc.	30,580					Total Equipment Training, Inc.	Wht Fem	30,580	100.00%
MPXX15000296	JASTECH Development Services, Inc	32,000								
MPXX15000365	Whitehouse Group	9,750								
MPXX15000326	ITTI(WELDER TRAININ)	32,000								
	WATER DEPARTMENT	1,062,330			64,000	6.02%			286,580	26.98%
	Total MPOS	3,963,810			293,557	7.41%			757,133	19.10%

Quasi-Government Agency Contract Activity

PIDC/PAID OEO YEAR-END FY15 REPORT

ENTITY	CONTRACTOR	AMOUNT	MBE Vendor / %	MBE AMOUNT	WBE Vendor / %	WBE AMOUNT	DBSE Vendor / %	DBSE AMOUNT	DBE Vendor / %	DBE AMOUNT	NATURE OF PROCUREMENT	Description
PAID	Pennoni Associates	\$23,470									Uniquely Qualified	Design and Owner Representative services
PIDC	Quattrucci & Company	\$15,000			100.00%	\$15,000					Uniquely Qualified	Consulting- New Market Tax Application Assistance
RDC	Materials Conservation Co LLC	\$17,671									Publicly Advertised	Conservation Services
RDC	The Reinvestment Fund	\$31,675									Uniquely Qualified	Culture Blocks Updated
PIDC	LevLane Advertising Inc	\$171,950	10%	\$17,195							Uniquely Qualified	Website Development/Visual Brand Identity
PIDC	Economy League of Greater Philadelphia	\$20,000									Uniquely Qualified	Economic Impact / BRAC
PIDC	Pennoni Associates	\$39,400	16%	\$6,304	16.20%	\$6,383					Amended Contract	Feasibility Study
PAID	Urban Engineers	\$21,900									Uniquely Qualified	Environmental Study
PAID	LRLA Studio Inc	\$16,850	100%	\$16,850							Uniquely Qualified	Landscape Architecture Services
PAID	The Burns Group	\$4,081,000							5.00%	\$204,050	Uniquely Qualified	Electric Grid Consulting Services
PIDC	Navigate Corporation	\$239,000									Uniquely Qualified	Implementation of Document Retention & destruction policy
PAID	Brightfields, Inc	\$1,960,700	2%	\$31,371	44.00%	\$862,708					Publicly Advertised	Remediation Bartram North
PIDC	Anthony Palimore, AIA	\$20,527	100%	\$20,527							Uniquely Qualified	Consulting Services for Emerging Business Loan Program
PAID	Johnson, Mirmiran & Thompson	\$100,000	69%	\$68,800							Uniquely Qualified	Environmental Engineering/West Parkside Salt Shed Relocation
PIDC	Integra Realty Resources	\$25,000									Uniquely Qualified	Update property appraisal
PIDC	Urban Engineers	\$120,000	15%	\$18,000			15.00%	\$18,000			Uniquely Qualified	Environmental Services
PAID	Carr & Duff Inc	\$75,000			North Star Electric Supply 5%	\$3,750					Publicly Advertised	Utility relocation
PAID	Landis & Gyr	\$360,280									Publicly Advertised	Utility equipment
PAID	Urban Engineers	\$20,000									Uniquely Qualified	Environmental Services
PIDC	Business Association of West Parkside	\$17,420									Uniquely Qualified	Property Maintenance
PIDC	Dale Carnegie	\$40,500									Uniquely Qualified	Training
PIDC	Borski and Associates	\$42,000									Uniquely Qualified	Federal Lobbying Services
PIDC	STC Services	\$110,000									Uniquely Qualified	Update phone equipment
PIDC	Whitman, Requardt & Associates	\$125,000	KS Engineering 18%	\$22,500							Publicly Advertised	Engineering Services/Transportation
PIDC	Pennoni Associates	\$23,300									Uniquely Qualified	Land Surveying Services
PIDC	TRC	\$70,000					28.00%	\$19,600			Uniquely Qualified	Environmental Services
PAID	Gessler Construction Inc	\$470,667	MG Cement 20%	\$94,133	Gessler 62%	\$291,814					Publicly Advertised	Property Improvements
FDC	Peak Environmental LLC	\$3,290,000	US Construction Group 22%	\$723,800	Brightfields 1% Sioux Services 15%	\$526,400					Publicly Advertised	Demolition former Food Center
PAID	Pennoni Associates	\$20,750									Uniquely Qualified	Soil Classification
PIDC	Navigate Corporation	\$25,000									Uniquely Qualified	Grant Administration Process
PAID	Urban Engineers	\$49,300									Uniquely Qualified	Environmental Services
PAID	Burns Engineering Inc	\$158,315									DOE Working Group	Smart Grid Technology
PIDC	Schelter and Associates	\$17,000									Uniquely Qualified	Planning & Design Review
PAID	AMERESCO	\$45,000									Uniquely Qualified	Due diligence task/Natural Gas peak shaver generator
PIDC	Arcwed Technologies	\$46,400									Uniquely Qualified	Software Workflows
PAID	PECO	\$190,000									Uniquely Qualified	Design/Build
PIDC	Navigate Corporation	\$239,000									Uniquely Qualified	Phase II-Documents Retention
PAID	AT&T	\$71,100									Uniquely Qualified	Communication Links for Smart Grid Technology
PIDC	LevLane	\$46,500									Uniquely Qualified	Digital Search Services
PIDC	Johnson,Mirmiran & Thompson	\$230,000	T.J Grace 9%	\$20,700	LRLA 23%	\$52,900					Publicly Advertised	Engineering Services
	Totals	\$12,686,675	8.20%	\$1,040,181	13.86%	\$1,758,954	0.30%	\$37,600		\$204,050		

Philadelphia Housing Development Corporation (PHDC)
MBE/WBE Utilization Summary
Fiscal Year 2015

PHDC-Goals FY2015	Contract Awarded	MBE	WBE	Total MBE/WBE Cumulative	% of Contracts Awarded to MBE/WBE Firms
PHDC - BSRP	\$39,405,219.00	\$14,198,026.00	\$2,423,793.00	\$16,621,819.00	42.18%
PHDC - WAP	\$3,629,881.00	\$516,186.00	\$204,388.00	\$720,574.00	19.85%
PHDC - AMP	\$4,105,000.00	\$628,136.00	\$1,004,665.00	\$1,632,801.00	39.78%
Total PHDC Projects	\$47,140,100.00	\$15,342,348.00	\$3,632,846.00	\$18,975,194.00	40.25%

Philadelphia Redevelopment Authority (PRA)
MBE/WBE Utilization Summary
Fiscal Year 2015

PRDA Goals FY2015	Contract Awarded	MBE	WBE	Total MBE/WBE Cumulative	% of Contracts Awarded to MBE/WBE Firms
RDA *	\$256,104,806.00	\$39,440,140.12	\$27,915,423.85	\$67,355,563.98	26.30%
NSP**	\$2,971,286.00	\$466,491.90	\$353,583.03	\$820,074.94	27.60%
Total RDA Projects	\$259,076,092.00	\$39,906,632.03	\$28,269,006.89	\$68,175,638.91	26.31%

*These totals include incomplete projects

** NSP program officially is closed- data reflex projects that are being completed

Federally Funded Contract Activity

City of Philadelphia
Office of Economic Opportunity

For Profit
Federally Funded
Contract Activity
Fiscal Year 2015

	TOTAL AMOUNT	MBE AMOUNT	MBE %	FISCAL YEAR 2015		DSBE AMOUNT	DSBE %	Total Participation	Total %
				WBE AMOUNT	WBE %				
PUBLIC WORKS (PW) ¹	85,020,714	5,581,548	6.56%	6,260,250	7.36%	-	0.00%	11,841,798	13.93%
GRAND TOTAL	85,020,714	5,581,548	6.56%	6,260,250	7.36%	-	0.00%	11,841,798	13.93%

¹PW totals reflect dollar amount of commitments at time of the award.

	TOTAL AMOUNT	MBE AMOUNT	MBE %	FISCAL YEAR 2014		DSBE AMOUNT	DSBE %	Total Participation	Total %
				WBE AMOUNT	WBE %				
PUBLIC WORKS (PW) ¹	84,789,089	4,766,575	5.62%	5,751,541	6.78%	-	0.00%	10,518,116	12.41%
GRAND TOTAL	84,789,089	4,766,575	5.62%	5,751,541	6.78%	-	0.00%	10,518,116	12.41%

¹PW totals reflect dollar amount of commitments at time of the award.

DBEs	AMOUNT	CONTR	% Ethnicity
PUBLIC WORKS			
NATIVE AMERICAN(S)	0	0.00%	0.00%
ASIAN (S)	0	0.00%	0.00%
AFRICAN AMERICAN(S)	1,242,853	1.46%	10.50%
HISPANIC(S)	4,338,695	5.10%	36.64%
WHITE FEMALE(S)	6,260,250	7.36%	52.87%
OTHER	0	0.00%	0.00%
DISABLED	0	0.00%	0.00%
TOTAL	\$11,841,798	13.93%	100.00%

Contract#	Company Name	Bid Amount	MBE	MBE Race	MBE Amount	MBE %	WBE	WBE Race	WBE Amount	WBE %
	AVIATION									
144138	TONY DEPAUL & SON INC	27,504,175	L. CRUZ DEVELOPMENT LLC	Hisp Amer Mal	3,224,432	11.72%	HORIZON ENGINEERING ASSOCIATES LLC	Wht Fem	10,155	0.04%
144138	TONY DEPAUL & SON INC	0	THE VANN ORGANIZATION	Af Amer Mal	29,750	0.11%	UN INC d/b/a BETH'S BARRICADES	Wht Fem	192,022	0.70%
144138	TONY DEPAUL & SON INC	0					CALLAHAN PAVING PRODUCTS INC	Wht Fem	369,500	1.34%
144138	TONY DEPAUL & SON INC	0					FILLY OIL INC	Wht Fem	1,900,000	6.91%
144138	TONY DEPAUL & SON INC	0					RAM-T CORPORATION	Wht Fem	268,146	0.97%
144138	TONY DEPAUL & SON INC	0					COCCO CONTRACTING CORPORATION	Wht Fem	320,550	1.17%
144138	TONY DEPAUL & SON INC	0					AKM CONSTRUCTION SERVICES	Wht Fem	175,000	0.64%
	AVIATION	27,504,175			3,254,182	11.83%			3,235,373	11.76%
	PROPERTY, DEPARTMENT OF PUBLIC									
144164	BUCKLEY & COMPANY INC	5,332,034								
154102	A P CONSTRUCTION	1,316,190								
	PROPERTY, DEPARTMENT OF PUBLIC	6,648,224				0.00%			0	0.00%
	STREETS									
144141	SERAVALLI INC	10,568,072	AVIMAN MANAGEMENT LLC	Af Amer Mal	310,701	2.94%	GESSLER CONSTRUCTION CO INC	Wht Fem	277,940	2.63%
144141	SERAVALLI INC	0					General Highway Products, Inc.	Wht Fem	530,517	5.02%
144141	SERAVALLI INC	0					ABC Construction Co., Inc	Wht Fem	60,238	0.57%
144141	SERAVALLI INC	0					Guidemark, Inc.	Wht Fem	95,113	0.90%
144148	ARMOUR & SONS ELECTRIC INC	9,103,453	RAMOS & ASSOCIATES INC	Hisp Amer Mal	1,114,263	12.24%				
154051	LOFTUS CONSTRUCTION INC	3,199,905					L & R Construction Co., Inc.	Wht Fem	77,758	2.43%
154051	LOFTUS CONSTRUCTION INC	0					Madura Steel Sales, Inc.	Wht Fem	147,836	4.62%
154052	JAMES J ANDERSON CONSTRUCTION CO INC	13,774,961	Norton Tow Squad, Inc.	Af Amer Fem	49,590	0.36%	Oliveri & Associates, Inc	Wht Fem	823,743	5.98%
154052	JAMES J ANDERSON CONSTRUCTION CO INC	0	Peggy Grant d/b/a T&G Construction CO	Af Amer Fem	820,988	5.96%	Atlas Flasher & Supply Co., Inc.	Wht Fem	30,305	0.22%
154052	JAMES J ANDERSON CONSTRUCTION CO INC	0					SJA Construction, Inc.	Wht Fem	42,702	0.31%
154069	CARR & DUFF INC	2,148,427					General Highway Products, Inc.	Wht Fem	86,367	4.02%
154070	CARR & DUFF INC	499,252								
154071	SANTAPPAUL CORP T/A LIMA CO	118,999								
154072	KASER MECHANICAL LLC	68,110								
154099	MAGNUM INC	652,136	DK Cleaning Contractors, LLC	Af Amer Mal	31,824	4.88%				
154108	Loftus Construction, Inc.	10,735,000					Atlantic Concrete Cutting Inc.	Wht Fem	99,836	0.93%
154108	Loftus Construction, Inc.	0					ABC Construction Co., Inc	Wht Fem	83,733	0.78%
154108	Loftus Construction, Inc.	0					Bridg-It Fabricators, Inc.	Wht Fem	39,720	0.37%
154108	Loftus Construction, Inc.	0					Cocco Contracting Corporation	Wht Fem	94,468	0.88%
154108	Loftus Construction, Inc.	0					DeSilvio & Co., Inc	Wht Fem	45,087	0.42%
154108	Loftus Construction, Inc.	0					LB Construction Enterprises, Inc	Wht Fem	392,901	3.66%
154108	Loftus Construction, Inc.	0					Ram-T Corporation	Wht Fem	96,615	0.90%
	STREETS	50,868,315			2,327,366	4.58%			3,024,877	5.95%
	TOTAL PUBLIC WORKS	85,020,714			5,581,548	6.56%			6,260,250	7.36%